

Dynablast

DISTRIBUÉ PAR / DISTRIBUTED BY:



11365, 57e Avenue
Montréal (Québec)
H1E 4K1

Tél.: 514-494-5000
Sans frais 1-877-494-5001
Courriel: lp2000@bellnet.ca
Site Web : www.lp2000ehp.com

HOT & COLD WATER PRESSURE WASHERS



2018 PRICE LIST

DYNABLAST



DISTRIBUÉ PAR / DISTRIBUTED BY:



11365, 57e Avenue
Montréal (Québec)
H1E 4K1

Tél.: 514-494-5000
Sans frais 1-877-494-5001
Courriel: lp2000@bellnet.ca
Site Web : www.lp2000ehp.com







DYNABLAST

Units	Page
HOT - Gasoline Powered- Fuel Oil Heater- Direct Drive - Cart	2
HOT - Gasoline Powered- Belt Drive - Fuel Oil Heater - Cart	3
HOT - Gasoline Powered- Belt Drive - Fuel Oil Heater - Skid /Pick-up	3
HOT - Gasoline Powered- Belt Drive - Fuel Oil Heater - Skid	4
HOT - Electric Powered- Fuel Oil Heater- Direct Drive - Cart	5
HOT - Electric Powered- Propane Heater- Direct Drive - Cart	6
HOT - Electric Powered- Fuel Oil Heater- Belt Drive - Cart	6
HOT - Electric Powered- Electric Heater- Belt Drive	7-8
STEAM - Electric Powered- Electric Heater- Belt Drive	8
HOT - HYDROVAC Heater Modules	9-10
HOT - Heater Modules	10-11
HOT - Heater Modules - Burner Only	12-13
ULTRA HOT - Electric Powered - Naturel Gas or Propane Heated	14-15
ULTRA HOT - Accessories - Naturel Gas or Propane Heated	16
BEN/P - Electric Powered - Naturel Gas or Propane Heated	17-18
Accessories	19
COLD - Electric Powered - Direct Drive - Carry Handel	20
COLD - Electric Wall Mounted	20
COLD - Electric Powered & Gas Powered - Direct Drive - Cart	21-22-24
COLD - Electric Powered & Gas Powered - Belt Drive - Cart	23 -25
COLD - Engine & Pump Ass. - Belt Drive / Clutch	26
HOT - HIGH Temperature - Electric Powered- Direct Drive	27
COLD - Electric Motor / Pump Assemblies	28-29
HOT - Electric Powered- Belt Drive - MPUBH	30
COLD - OIL FIELD UNIT	30

All Products are built with components from PA, Interpump or Pratisoli s. All electric machines are third party certified.




Dynablast HOT - Gasoline Powered- Fuel Oil Heated - Direct Drive

Model #		Features	
<p>H4035DGF 3.8 GPM @ 3500PSI 13 HP Honda GX390 Electric Start * Optional hose reel available: HR4KIT (Detail see page 19)</p>		<p>Heavy duty roll cage, insulated gun w/48" lance, 50 foot hose, downstream chemical inj., SS coil wrap, schedule 80 heating coil, 12V DC burner, Interpump pump w/separate unloader, 300,000 BTU</p>	
<p>H4035GRGF 3.8 GPM @ 3500PSI 13 HP Honda GX390 Electric Start * Optional hose reel available: HR4KIT (Detail see page 19)</p>		<p>Same great features than our H4035DGF, but with a larger and slower pump for water tank fed applications. E3 pump @ 1750rpm and Interpump gear reducer.</p> 	
<p>HK4030DDF 4.0 GPM @ 3000 PSI 9.8 HP Kohler KD420 Electric Start * Optional hose reel available: HR4KIT (Detail see page 19) * IMPROVED FUEL ECONOMY OVER GASOLINE POWERED</p>		<p align="center">DIESEL / DIESEL</p> <p>Heavy duty roll cage, insulated gun w/48" lance, 50 foot hose, downstream chemical inj., SS coil wrap, schedule 80 heating coil, 12V DC burner, Interpump pump w/separate easy start unloader, 300,000 BTU</p>	

Dynablast HOT - Gasoline Powered- Belt drive - Fuel Oil Heated

Model #		Features	
H4035BGF 3.8 GPM @ 3500 PSI 13 HP Honda GX390 Electric Start. 12V DC Optional hose reel available		300,000 BTU, Heavy duty roll cage, Hot water unit, SLOW SPEED, Interpump belt driven, E3 pump w/separate unloader. Hour meter, 4.4 gallons fuel tank, insulated gun w/48" lance, 50 foot hose, Quick connect downstream chemical inj., Sscoil wrap, schedule 80 heating coil, 12V DC burner.	

Dynablast HOT - Gasoline Powered- Belt drive - Fuel Oil Heated -Skid

Model #		Features	
H4035BGFT 3.8 GPM @ 3500 PSI 13 HP Honda GX390 Electric Start. 12V DC Optional hose reel available		Self contained mobile hot water unit. Fits a standard 6'5" pick-up box. 200 gallons water tank. Controls on the curb side of the road. SLOW SPEED belt driven Interpump E3 pump. Stainless Steel skin. Rugged Sandtex black frame. Easy access to all controls and maintenance items.	
EN1041 ** ONLY FOR H4035BGFT		Low Pressure HD Garden hose reel	
HR50150HD ** ONLY FOR UNITS H4035BGF & H4035BGFT		High pressure hose reel	

Dynablast HOT - Gasoline Powered- Belt drive - Fuel Oil Heated -Skid

HDC5235GHSS
5.2 GPM @ 3500 PSI
20 HP Honda GX630
Electric Start
12V DC

**Isolated
 Engine/ Pump Base**

Poly Fuel Tanks



HDC5050GHSS
5.0 GPM @ 5000 PSI
24 HP Honda GX690 V-TWIN
Electric Start.
12V DC



420,000 BTU, skid unit with compact design and sturdy frame, 12 gal Poly diesel tank, 12 gal Poly gas tank, insulated gun w/ 48" lance, 50 foot hose, Quick connect downstream chemical inj., Vertical design coil, schedule 80 (1/2"), Interpump pump w/separate unloader valve, 12 volt burner, stainless steel skin

HDC8030GHSS
8.0 GPM @ 3000 PSI
24 HP Honda GX690 V-TWIN
Electric Start
12V DC


Dynablast HOT - Electric Powered - Fuel Oil Heated - Direct Drive

Model #		Features	
<p>H2015DEF1 2.0 GPM @ 1500 PSI 2 HP 115V 1PH</p>		<p>Heavy duty frame incl cart w/10" never go flat wheels, insulated gun w/48" lance, 50 foot hose, powder coated coil wrap, downstream chemical injector, Inter pump w/separate unloader,172,000 BTU.</p>	
<p>H3025DEF1 3.0 GPM @ 2500 PSI 5 HP 230V 1PH *</p> <p>Optional hose reel available: HR4KIT (Detail see page 18)</p>			
<p>H3030DEF1 3.0 GPM @ 3000 PSI 6 HP 230V 1PH *</p> <p>Optional hose reel available: HR4KIT (Detail see page 19)</p>		<p>Heavy duty roll cage incl cart w/13" pneumatic wheels, insulated gun w/48" lance, 50 foot hose, stainless steel coil wrap, downstream chemical injector, Inter pump w/separate unloader,300,000 BTU, time delay shutdown.</p>	
<p>H3030DEF3D 3.0 GPM @ 3000 PSI 6 HP 575V 3PH *</p> <p>Optional hose reel available: HR4KIT (Detail see page 19)</p>			


Dynablast HOT - Electric Powered - Propane Heated - Direct Drive

Model #		Features	
H2015DEP1 2.0 GPM @ 1500 PSI 2 HP 115V 20A		Heavy duty cart w/ 13" pneumatic wheels, insulated gun w/48" lance, 50 foot hose, stainless steel coil wrap, downstream chemical injector, Inter pump w/separate unloader, 197,000 BTU, standard 36 foot power cord.	



Dynablast HOT - Electric Powered - Fuel Oil Heated - Belt Drive

Model #		Features	
H3525BEF1 3.5 GPM @ 2500 PSI 6.0 HP 230V 1 PH		Heavy duty cart with 13" pneumatic wheels, insulated gun w/48" lance, 50 foot hose, downstream adjustable low pressure chemical injector, Interpump pump w/separate unloader, 315,000 BTU, SS coil cover, time delay shutdown.	
H3525BEF1A 3.5 GPM @ 2500 PSI 6.0 HP 208V 3 PH			
H3620BEF1 3.6 GPM @ 2000 PSI 5 HP 230V 1 PH			
H4030BEF1 4.0 GPM @ 3000 PSI 7.5 HP 230V 1 PH			
H4030BEF3A 4.0 GPM @ 3000 PSI 7.5 HP 208V 3 PH			
H4030BEF3B 4.0 GPM @ 3000 PSI 7.5 HP 230V 3 PH			
H4030BEF3C 4.0 GPM @ 3000 PSI 7.5 HP 460V 3 PH			
H4030BEF3D 4.0 GPM @ 3000 PSI 7.5 HP 575V 3 PH			

Dynablast HOT - Electric Powered - Electric Heated - Belt Drive

Model #		Features	
H2015BEE3C 2.0 GPM @ 1500 PSI 2 HP 460V 3 PH 36Kv 48 AMP			
H2015BEE3D 2.0 GPM @ 1500 PSI 2 HP 575V 3 PH 36Kv 38 AMP			
H3123BEE363C 3.1 GPM @ 2300 PSI 5 HP 460V 3 PH 36Kv 51 AMP			
H3123BEE363D 3.1 GPM @ 2300 PSI 5 HP 575V 3 PH 36Kv 41 AMP			
H3123BEE483D 3.1 GPM @ 2300 PSI 5 HP 575V 3 PH 36Kv 53 AMP		All electric hot water unit fully enclosed, stationary, insulated gun w/48" lance, 50 foot hose, Interpump pump w/separate unloader, downstream chemical injector, SS hood, hour meter, time delay shutdown, 24 volt controls, low water shutdown	
H3620BEE723C 3.6 GPM @ 2000 PSI 5 HP 460V 3 PH 72Kv 96 AMP			
H3620BEE723D 3.6 GPM @ 2000 PSI 5 HP 460V 3 PH 72Kv 96 AMP			
H4030BEE483D 4.0 GPM @ 3000 PSI 7.5 HP 575V 3 PH 48Kv / 56 AMP			
H4030BEE3C 4.0 GPM @ 3000 PSI 7.5 HP 460V 3 PH 72Kv / 98 AMP			
H4030BEE3D 4.0 GPM @ 3000 PSI 7.5 HP 575V 3 PH 72Kv / 80 AMP			


Dynablast HOT - Electric Powered - Electric Heated - Belt Drive

Model #		Features	
H5030BEE3C 5.0 GPM @ 3000 PSI 10 HP 460V 3 PH 72Kv / 105 AMP		All electric hot water unit fully enclosed, stationary, insulated gun w/48" lance, 50 foot hose, Interpump pump w/separate unloader, downstream chemical injector, SS hood, hour meter, time delay shutdown, 24 volt controls, low water shutdown	
H5030BEE3D 5.0 GPM @ 3000 PSI 10 HP 575V 3 PH 72Kv / 82 AMP			
H7120BEE3C 7.1 GPM @ 2000 PSI 10 HP 460V 3 PH 72Kv / 105 AMP			
H7120BEE3D 7.1 GPM @ 2000 PSI 10 HP 575V 3 PH 72Kv / 82 AMP			
HW3104		Portable cart for BEE with 4 wheels	

*** THIS OPTION NEED TO BE FACTORY INSTALLED ***

HW07113 72Kv (maximum 3000 psi)		Stainless steel coils Factory option for BEE series. (maximum 3000 psi)	
---------------------------------------	---	---	--

Dynablast STEAM - Electric Powered - Electric Heated - Belt Drive


Model #		Features	List Price 2018
S1511BEE3C 1.5 GPM @ 110 PSI 0.3 HP 460V 3PH 72Kv 93 AMP		All electric steam unit fully enclosed, stationary, steam wand, 50 ft steam hose, Interpump pump SS hood, hour meter, 24 volt controls, low water shutdown, Pressure limit valve, Fusible plug & High limit switch	
S1511BEE3D 1.5 GPM @ 110 PSI 0.3 HP 4575V 3PH 72Kv 74 AMP			



Dynablast HOT - HYDROVAC Heater Modules

Model #		Features	
<p>HV300FLS-12V 12 Volt, Black Color 3500 PSI @ 300,000 BTU Stationary, Fuel Oil Heat rise 4 GPM @ 120 F NO STEAM</p>		<p style="text-align: center;">NO STEAM</p> <p>Stationary module on compact square base design, heats up to 4 gpm, high limit temp. switch, primary control, adjustable thermostat. Momentary Test, Flow & Thermostat, Fuel valve indicator,</p> <p style="text-align: center;">FUEL OIL 12 VOLT</p>	
<p>HV420FLS-12V 12 Volt, Black Color 3500 PSI @ 420,000 BTU Stationary , Fuel Oil Heat rise 5 GPM @ 120 F NO STEAM</p>		<p style="text-align: center;">NO STEAM</p> <p>Stationary module on compact square base design, heats up to 5 gpm, high limit temp. switch, primary control, adjustable thermostat. Momentary Test, Flow & Thermostat, Fuel valve indicator,</p>	
<p>HV700FLS 120 volt 3500 psi 700,000 BTU Stationary Fuel Oil Heat rise 7 gpm @ 145 F NO STEAM</p>		<p style="text-align: center;">3/4" coil</p> <p style="text-align: center;">NO STEAM</p> <p>Stationary module on compact square design, heats up to 7 / 10 gpm, flow switch, high limit temp switch, HV120DPLS Diagnostic panel included (MC7211 thermostat, voltmeter, Momentary test , Flow or Thermostat, Fuel valve indicator , Burner on/off control)</p>	
<p>HV900FLS 120 volt 3500 psi 900,000 BTU stationary Fuel Oil Heat rise 10 gpm @ 140 F NO STEAM</p>		<p style="text-align: center;">FUEL OIL 120 VOLT</p>	


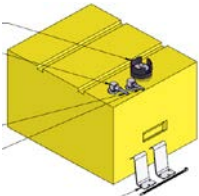

Dynablast HOT - HYDROVAC Heater Modules

Model #		Features	
HV700F 120 volt 3500 psi 700,000 BTU stationary Fuel Oil Heat rise 7 gpm @ 145 F STEAM		<p align="center">3/4" coil STEAM</p> <p>Stationary module on compact square design, heats up to 7 / 10 gpm, flow switch, high limit temp switch, High Pressure & Steam operating valves, HV120DP Diagnostic panel included (MC7211 thermostat, voltmeter, Momentary test , Flow or Thermostat, Fuel valve indicator , Burner on/off control, High pressure / Steam control)</p>	
HV900F 120 volt 3500 psi 900,000 BTU stationary Fuel Oil Heat rise 10 gpm @ 140 F STEAM		<p align="center">FUEL OIL 120 VOLT</p>	






Dynablast HOT - Heater Modules

Model #		Features	List Price 2018
CAB420FLS-12V 12 volt 3500 psi 420,000 BTU stationary Fuel Oil Heat rise 5 gpm @ 140 F NO STEAM		<p align="center">NO STEAM</p> <p>Stationary module on compact square base design, heats up to 5 gpm, high limit temp. switch, primary control, adjustable thermostat. Momentary Test, Flow & Thermostat, Fuel valve indicator,</p> <p align="center">FUEL OIL 12 VOLT</p>	
HV690FLS-12V 12 volt 3500 psi 690,000 BTU stationary Fuel Oil Heat rise 7 gpm @ 140 F NO STEAM		<p align="center">NO STEAM</p> <p>Stationary module on compact square base design, heats up to 7 gpm, high limit temp. switch, primary control, adjustable thermostat. Momentary Test, Flow & Thermostat, Fuel valve indicator,</p> <p align="center">FUEL OIL 12 VOLT</p>	




Dynablast HOT - Heater Modules

Model #		Features	
<p>HV690F-12V 12 volt 3500 psi 690,000 BTU stationary Fuel Oil Heat rise 7 gpm @ 140 F STEAM</p>		<p style="color: red; font-weight: bold; font-size: 1.2em;">STEAM</p> <p>Stationary module on compact square base design, heats up to 7 gpm, high limit temp. switch, primary control, adjustable thermostat. High Pressure & Steam operating valves, Momentary Test, Flow & Thermostat, Fuel valve indicator, High Pressure / Steam control,</p> <p style="color: red; font-weight: bold; font-size: 1.2em;">FUEL OIL 12 VOLT</p>	
<p>8779-03 Diesel Fuel Tank</p>		<p>12 Gallon Poly Diesel Fuel Tank for use on MHGSQF & HVF heater modules</p>	
<p>HW52082U Beckett GeniSys Burner Contractor Primary control Diagnostic Tool</p>		<p style="color: red; font-weight: bold; font-size: 1.2em;">420, 690, 700, 900 Heaters only</p> <p>To Display current burner status, control timings and burner cycle history. Required for a service technician servicing HV and HDC heater modules</p>	


Dynablast HOT - Heater Modules Burner Only

Model #		Features	
<p>MHG400F 120 Volt, 3500 PSI @ 300,000 BTU Heat rise 4 gpm @ 135 F Portable, Fuel fired</p>		<p>Heavy duty cart w/13" pneumatic wheels, connector hoses for CW pressure washer hook up, heats up to 5 gpm, high limit temperature switch, SS coil skin, adjustable thermostat.</p>	
"B" VENT			
<p>MHGE400N / P Millivolt 3500 PSI @ 345,000 BTU Stationary Natural Gas or Propane</p>		<p>Stationary module on sturdy frame, connector hoses for CW pressure washer hook up, heats up to 5 gpm, high limit temp. switch, standing pilot ignition, SS coil wrap, adjustable thermostat, B vent rated coil.</p>	
<p>MHGE400N-24V / P-24V 24 Volt 3500 psi @ 345,000 BTU Stationary Natural Gas or Propane</p>			
<p>MHGE500NSQ / PSQ 24 Volt , Electronic ignition 3500 PSI @ 345,000 BTU Stationary, Square Base Natural Gas or Propane</p>		<p>Stationary module on compact square base design, connector hoses for CW pressure washer hook up, heats up to 5 gpm, high limit temp. switch, electronic ignition, 24 volt, SS coil skin, adjustable thermostat, draft hood included.</p>	
<p>MHGE500NSQ120 / PSQ120 120 Volt , Electronic ignition 3500 PSI @ 345,000 BTU Stationary, Square Base Natural Gas or Propane</p>		<p>Stationary module on compact square base design, connector hoses for CW pressure washer hook up, heats up to 5 gpm, high limit temp. switch, electronic ignition, 120 volt, SS coil skin, adjustable thermostat, draft hood included.</p>	


Dynablast HOT - Heater Modules Burner Only

Model #		Features	
"A" VENT			
<p>MHGSQ35N / P Millivolt 3500 PSI @ 345,000 BTU Stationary, Square Base Natural Gas or Propane</p>		<p align="center">"A" VENT</p> <p>Stationary module on compact square base design, connector hoses for CW pressure washer hook up, heats up to 5 gpm, high limit temp. switch, standing pilot ignition, SS coil skin, adjustable thermostat, draft hood included.</p>	
<p>MHGSQ35NEI / PEI 24 Volt, Electronic Ignition 3500 PSI @ 345,000 BTU Stationary, Square Base Natural Gas or Propane</p>		<p align="center">"A" VENT</p> <p>Stationary module on compact square base design, connector hoses for CW pressure washer hook up, heats up to 5 gpm, high limit temp. switch, electronic ignition, 24 volt, SS coil skin, adjustable thermostat, draft hood included.</p>	
<p>MHGSQ35NEI120 / PEI120 120 Volt, Electronic Ignition 3500 PSI @ 345,000 BTU Stationary, Square Base Natural Gas or Propane</p>		<p align="center">"A" VENT</p> <p>Stationary module on compact square base design, connector hoses for CW pressure washer hook up, heats up to 5 gpm, high limit temp. switch, electronic ignition, 120 volt, SS coil skin, adjustable thermostat, draft hood included.</p>	







Dynablast ULTRA HOT - Electric Powered - Natural Gas or Propane Heated

Model #		Features	
UHE422BEN/P 1 4.0 GPM @ 2000 PSI 5 HP 230V 1PH			
UHE422BEN/P 3A 4.0 GPM @ 2000 PSI 5 HP 208V 3PH			
UHE422BEN/P 3B 4.0 GPM @ 2000 PSI 5 HP 230V 3PH		<p align="center">"B" VENT</p> <p>Electric powered, Ultra Hot units available in Natural gas or propane, Easy serviceability, dual V-belt drive unit, insulated gun w/48" lance, 50 foot hose, Down stream Soap Injection SS coil wrap, 350,000 BTU, Interpump pump w/separate unloader, industrial time delay shut down, 24 volt electronic ignition, pressure gauge. All units includes draft hood.</p> <p><u>**Shown with high pressure soap</u></p> <p><u>*Factory Installed*</u></p>	
UHE422BEN/P 3C 4.0 GPM @ 2000 PSI 5 HP 460V 3PH			
UHE422BEN/P 3D 4.0 GPM @ 2000 PSI 5 HP 575V 3PH			
UHE430BEN/P 1 4.0 GPM @ 3000 PSI 7.5 HP 230V 1PH			
UHE430BEN3/P 3A 4.0 GPM @ 3000 PSI 7.5 HP 208V 3PH			
UHE430BEN3/P 3B 4.0 GPM @ 3000 PSI 7.5 HP 230V 3PH			
UHE430BEN3/P 3C 4.0 GPM @ 3000 PSI 7.5 HP 460V 3PH			
UHE430BEN3/P 3D 4.0 GPM @ 3000 PSI 7.5 HP 575V 3PH			


Dynablast ULTRA HOT - Electric Powered - Natural Gas or Propane Heated

Model #		Features		
UHE520BEN/P 1 5.0 GPM @ 2000 PSI 7.5 HP 230V 1PH				
UHE520BEN/P 3A 5.0 GPM @ 2000 PSI 7.5 HP 208V 3PH				
UHE520BEN/P 3B 5.0 GPM @ 2000 PSI 7.5 HP 230V 3PH				
UHE520BEN/P 3C 5.0 GPM @ 2000 PSI 7.5 HP 460V 3PH				
UHE520BEN/P 3D 5.0 GPM @ 2000 PSI 7.5 HP 575V 3PH		<p align="center">"B" VENT</p> <p>Electric powered, Ultra Hot units available in Natural gas or propane, Easy serviceability, dual V-belt drive unit, insulated gun w/48" lance, 50 foot hose, Down stream Soap Injection SS coil wrap, 350,000 BTU, Interpump pump w/separate unloader, industrial time delay shut down, 24 volt electronic ignition, pressure gauge. All units includes draft hood.</p> <p><u>**Shown with high pressure soap</u></p> <p><u>*Factory Installed*</u></p>		
UHE530BEN/P 1 5.0 GPM @ 3000 PSI 10 HP 230V 1PH				
UHE530BEN/P 3A 5.0 GPM @ 3000 PSI 10 HP 208V 3PH				
UHE530BEN/P 3B 5.0 GPM @ 3000 PSI 10 HP 230V 3PH				
UHE530BEN/P 3C 5.0 GPM @ 3000 PSI 10 HP 460V 3PH				
UHE530BEN/P 3D 5.0 GPM @ 3000 PSI 10 HP 575V 3PH				

Dynablast ULTRA HOT - Accessories - Natural Gas or Propane Heated

Model #		Features	
Accessories for Natural Gas & Propane Heater			
HW40568		UHE Series - 13" x 4 wheel kit with Handle	
HW07032		UHE Series - three switch remote box - pump, burner & soap control (solenoid valve included)	
*** THIS OPTION NEED TO BE INSTALLED IN THE FACTORY ONLY ***			
HW07178		Stainless steel coil <i>Factory</i> option for UHE series B vent (maximum 3500 psi)	
UHEHPSKIT		HP Soap Kit ** Factory installed **	
** PROPANE HEATER ONLY **			
HW24607		UHE Series - dual propane tank bracket (2 x 40 lbs tanks - tanks not included)	
HWFI800B		UHE Series - Propane regulator & dual propane hoses	



Dynablast BEN/P - Electric Powered - Natural Gas or Propane Heated

Model #		Features	
H3620BEN/P 1 3.6 GPM @ 2000 PSI 5 HP 230V 1PH			
H3620BEN/P 3A 3.6 GPM @ 2000 PSI 5 HP 208V 3PH			
H3620BEN/P 3B 3.6 GPM @ 2000 PSI 5 HP 230V 3PH			
H3620BEN/P 3C 3.6 GPM @ 2000 PSI 5 HP 460V 3PH			
H3620BEN/P 3D 3.6 GPM @ 2000 PSI 5 HP 575V 3PH			
H3823BEN/P 1 3.8GPM @ 2300PSI 6 HP 230V 1PH			
H4030BEN/P 1 4.0 GPM @ 3000 PSI 7.5 HP 230V 1PH			
H4030BEN/P 3A 4.0 GPM @ 3000 PSI 7.5 HP 208V 3PH			
H4030BEN/P 3B 4.0 GPM @ 3000 PSI 7.5 HP 230V 3PH			
H4030BEN/P 3C 4.0 GPM @ 3000 PSI 7.5 HP 460V 3PH			
H4030BEN/P 3D 4.0 GPM @ 3000 PSI 7.5 HP 575V 3PH			









"A" VENT

Electric powered, available in Natural gas or propane, Easy serviceability, dual V-belt drive unit, insulated gun w/48" lance, 50 foot hose, downstream low pressure chemical injector, SS coil wrap, 345,000 BTU, Interpump pump w/separate unloader, industrial time delay shut down, 24 volt electronic ignition, pressure gauge. All units includes draft hood.


Dynablast BEN/P - Electric Powered - Natural Gas or Propane Heated

Model #		Features	
<p>H5030BEN/P 1 5.0 GPM @ 3000 PSI 10 HP 230V 1PH</p>	<p align="center">"A" VENT</p> 		
<p>H5030BEN/P 3A 5.0 GPM @ 3000 PSI 10 HP 208V 3PH</p>		<p>Electric powered, available in Natural gas or propane, Easy serviceability, dual V-belt drive unit, insulated gun w/48" lance, 50 foot hose, downstream low pressure chemical injector, SS coil wrap, 345,000 BTU, Interpump pump w/separate unloader, industrial time delay shut down, 24 volt electronic ignition, pressure gauge. All units includes draft hood.</p>	
<p>H5030BEN/P 3B 5.0 GPM @ 3000 PSI 10 HP 230V 3PH</p>			
<p>H5030BEN/P 3C 5.0 GPM @ 3000 PSI 10 HP 460V 3PH</p>			
<p>H5030BEN/P 3D 5.0 GPM @ 3000 PSI 10 HP 575V 3PH</p>			
<p align="center">*** THIS OPTION NEED TO BE INSTALLED IN THE FACTORY ONLY ***</p>			
<p>HW07177</p>		<p>Stainless steel coil Factory option for BEN/P series A vent (maximum 3500 psi)</p>	


Dynablast - Accessories

Model #		Features	List Price 2018
HR3KIT Designed to easily fit the C4030DEHR C4030DET		3000 psi rated, 150 Foot Capacity using 3/8 hose, All hardware and accessories included for on-site installation,	
HR4KIT Designed to easily fit the following Dynablast Hot water models H2527DGF H4035DGF H3025DEF1 H3030DEF1 H4030DDF H3030DEF3D	 	4000 psi rated, 150 Foot Capacity using 3/8 hose, Ruggedly constructed of 12 and 16 gauge steel, Adjustable split bearing brake assembly, Captive (4 sided) hose guide roller assembly provides smooth payout and rewind, Reel is supplied with adjustable cam lock brake assembly, All hardware and accessories included for on-site installation, Hose reel made in the USA.	
DYNAHR150 Designed to easily fit the CR Series Excluding CR4035 / CR4040		3000 psi rated, 150 Foot Capacity using 3/8 hose, All hardware and accessories included for on-site installation,	
TDS1151PH15 115 Volt 1 Phase 1.5 hp models, 15A Time Delay Shutdown Box	115 VOLT 	Time delay shutdown box, 115 volt rated, ABB controls, Contactor, Fuse, Transformer, Timer (adjustable), Terminal blocks, All controls CSA rated. OPTIONAL Installation bracket, Pressure switch or Flow switch	
TDS1151PH20 120 Volt 1 Phase 1.5 hp models, 20A Time Delay Shutdown Box	120 VOLT 	Time delay shutdown box, 120 volt rated, ABB controls, Contactor, Fuse, Transformer, Timer (adjustable), Terminal blocks, All controls CSA rated. OPTIONAL Installation bracket, Pressure switch or Flow switch	
TDS2301PH 230 Volt 1 Phase 5hp / 6hp / 7.5hp Time Delay Shutdown Box	230 VOLT 	Time delay shutdown box, 230 volt rated, ABB controls, Contactor, Fuse, Transformer, Timer (adjustable), Terminal blocks, All controls CSA rated. OPTIONAL Installation bracket, Pressure switch or Flow switch	
WMC310 Designed to easily fits any MPU 1.5hp to 7.5hp		Wall mount brackets designed to fit 1.5hp to 7.5hp motor pump units	



DYNABLAST COLD - Electric Powered Direct Drive Carry Handel

Model #		Features	List Price 2018
C2010DEH 2 GPM @ 1000 PSI 1.5 HP 115V 1PH CARRY HANDLE NO CHEMICAL BASKET		Industrial / Farm application Totally Enclosed Fan Cooled Industrial grade motor Resilient Interpump Triplex Plunger Pump Integrated detergent feed system and adjustable unloader Thermal protected pump & pressure gauge Pressure gauge Heavy duty wire braided hose 9 metre (30 feet) Premium gun Premium 36" Lance assembly Colour coded quick connect nozzles Weather resistant high gloss powder coated carry handle frame with nozzle holder	



DYNABLAST COLD - Electrique Wall Mounted

Model #		Features	List Price 2018
CWM210DE1 2.0GPM @ 1000 PSI 1.5 HP, 120V, 1PH		All electric unit, Wall Mounted Mount for 56C, 184 TC Frame motors. 16 In Center for stud mount. Heavy duty formed steel frame. Durable epoxy powder coating, Hose Rack, Nozzle holder for up to 5 quick connect nozzles. Chemical bottle hook, Gun lance assembly holder, 50 Ft wire braided high pressurehose. Interpump Evolution series plunger pump.	
CWM210DET1 2.0GPM @ 1000 PSI 1.5 HP, 120V, 1PH TIME DELAY SHUTDOWN			
CWM310DE1 3.0 GPM @ 1000 PSI 2 HP, 120V, 1PH			
CWM310DET1 3.0 GPM @ 1000 PSI 2 HP, 120V, 1PH TIME DELAY SHUTDOWN			
CWM3621DE1 3.6 GPM @ 2100 PSI 5 HP, 240V, 1PH			
CWM3621DET1 3.6 GPM @ 2100 PSI 5 HP, 240V, 1PH TIME DELAY SHUTDOWN			
CWM3621DET3D 3.6 GPM @ 2100 PSI 5 HP, 575V, 3PH TIME DELAY SHUTDOWN			


DYNABLAST COLD - Electric Powered Direct Drive

Model #		Features	
<p>CR2010DE1 2.1 GPM @ 1000 PSI 1.5 HP 115V 1PH</p>			
<p>CR2010DET1 2.1 GPM @ 1000 PSI 1.5 HP 115V 1PH TIME DELAY SHUTDOWN</p>			
<p>CR3015DE1 3.0 GPM @ 1500 PSI 3 HP 230V 1PH</p>		<p>Industrial / Farm application Totally Enclosed Fan Cooled Industrial grade motor Resilient Interpump Triplex Plunger Pump Separate adjustable chemical detergent feed system</p>	
<p>CR3621DE1 3.6 GPM @ 2100 PSI 5 HP 230V 1PH</p>		<p>Premium separate unloader Thermal protected pump & pressure gauge 50' wire braided hose. Premium gun 36" stainless steel lance assembly Colour coded quick connect nozzles NEW powder coated steel wrap around protective cage frame Folding handle designed cart Cart with lance, hose & nozzle holder 10" never go flat wheels</p>	
<p>CR3621DET1 3.6 GPM @ 2100 PSI 5 HP 230V 1PH TIME DELAY SHUTDOWN</p>			
<p>CR3621DET3A 3.6 GPM @ 2100 PSI 5 HP 208V 3PH TIME DELAY SHUTDOWN</p>			
<p>CR3621DET3D 3.6 GPM @ 2100 PSI 5 HP 575V 3PH TIME DELAY SHUTDOWN</p>			



DYNABLAST COLD - Electric Powered Direct Drive

Model #		Features	
<p>C4030DEHR 4 GPM @ 3000 PSI 7.5 HP 230V 1PH * Optional hose reel available: HR3KIT (Detail see page 19)</p>			
<p>TIME DELAY SHUT DOWN C4030DET 4 GPM @ 3000 PSI 7.5 HP 230V 1PH * Optional hose reel available: HR3KIT (Detail see page 19)</p>		<p>Industrial / Farm application Totally Enclosed Fan Cooled Industrial grade motor Flex coupler between motor & pump Resilient Interpump Triplex Plunger Pump Separate adjustable chemical detergent feed system Premium separate unloader Thermal protected pump & pressure gauge</p>	
<p>TIME DELAY SHUT DOWN C5030DET 5.0 GPM @ 3000 PSI 10 HP 230V 1PH</p>		<p>Heavy duty wire braided hose 15.2 metre (50 feet) Premium gun 48" two section lance assembly Colour coded quick connect nozzles Weather resistant high gloss powder coated frame Cart with lance, hose & nozzle holder 16" pneumatic wheels</p>	
<p>TIME DELAY SHUT DOWN C5030DET3D 5.0 GPM @ 3000 PSI 10 HP 575V 3PH</p>			




DYNABLAST COLD - Electric Powered Belt Drive

Model #		Features	List Price 2018
<p>C5320BE1 5.3 GPM @ 2000 PSI 7.5 HP 230V 1PH TIME DELAY SHUTDOWN</p>			
<p>C5320BE3D 5.3 GPM @ 2000 PSI 7.5 HP 575V 3PH TIME DELAY SHUTDOWN</p>		<p align="center">BELT DRIVE</p> <p>Industrial / Farm application Time Delay Shutdown Totally Enclosed Fan Cooled Industrial grade motor Belt driven (Longer pump Life) Resilient Interpump Triplex Plunger Pump Separate adjustable chemical detergent feed system Premium separate unloader Thermal protected pump Pressure gauge Heavy duty wire braided hose 15.2 metre (50 feet) Premium gun 109cm dual lance assembly Colour coded quick connect nozzles Weather resistant high gloss powder coated frame Industrial wrap around designed cart Cart with lance, hose, nozzle & chemical holder 13" never go flat wheels</p>	
<p>C5030BE1 5.0 GPM @ 3000 PSI 10 HP 230V 1PH TIME DELAY SHUTDOWN</p>			
<p>C5030BE3C 5.0 GPM @ 3000 PSI 10 HP 460V 3PH TIME DELAY SHUTDOWN</p>			
<p>C5030BE3D 5.0 GPM @ 3000 PSI 10 HP 575V 3PH TIME DELAY SHUTDOWN</p>			
<p>CR5050E3DBMT 5.0 GPM @ 5000 PSI 20 HP 575V 3PH WITH MOBILE ROLL CAGE FRAME TIME DELAY SHUTDOWN</p>			




DYNABLAST COLD - Gasoline Powered Direct Drive

Model #		Features	
<p>CR3025DG 3.0 GPM @ 2500 PSI 6.5 HP Honda GX</p>		<p>Industrial / Farm application Industrial grade Honda GX engine with oil alert Resilient Interpump Triplex Plunger Pump Separate adjustable chemical detergent feed system Premium separate unloader Thermal protected pump & pressure gauge Heavy duty wire braided hose 15.2 metre (50 feet) Premium gun 36" stainless steel lance assembly Colour coded quick connect nozzles NEW powder coated steel wrap around protective cage frame Folding handle designed cart Cart with lance, hose & nozzle holder 10" never go flat wheels</p>	
<p>CR4035DG 3.8 GPM @ 3500 PSI 13 HP Honda GX390</p>			




DYNABLAST COLD - Gasoline Powered Belt Drive

Model #		Features	
<p>CR4035BG 3.8 GPM @ 3500 PSI 13 HP Honda GX390</p>		<p align="center">BELT DRIVE</p> <p>Industrial / Farm application Industrial grade Honda GX with oil alert Resilient Interpump Triplex Plunger Pump Belt driven (Longer pump Life)</p>	
<p align="center">ELECTRIC START</p> <p>CR4035BGS 3.8 GPM @ 3500 PSI 13 HP Honda GX390</p>		<p>Industrial grade Honda GX with oil alert Resilient Interpump Triplex Plunger Pump Belt driven (Longer pump Life) Premium separate unloader, thermal protected pump & pressure gauge Heavy duty wire braided hose 15.2 metre (50 feet) Premium gun & stainless steel lance combination Weather resistant high gloss powder coated frame Colour coded quick connect nozzles 13 " never go flat wheels</p>	
<p>CR4035BGS18A 3.8 GPM @ 3500 PSI 13 HP Honda GX390</p> <p align="center">ELECTRIC START H-O Alternator</p>	 <p>18 AMPS alternator to use with a 12V hot water module</p>		
<p>C5050BG 5.0 GPM @ 5000 PSI 24 HP Honda GX690 V TWIN</p>	<p align="center">BELT DRIVE</p> 	<p>Industrial / Farm application Industrial grade Honda GX "V" twin engine with electric start (12 volt) Low tone muffler and 6 gallon fuel tank Resilient Interpump Triplex Plunger Pump Belt driven (Longer pump Life) Pressure gauge, premium separate unloader, pressure relief valve, and thermal protected pump Heavy duty wire braided hose 15.2 metre (50 feet) Premium gun & stainless steel lance combination (48") Weather resistant high gloss powder coated frame Industrial wrap around designed cart, with lance , hose holder and 13" pneumatic wheels</p>	


DYNABLAST COLD -ENGINE PUMP ASS. - BELT DRIVE / CLUTCH

Model #		Features	
<p>EPU830BDH 8.0 GPM @ 3000 PSI 24 hp Honda gasoline engine</p>		<p>Designed for Industrial mobile wash cleaning, belt driven pump. High output charging coil to drive a hot water module (420). Comes with automotive style anti-vibration mounts. Available with two gun manifold.</p>	
<p>EPU830GRH 8.0 GPM @ 3000 PSI 24 hp Honda gasoline engine</p>		<p>Designed for Industrial mobile wash cleaning, gear reduced pump. High output charging coil to drive a hot water module (420). Comes with automotive style anti-vibration mounts. Available with two gun manifold.</p>	
<p>EPU1030BDK 10.0 GPM @ 3000 PSI 27 hp Kohler gasoline engine</p>	<p>Image coming soon</p>	<p>Designed for Industrial mobile wash cleaning, belt driven pump. High output charging coil to drive a hot water module (420). Comes with automotive style anti-vibration mounts. Available with two gun manifold.</p>	
<p>EPU1030GRK 10.0 GPM @ 3000 PSI 27 hp Kohler gasoline engine</p>		<p>Designed for Industrial mobile wash cleaning, gear reduced pump. High output charging coil to drive a hot water module (420). Comes with automotive style anti-vibration mounts. Available with two gun manifold.</p>	
<p>EPU1030BYANC 10.0 GPM @ 3000 PSI 30 HP Yanmar Diesel engine</p>		<p>Designed for Industrial mobile wash cleaning, Belt drive pump with heavy duty automotive style clutch. High output alternator to drive a hot water module 420,690. Controls at standing height with throttle control tachometer & hour meter.</p>	
<p>2VDISUNL</p>		<p>Multi-gun distribution manifold assembly complete with high pressure ball valves and 21 gpm 4000 psi unloader</p>	


Dynablast High Temperature - Electric Powered Direct Drive

Model #		Features	
<p>C5004HTSS 4.0 GPM @ 500 PSI 1.5 HP 115V 1PH TEFC</p>		<p align="center">HOT WATER</p>	
<p>C1904HTSS 4.0 GPM @ 1900 PSI 5 HP 230V 1PH TEFC</p>			<p>Food Processing / Industrial / Farm application Totally Enclosed Fan Cooled Industrial grade motor Resilient Interpump HT Triplex Plunger Pump (High Temperature) Premium separate unloader Thermal protected pump up to 190 degrees</p>
<p>C5004HTDS 4.0 GPM @ 500 PSI 1.5 HP 115V 1PH TEFC</p>	<p align="center">TIME DELAY SHUT DOWN</p> 	<p>Blue neptune high pressure hose (5hp - 50') & (1.5hp - 30') Premium PA gun & 36" stainless steel lance Flex coupled pump for perfect shaft alignment and increased motor life Weather resistant stainless steel frame Reversible handle designed cart Cart with lance, hose & nozzle holder 10" never go flat wheels</p>	
<p>C1904HTDS 4.0 GPM @ 1900 PSI 5 HP 230V 1PH TEFC</p>		<p align="center">HIGH TEMPERATURE MODEL UP TO 185 DEGREES</p>	
<p>C1904HTDS3D 4.0 GPM @ 1900 PSI 5 HP 575V 3PH TEFC</p>		<p align="center"></p>	


DYNABLAST COLD - Electric Motor / Pump Assemblies

Model #		Features	List Price 2018
MPUB428E1 4.0 GPM @ 2800 PSI 1250RPM 7.5 HP 230V 1 PH TEFC			
MPUB428E3A 4.0 GPM @ 2800 PSI 1250RPM 7.5 HP 208V 3 PH TEFC		<p align="center">BELT DRIVE MOTOR/PUMPS</p> <p align="center">ACCESSORIES OPTIONAL</p> <p>In-plant / Industrial / Farm application Totally Enclosed Fan Cooled Industrial grade motor Resilient Interpump Plunger Pump Premium separate unloader Thermal protected pump Phoenix flow switch or unloader with integral control switch Belt driven for longer pump life Black powder coated base with belt guard Time delay shutdown Pressure gauge</p>	
MPUB428E3B 4.0 GPM @ 2800 PSI 1250RPM 7.5 HP 240V 3 PH TEFC			
MPUB428E3D 4.0 GPM @ 2800 PSI 1250RPM 7.5 HP 575V 3 PH TEFC			
MPUB530E1 5.0 GPM @ 3000 PSI 1350RPM 10 HP 230V 1 PH TEFC			
MPUB530E3A 5.0 GPM @ 3000 PSI 1350RPM 10 HP 208V 3 PH TEFC			
MPUB530E3B 5.0 GPM @ 3000 PSI 1350RPM 10 HP 230V 3 PH TEFC			
MPUB530E3D 5.0 GPM @ 3000 PSI 1350RPM 10 HP 575V 3 PH TEFC			
MPUB550E3D 5.0 GPM @ 5000 PSI 1450RPM 20HP 575V 3 PH TEFC			


DYNABLAST COLD - Electric Motor / Pump Assemblies

Model #		Features	
MPUB730E3D 7.0 GPM @3000 PSI 1200RPM 15HP 575V 3 PH TEFC			
MPUB1030E3D 10 GPM @ 3000 PSI 1750RPM 20 HP 575V 3PH TEFC			
MPUB1322E3D 13 GPM @ 2200 PSI 1750RPM 20 HP 575V 3PH TEFC		In-plant / Industrial / Farm application Totally Enclosed Fan Cooled Industrial grade motor Resilient Interpump Plunger Pump Premium separate unloader Thermal protected pump Phoenix flow switch Belt driven for longer pump life Black powder coated base with belt guard Time delay shutdown Pressure gauge	
MPUB2015E3D 20 GPM @ 1500 PSI 1000 RPM 20 HP 575V 3PH TEFC			
MPUB2220E3D 22 GPM @ 2000 PSI 786 RPM 30 HP 575V 3PH TEFC			

DYNABLAST HOT - Electric Powered Belt Drive - MPUBH

Model #		Features	
MPUBH530E3D 5.0 GPM @ 3000 PSI 1750 RPM 10 HP 575V 3 PH TEFC		Industrial & Food plants applications - accepting water up to 185F Totally Enclosed Fan Cooled Industrial grade motor Resilient Interpump Plunger Pump Premium separate unloader Thermal protected pump Phoenix flow switch Belt driven for longer pump life Black powder coated base with belt guard Time delay shutdown Pressure gauge	
MPUBH730E3D 7.0 GPM @ 3000 PSI 1750 RPM 15 HP 575V 3 PH TEFC			
MPUBH1030E3D 10 GPM @ 3000 PSI 1450 RPM 20 HP 575V 3 PH TEFC			
MPUBH2015E3D 20 GPM @ 1500 PSI 1000 RPM 20 HP 575V 3 PH TEFC			
MPUBH4510E3D 45 GPM @ 1000 PSI 1300 RPM 30 HP 575V 3 PH TEFC			

DYNABLAST COLD OIL FIELD UNIT

Model #		Features	
<h1 style="color: red; text-decoration: underline; font-size: 2em;">OIL FIELD UNIT</h1>		Rugged 2 gauge powder-coated steel base and 11 gauge Belt guard. Easily removable vented belt guard for belt life. Built-in pump puller for easier belt tensioning. Balanced lifting bail. Heavy duty wire braided hose 15.2 metre (50 feet), 1 x 1/4 meg nozzle 1 x Premium gun 1 x 90cm dual lance assembly Available in various voltages.	
OF420BE3A 5 HP 208V 3PH 2000 PSI 3.7 GPM			

DISTRIBUÉ PAR / DISTRIBUTED BY:



11365, 57e Avenue
 Montréal (Québec)
 H1E 4K1

Tél.: 514-494-5000
 Sans frais 1-877-494-5001
 E-mail: lp2000@bellnet.ca
 Site Web : www.lp2000ehp.com

CONTACTEZ-NOUS

514-494-5000 / 1-877-494-5001