



Nilfisk HPW - HIGH PRESSURE WASHERS

HPW Parts & Accessories Catalog & Price List



DISTRIBUÉ PAR / DISTRIBUTED BY:

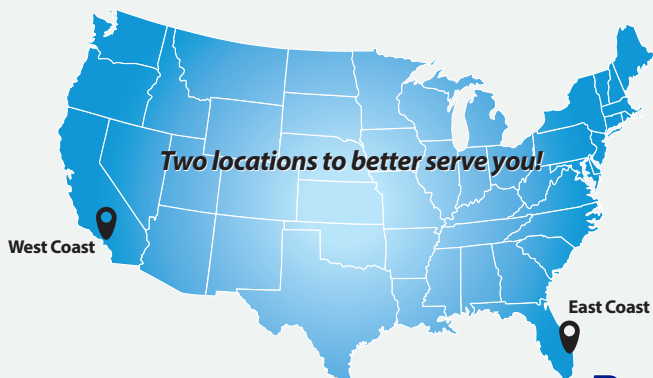


11365, 57e Avenue
Montréal (Québec)
H1E 4K1

Tél.: 514-494-5000
Sans frais 1-877-494-5001
Courriel: lp2000@bellnet.ca
Site Web : www.lp2000ehp.com



Nilfisk HPW - HIGH PRESSURE WASHERS



HYDRO TEK

2353 Almond Avenue
Redlands, CA 92374
www.hydrotek.us
1-909-799-9222

Pressure-Pro

7300 Commercial Circle
Fort Pierce, FL 34951
www.pressure-pro.com
1-772-461-4486

The Nilfisk HPW (High Pressure Washers) Replacement Parts and Accessories Catalog is a compilation of replacement parts and accessories not only for Pressure Pro and Hydro Tek pressure washers, but also for many other pressure washer brands. In 2017 we will be increasing stock of a variety of high moving parts on both the East and West coasts in order to minimize the time that it takes to get your parts, which will help better serve you and your customers. The addition of several U.S. made surface cleaners, hose reels, and Hydro Vacuums to the catalog as well as continuing to offer favorites such as the "Slap Happy" plumbed pumps, will help you present a very competitive product offering in your market place. With a combination of over 50 years experience, Pressure Pro and Hydro Tek, are dedicated to providing you with the best value, power of choice and unbeatable quality. We will continue to strive for our customer's satisfaction, and are committed to serving your needs.

From all of us at Pressure Pro and Hydro Tek, who now make up the Nilfisk HPW Team, thank you for all your support.

COLORED PARTS NUMBERS & EMBLEM KEY

Green Part Numbers = Most Popular Items and In Stock at Both Locations = **Get It Fast!**

Red Part Numbers = East Coast Popular Items In Stock = **Ships From Pressure-Pro®**

Black Part Numbers = Non-Stock/Special Order Items and May Incur Drop Ship Fees

Blue Part Numbers = Quantity Discounts Available = **BUY MORE & PAY LESS!**

HTCP = Hydro Tek Certified Parts In Stock West Coast = Ships from Hydro Tek

NEW = New Items, Check It Out!

PARTS & ACCESSORIES TABLE OF CONTENTS

Slap Happy Plumbed Pumps			
Pumps with Built-In Unloader & Injector	5	General Pump Kit Chart Pricing	37
Gas Flange Hollow Shaft Pumps	6	Cat Pumps Kit Chart Pricing	37
Electric Flange Hollow Shaft Pumps	7	ShurFlo Diaphragm Pump Kit Chart Pricing	37
Solid Shaft Pumps	8	Diaphragm Pumps (continued)	
Gear Reduced Pumps for 1" Shaft Engines	9	KAPPA & DELTA Series Diaphragm Pumps	38
Pressure-Pro® Exclusive O.E.M. Pumps		ZETA Series Diaphragm Pumps	38
Pumps with Built-In Unloader & Injector	10	UDOR Diaphragm Pump Kit Chart	39
Gas Flange Hollow Shaft Pump	10	Shaft Adapters for UDF	39
Solid Shaft Pumps	10	Ball Valves for UDOR Control Units	39
Gear Reduced Pumps for 1" Shaft Engines	10	Series 9910 Gear Reduced Diaphragm Pumps	40
O.E.M. Pump Kit Chart		HYPRO Diaphragm Pump Kit Chart	40
O.E.M. Pump Kit Chart	11	Chemical Pumps	
AR Pumps		HYPRO Series 4101 4-Roller Pump	41
Pumps with Built-In Unloader & Injector	12	HYPRO Roller Pump Kits	41
Gas Flange Hollow Shaft Pumps	12	HYPRO Regulator	41
Electric Flange Hollow Shaft Pumps	13	Comet Chemical Spray Diaphragm Pump	41
Gear Reduced Pumps for 1" Shaft Engines	13	Pump Rail Kits	
Solid Shaft Pumps	14	Pump Rail Kits	42
Industrial Solid Shaft Pumps	14	AR Unloaders	
AR Pump Kit Chart		Direct Mount Unloader Control Sets	43
AR Pump Kit Chart	15	Trapped Pressure Unloader Valves	43
General Pumps		GP Unloaders	
Pumps with Built-In Unloader & Injector	16	Direct Mount Unloader Control Sets	44
Gas Flange Hollow Shaft Pumps	17	Trapped Pressure Unloader Valves	44
Electric Flange Hollow Shaft Pumps	18	Flow Sensitive Unloaders	45
Solid Shaft Pumps	19	Industrial Unloader Valves & Regulators	45
Solid Shaft Pumps (continued)	20	Unloaders / Pump Plumbing Kits	
Emperor Solid Shaft Pumps	21	Trapped Pressure Unloader Valves	46
Industrial Solid Shaft Pumps by Pratisoli	21	Suttner ST261 Unloader	46
General Pumps / Kit Chart		MTM Hydro BP91 Unloader	46
Gear Reduced Pumps for 1" Shaft Engines	22	HYPRO Regulator	46
General Pump Kit Chart	22	Spraying Systems Regulator	46
General Pump Kit Chart (continued)	23	Direct Mounted Unloaders with Internal Bypass	46
CAT Pumps		Pump Plumbing Kits	
Pumps with Built-In Unloader & Injector	24	Pump Mounted Unloaders with External Bypass	47
Pumps with Unloader	25	Block Mounted Plumbing Kits	47
Pumps with Unloader (continued)	26	Pump Accessories	
Gas Flange Hollow Shaft Pumps	27	Safety Pressure Relief (Pop-Off) Valves	48
Gear Reduced Gas Pumps for 1" Shaft Engines	27	Industrial Safety Pressure Relief (Pop-Off) Valves	48
Solid Shaft Pumps	28	Thermal Relief Valves	48
Solid Shaft Pumps (continued)	29	Easy Start Valves	48
Industrial Solid Shaft Pumps	30	Jetter Valves	49
CAT Pumps Kit Chart		Packing Extraction Kit	49
Cat Pumps Kit Chart	31	Spray Guns	
GIANT Pumps		Commercial Grade Trigger Guns	50
Pumps with Built-In Unloader & Injector	32	Industrial Grade Trigger Guns	51
Solid Shaft Pumps	32	Spray Guns / Lances	
GIANT Pumps / Kit Chart		Speciality Guns / Industrial Guns & Lances	52
Industrial Solid Shaft Pumps	33	Lances	
GIANT Pumps Kit Chart	33	Extension Lances	53
SHURflo Diaphragm Pumps		Extension Lances (continued)	54
SLV Series Pump (12 VDC)	34	Lance Assemblies	
2088 Series Diaphragm Pump (12 VDC)	34	Aluminum Lance Assemblies with QCs	55
2088 Series Diaphragm Pump (115 VAC)	34	Aluminum Lance Assemblies with Wand Saver	55
8000 Series Diaphragm Pump (12 VDC)	34	Stainless Steel Lance Assemblies with SS QCs	55
SHURflo Diaphragm Pump Kit Chart	35	Gun / Lance Assemblies	
Adapters	35	Gun / Lance Assemblies	56
Straight Poly Swivel Barb with Wingnut	35	Gun / Lance Assemblies (continued)	57
Elbow Poly Swivel Barb with Wingnut	35	Lance Accessories	
Kit Chart Pricing		Lance Accessories	58
O.E.M. Pump Kit Chart Pricing	36	Vented Grips	58
AR Pump Kit Chart Pricing	36	Side Handles	58
GIANT Pump Kit Chart Pricing	36	Speciality Accessories	
		Speciality Lance Accessories / Job Specific	59

PARTS & ACCESSORIES TABLE OF CONTENTS

Sand Hopper Assembly	59	Armor-Flex Premium Grade Hose Assemblies.....	84
Suttner Sludge Pump Hose – High Output	60	White Water Steam Combo Hose.....	84
Muck Scupper Sludge & Slurry Evacuation Tool	60	Jumper Hose	84
Undercarriage Wand	60	Specialty Hose	
Undercarriage Washer	60	Black Push On Bypass Hose - Per Foot	85
Wash Extension Pole		Black Fuel Hose - Per Foot	85
Wash Extension Pole	61	Clear Reinforced Hose - Per Foot	85
Wash Extension Pole Gun Assembly	61	Polybraided Suction Hose - Per Foot	85
Wash Extension Pole Replacement Parts	61	Clear Wire Reinforced Hose - Per Foot	85
Telescoping Wands		Garden Hose	85
Viper Telescoping Wands.....	62	HT OEM Inlet Hose.....	85
Viper Replacement Gun, Belt Support	62	AG Spray Hose - Per Foot	85
GP Giraffe Telescoping Wands	63	Hose Accessories	
GP Replacement Gun, Belt Support	63	Hose Clamps	86
Viper Surface Cleaners / Parts		Gates 1 & 2 Piece Hose Crimps.....	86
Viper Flat Surface Cleaners.....	64	Gates Hose Repair Couplers	87
Viper Replacement Parts.....	64	Vinyl Bend Restrictors	87
GP Surface Cleaners / Parts		Hose Crimpers	87
GP Professional Flat Surface Cleaners	65	Engine Oil Drain Hose Assemblies	87
GP - The Hammerhead Replacement Parts	65	Hose Accessories / Jetter Hose	
Whisper Pro Surface Cleaners		Engine & Pump Oil Drain Hose Assemblies	88
Eagle Wash	66	Schieffer Jetter Hose	88
Ultra Clean with Wheels	66	Jetter Accessories / Jetter Nozzles	
Classic Yellow	66	Suttner Foot Actuated Valves	89
Ground Force	66	GP Jetter Nozzles	89
Big Guy	66	J. E. Adams Jetter Nozzles	89
Maxima 36	66	Jetter Nozzles	
Whisper Pro Parts		Suttner & Viper Jetter Nozzles.....	90
Whisper Pro Replacement Parts	67	AquaNOZ® Jetter Nozzles	91
Hydro Twister® Surface Cleaners		AquaNOZ® Sewer Solution Kits	91
Trident Hydro Twister® Models	68	Spray Nozzles	
Contractor Hydro Twister® Model.....	69	Viper QC Spray Nozzles	92
Contractor Roof Cleaner Hydro Twister® Model	70	Viper 1/4" Meg Spray Nozzles.....	93
Water Recovery Hydro Twister® Model.....	70	GP Spray Nozzles	94
Hydro Twister® Surface Cleaner Parts		Spraying Systems Co. Spray Nozzles	95
Hydro Twister® Replacement Parts.....	71	Adjustable Spray Nozzles	
Hydro Vacuum® Wastewater & Flood Recovery Vac's		GP Adjustable Nozzles	96
RPV High Volume Electric Powered Portable Vac's.....	72	AR Vari-Spray Nozzles	96
RPV Electric Powered Portable Vacuum Options.....	72	Rotating Spray Nozzles	
RGV40 Gas Engine Drive Vacuum Recovery Systems	73	GP RotoMax Rotating Nozzles	97
RGV Gas Engine Vacuum Recovery Option.....	73	Mecline RotoJet Nozzles	97
Hydro Vacuum® Parts & Accessories		GIANT Turbo-Laser Nozzles	98
Vacuum Accessory Bundle	74	Suttner ST-457 Turbo Nozzles	98
Vacuum Hose & Accessories	74	Spray Nozzle Chart	
Water Containment Filtration	75	Spray Nozzle Chart	99
Water Containment Accessories	75	Nozzle Assemblies	
Recovery Motor & Pumps.....	75	Mecline RotoJet Nozzles	100
Hose Reels		GIANT Turbo-Laser Nozzles	101
Hydro Tek Hose Reels	76	Suttner ST-457 Turbo Nozzles	102
Hydro Tek Hose Reels Replacement Parts.....	77	GP Rotomax Rotating Nozzles	103
GP & Viper Hose Reels.....	78	GP Soap Shooters	103
GP Hose Reel Replacement Parts	78	Specialty Nozzles	
Rapid Reels by ELEY Corporation	79	X-Jet Long Range Chemical Nozzles	104
HOSETRACT Hose Reels	79	X-Jet M5 Nozzles	104
HOSETRACT Reels Replacement Parts	79	X-JET Replacement Parts.....	104
SUMMIT Hose Reels	80	Steam Nozzle	104
SUMMIT Hose Reel Replacement Parts	80	Nozzle Cleaners.....	104
Hannay Industrial Reel	81	Injector, Check Valves & Strainers	
Hose Reel Replacement Parts	81	Suttner ST-64 Upstream Chemical Injectors	105
Inline Swivels	81	Chemical Metering Valves	105
Portable Hose Reel Carts	81	Polypropylene Inline Check Valve	105
Hose Assemblies		Brass Swing Check Valve	105
Quality High Pressure Washer Hose Assemblies w/ QCs	82	Chemical Hose Assembly w/ Strainer	105
Commercial Grade Hose Assemblies	82	Chemical Strainers	105
Bulk Pressure Washer Hose - Per Foot	83	Tank Strainers	105

PARTS & ACCESSORIES TABLE OF CONTENTS

Chemical Injectors			
Downstream Standard Draw 10%			
Chemical Injectors	106		
Downstream Dual Port Chemical Injectors	106		
Downstream High Draw 20% Chemical Injectors	106		
Chemical Injector Assemblies			
Downstream Standard Draw 10% Chemical			
Injector Assemblies	107		
Downstream High Draw 20% Chemical			
Injector Assemblies	107		
Chemicals			
Detergent	108		
Degreaser	108		
Rust Remover	108		
Stain Remover	108		
Wash & Wax	108		
Pump Crankcase Oil	109		
Teflon Tape & Threadlock	109		
Pump Saver Antifreeze	109		
Coil Descaler & Soot Remover.....	109		
Water Filters			
Blue Max Water Filters	110		
Spraying Systems Water Filters	110		
Green Cap Water Filter	110		
Viper & Duraview Water Filter.....	110		
Water Filter Assemblies			
Blue Max Water Filter Assembly	111		
Inlet Filter Assembly.....	111		
Y Inlet Strainers	111		
Garden Hose Washers	111		
Garden Hose Inlet Fittings with Port	111		
Garden Hose Inlet Fittings without Port	111		
Low PSI Plumbing Fittings			
Garden Hose Adapter Fittings	112		
Garden Hose Solid Fittings	112		
Brass & Steel Hose Nipples	112		
Garden Hose Barbs	112		
Push Lock Hose Barbs	112		
Brass Nipples	113		
Galvanized Couplings	113		
Steel Nipple	113		
Galvanized Nipples	113		
Oil Drain Fittings	113		
PVC Tees	114		
PVC 90° Elbows	114		
PVC 90° Street Elbows	114		
PVC Couplings	114		
PVC Hex Bushings	114		
Polypropylene Tee	114		
Polypropylene Hose Barbs	114		
Polypropylene 90° Elbow Hose Barbs	114		
Female Elbows 90°	115		
Hex Couplings	115		
End Cap	115		
Countersunk Plugs	115		
Hex & Face Bushings	115		
Female Tees	115		
Street Elbows 90°	115		
Adapters	115		
Hex Head Plugs	115		
Hex Nipples	115		
Reducing Hex Nipples	115		
Street Elbows 45°	115		
Male Elbows	115		
High PSI Plumbing Fittings			
HP Street Elbows 90°	116		
HP Female & Male Elbows 90°	116		
HP Hex Nipples	116		
HP 2.5" Long Nipple	116		
HP Female Tees & Crosses	116		
HP Reducing Hex Nipples	116		
HP Hex Bushings	116		
HP Couplings	116		
HP Male Reducing Elbow 90°	116		
HP Male Elbow 45°	116		
HP Street Elbow 45°	116		
Manifold Blocks	116		
High PSI Splitters & Filters			
Splitters	117		
High Pressure Inline Filters	117		
Quick Connects			
Brass Sockets	118		
Brass with Grip Sockets	118		
Stainless Steel Sockets	118		
Coated Steel Plugs	118		
Stainless Steel Plugs	118		
Twist Coupler Sockets	118		
Twist Coupler Plugs	118		
Twist Coupler Socket X Quick Connect Plug	118		
Brass Quick Connect Sockets X Twist Coupler Plug ...	118		
Twist Coupler Plug X Twist Coupler Plug	118		
Twist Coupler Socket X Twist Coupler Socket	118		
Garden Hose Quick Connects	118		
Brass Quick Connects	119		
Coated Steel Quick Connects	119		
10,000 PSI Quick Connects	119		
Double Shut-Off Coupler & Plug	119		
Wand Saver Plug	119		
O-Ring Removal Pick Tools	119		
Replacement O-Rings	119		
Gauges & Gauge Assemblies			
Pressure Gauges, Bottom & Back Mount.....	120		
Temperature Gauge	120		
Pressure Test Gauge Assemblies	120		
Pressure & Temperature Test Gauge Assembly	120		
Hydrostatic Test Gauge Assemblies	120		
Ball Valves & Assemblies			
PVC Ball Valves	121		
Ball Valves	121		
Ball Valve Assemblies	121		
Float Valves / Tank Fittings			
Float Tank Assemblies	122		
Float Valves	122		
Liquid Level Switch	122		
Hudson Valve	122		
Tank Bulkhead Fittings	122		
Poly Tanks & Accessories			
Polypropylene Tanks	123		
Tank Lids & Accessories	123		
Tank Bands & Accessories	123		
Hydro Tek Poly Tanks & Accessories			
Polyethylene Tanks w/ Lid.....	124		
Tank Assemblies w/ Filter & Fittings.....	124		
Hydro Tek Poly Tank Lids	124		
Hydro Tek Water Tank Straps	124		
Hydro Tek Water Tank Plumbing Parts.....	124		
Hydro Tek Tanks & Accessories			
Hydro Tek Float Tank Parts	125		
Hydro Tek Fuel Tanks, Accessories & Fittings.....	125		


PARTS & ACCESSORIES TABLE OF CONTENTS

Remote Fuel Tanks			
LP-Liquid Propane Tanks & Accessories	126		
Diesel Tanks	126		
Remote Gas Tanks	126		
Gas Tank Assemblies	126		
Engine Replacement Parts			
Honda Fuel Tanks	127		
Engine Fuel Parts	127		
Fuel Filters	127		
Fuel Pumps	127		
Carburetors	128		
Recoil Starter Parts	128		
Ignition & Throttle Parts	129		
Engine Exhaust Parts			
Mufflers	130		
Exhaust Pipe & Gaskets	130		
Engine Filters / Dip Sticks			
Air & Oil Filters	131		
Oil Dip Sticks	131		
Gasoline Engines			
Gasoline Engines	132		
Diesel Engines / Filters			
Diesel Engines	133		
Diesel Fuel Filters	133		
Oil Burners			
Beckett Oil Burners	134		
Fuel Nozzles	134		
Burner Parts			
Fuel Pumps	135		
Oil Valve Coils	135		
Oil Solenoid Valves	135		
Beckett Powerlight Ignitors	136		
Electrodes / Tune-Up Kits	136		
Blower Wheels	137		
AC Burner Motors	137		
DC Burner Motor Kits	137		
Burner Heads	137		
Flex Couplings	137		
Gaskets	138		
Insulation	138		
Hot Shot Vertical Stainless Steel Coil Wraps	138		
Hot Shot Vertical Coil Tank Inserts	138		
Hot Shot Vertical Exhaust Cap	139		
Pressure-Pro Schedule 80 Replacement Coils	139		
Horizontal Coil / Tank Assembly	139		
LP/NG Accessories	139		
Vertical Draft Diverters	139		
Hydro Tek Burner Parts			
Hydro Tek Spiralast™ Replacement Heating Coils	140		
Hydro Tek Coil / Tank Assemblies	140		
Hydro Tek Horizontal Coil Lifting Tool	140		
Hydro Tek Insulation	140		
Hydro Tek LP / NG Parts	140		
Electrical Components			
High Limit Switch - Fixed Thermostat	141		
Panel Mounted Adjustable Thermostats	141		
Inline Adjustable Thermostat	141		
Rupture/Burst Disk	141		
Panel Mounted Hour Meters	141		
TMT Inline Flow Switches	142		
Pilot Assist Flow Switch with Reed	142		
Inline Flow Switch with Reed	142		
Vertical Mount Inline Flow Switch with Reed	142		
Horizontal or Vertical Mount Brass Flow Switch w/ Reed..	142		
AR & GP Pressure Switches	143		
Mecline Vacuum Switches	143		
Low Voltage Inhibitor	143		
12VDC Burner Relays	143		
Panel Mounted Circuit Breakers	143		
Battery Boxes	143		
Switches	144		
NEMA 4X Enclosures - Non Metallic	144		
Magnetic Starter Assemblies	145		
Contactors.....	146		
Overload Relays	146		
Hydro Tek Contactors.....	146		
Hydro Tek Time Delays	146		
Hydro Tek Motor Starter	146		
Wire Connectors / Cord Grips	147		
Powercord with Plug	147		
Ground Fault Circuit Interrupters	147		
Bulk Powercord Wire - Per Foot	147		
Electric Motors			
Totally Enclosed Fan Cooled Electric Motors	148		
Electric Motors / Generators			
Open Drip Proof Electric Motors	149		
Generators & Capacitors.....	149		
Gear Reducers / Bushings			
Gear Reducers & QD Bushings	150		
Pulleys			
Pulleys, Belt Drives	151		
V-Belts			
V80° Super HC® Molded Notch V-Belts	152		
V80° Super HC® Molded Notch Powerband® Belts	152		
Polychain Sprockets & Belts			
Polychain Sprockets & Belts	153		
Pressure-Pro® Carts			
Pro Power Series Direct Drive Carts	154		
Eagle Series Direct / Gear Drive Carts	154		
Eagle / Pro Series V-Belt Drive Carts	154		
Pro-Max Series Polychain Belt Drive Carts	154		
Pressure-Pro® Skids & Frames			
Pro-Jet Series Roll Cage Direct Drive Cart	155		
Skid Frames	155		
Wall Mount Frames	155		
Hand Carry Frames	155		
Cart & Frame Parts			
Base Plates	156		
Belt Guard Parts	156		
Tire/Wheel Assemblies & Bearings	156		
Handles	157		
Stainless Steel Handle with Hose Reel Assembly Kits	157		
Hose, Gun/Wand, & Tip Holder Parts	157		
Axle Related Parts	158		
Foot Related Parts	158		
Rubber Feet and Grommets	158		
Packaged Parts			
Large Parts Display	159		
Additional Packaged Parts	159		
Additional Packaged Parts (<i>continued</i>)	160		
Parts Box	160		
Packaged Nozzles & Kits			
Packaged Nozzles & Nozzle Kits	161		
Index			162-166
Policies			INSIDE BACK COVER

SLAP HAPPY PLUMBED PUMPS




Why repair a worn out pump when you can **SLAP** on a **NEW** one!
It just makes sense to replace **NOT** repair! Compare Price and Quality
and get **BIG SAVINGS** on these Industry Standard Plumbed Pump Assemblies.



SLPRMW22G24-900



SLPTP2526J34UFIL-068



SLP4PPX25GSI-057

PUMPS WITH BUILT-IN UNLOADER & INJECTOR

PART #	MFG	PUMP	GPM	PSI	SHAFT	RPM	WT	LIST
Vertical Shaft Pumps								
SLPRMW22G24-900*	AR	RMW22G24-EZ	2.2	2400	7/8"	3400	8.0	\$194.79
SLPRMW25G28-066	AR	RMW2528	2.5	2800	7/8"	3400	8.3	\$359.85
* Pump Saver Required, Aluminum Manifold								
Horizontal Shaft Pumps								
SLPRMV25G24-066*	AR	RMV25G-24D	2.5	2400	3/4"	3400	5.35	\$183.62
SLPTP2526J34UFIL-068	General	TP2526J34UFIL	2.5	2600	3/4"	3400	12.5	\$533.24
SLPSJV25G27-930	AR	SJV25G27D-F7	2.5	2700	3/4"	3400	11.7	\$554.36
SLPRMV25G30-066	AR	RMV25G30D	2.5	3000	3/4"	3400	8.1	\$248.39
SLP4PPX30GSI-057	CAT Pumps	4PPX30GSI	2.7	3000	3/4"	3400	11.9	\$585.58
SLP4SPX32G1I-058	CAT Pumps	4SPX32G1I	3.2	3000	1"	3450	14.65	\$991.28
SLP4PPX25GSI-057	CAT Pumps	4PPX25GSI	2.5	3300	3/4"	3400	11.9	\$579.64
SLPRSV3G32-933	AR	RSV3G34D-F40	3.0	3500	1"	3400	14.75	\$644.57
SLP67DX39-930	CAT Pumps	67DX39G1I	3.9	4000	1"	3400	18.25	\$948.57
SLPRSV4G40-933	AR	RSV4G40HDF40EZ	4.0	4000	1"	3400	14.75	\$615.60
SLPTX1510G8UIA-932	General	TX1510G8UIA	4.0	4000	1"	3400	19.25	\$706.65
SLP67PPX39-930	CAT Pumps	67PPX39G1I	3.9	4200	1"	3400	18.25	\$948.62
* Pump Saver Required, Aluminum Manifold								
7/8" Honda Short Shaft Pump - Devilbiss Replacement Pump								
SLPGXH2525A-070**	Giant	GHX2525A-111H	2.5	2500	7/8" Short	3450	9.7	\$424.78

** Can be mounted vertically - call factory for details



ALL PUMPS REQUESTED TO SHIP UPS WILL RECEIVE FOAM PACKAGING TO ENSURE SAFE DELIVERY
NEED PUMP PARTS? CALL US TODAY... WE'RE YOUR PUMP PARTS HEADQUARTERS!

514-494-5000 / 1-877-494-5001

Le prix est à titre indicatif / The price is as an indicator only (CONTACTEZ-NOUS / CONTACT US)

SLAP HAPPY PLUMBED PUMPS

READY TO WORK!


Why repair a worn out pump when you can **SLAP** on a **NEW** one!
It just makes sense to replace **NOT** repair! Compare Price and Quality
and get **BIG SAVINGS** on these Industry Standard Plumbed Pump Assemblies.



SLPVV4G42-400



SLPEZ4040-400



SLP66DX40-408

GAS FLANGE HOLLOW SHAFT PUMPS

PART #	MFG	PUMP	GPM	PSI	SHAFT	UNLOADER	WT	LIST
SLPTP2530-401	General	TP2530J34	3.0	2500	3/4"	VRT3-310EZ	14	\$704.90
SLPTP2530-945	General	TP2530J34	3.0	2500	3/4"	YVB135KDM	13.3	\$695.34
SLPRCV3G25-920	AR	RCV3G25D-F7	3.0	2500	3/4"	AR20821	13.4	\$660.67
SLPRCV3G25-402	AR	RCV3G25D-F7	3.0	2500	3/4"	VRT3-310EZ	13.8	\$617.52
SLPVV3G27-402	Viper	VV3G27	3.0	2700	3/4"	VRT3-310EZ	14.3	\$628.30
SLPTX1508-935	General	TX1508G8	3.0	3200	1"	YVB75KDM-N	22.45	\$850.83
SLPTX1508-400	General	TX1508G8	3.0	3200	1"	VRT3-310EZ	22.55	\$837.66
SLPXMV3G32-400	AR	XMV3G32D-F24C2	3.0	3200	1"	VRT3-310EZ	17	\$1,101.87
SLPXMV3G32-915	AR	XMV3G32D-F24C2	3.0	3200	1"	AR20242	18.3	\$985.35
SLPVV3G36-400	Viper	VV3G36G	3.0	3600	1"	VRT3-310EZ	21.5	\$728.55
SLPTX1506-935	General	TX1506G8	2.6	4000	1"	YVB75KDM-N	23	\$850.83
SLPEZ4035-400	General	EZ4035G34	3.5	4000	1"	VRT3-310EZ	22.8	\$895.65
SLPEZ4035-935	General	EZ4035G34	3.5	4000	1"	YVB75KDM-N	22.3	\$908.83
SLPRRV4G40-925	AR	RRV4G40D-F24	4.0	4000	1"	AR20992	20.8	\$795.67
SLPRRV4G40-400	AR	RRV4G40D-F24	4.0	4000	1"	VRT3-310EZ	21	\$687.11
SLPEZ4040-400	General	EZ4040G	4.0	4000	1"	VRT3-310EZ	22.8	\$826.85
SLPEZ4040-935	General	EZ4040G	4.0	4000	1"	YVB75KDM-N	22.3	\$840.03
SLP66DX40-408	CAT Pumps	66DX40GG1	4.0	4000	1"	VRT3-310EZ	29.4	\$1,311.40
SLPVV4G42-400	Viper	VV4G42G	4.0	4200	1"	VRT3-310EZ	21.5	\$710.00
SLP66PPX40-408	CAT Pumps	66PPX40GG1	4.0	4200	1"	VRT3-310EZ	29.4	\$1,317.22
SLPPEP1313-400	HP Pump	PEP1313G8	4.0	4200	1"	VRT3-310EZ	18.2	\$754.88

NOTE: RPM: 3400

Assembled in USA

ALL PUMPS REQUESTED TO SHIP UPS WILL RECEIVE FOAM PACKAGING TO ENSURE SAFE DELIVERY


NEED PUMP PARTS? CALL US TODAY... WE'RE YOUR PUMP PARTS HEADQUARTERS!

514-494-5000 / 1-877-494-5001

Le prix est à titre indicatif / The price is as an indicator only (CONTACTEZ-NOUS / CONTACT US)

SLAP HAPPY PLUMBED PUMPS


READY TO WORK!



SLPRKA4G30E-402



SLPET1504E34L-401



SLP2SFX20ES-056

ELECTRIC FLANGE HOLLOW SHAFT PUMPS

PART #	MFG	PUMP	GPM	PSI	SHAFT	RPM	UNLOADER	WT	LIST
SLPT9051EBFR-401	General	T9051EBF	2.1	1500	5/8" Right	1750	VRT3-310EZ	14.1	\$704.90
SLPTT9061EBF-401	General	TT9061EBFL	2.1	1500	5/8" Left	3400	VRT3-310EZ	14.1	\$704.90
SLPTT9061EBF-945	General	TT9061EBFL	2.1	1500	5/8" Left	3400	YVB135KDM	13.4	\$695.34
SLPTT9061EBFR-401	General	TT9061EBFL	2.1	1500	5/8" Right	3400	VRT3-310EZ	14.1	\$704.90
SLPTT9061EBFR-945	General	TT9061EBFL	2.1	1500	5/8" Right	3400	YVB135KDM	13.4	\$695.34
SLPTT9071EBF-401	General	TT9071EBFL	2.8	1500	5/8" Left	3400	VRT3-310EZ	14.1	\$704.90
SLPTT9071EBFL-945	General	TT9071EBFL	2.8	1500	5/8" Left	3400	YVB135KDM	13.4	\$695.34
SLPTT9071EBFR-401	General	TT9071EBF	2.8	1500	5/8" Right	3400	VRT3-310EZ	14.1	\$704.90
SLP2SFX20ES-056	CAT Pumps	2SFX20ES	2.0	2000	5/8" Right	3450	7500XS	12.5	\$1,204.01
SLP2SFX20ES3-056H**	CAT Pumps	2SFX20ES3	2.0	2000	5/8" Right	3450	7500XS	12.5	\$1,349.90
SLPVV2G25E-402	Viper	VV2G25E	2.0	2500	5/8" Right	3400	VRT3-310EZ	14.3	\$628.30
SLPRCV2G25E-402	AR	RCV2G25E-F8	2.0	2500	5/8" Right	3400	VRT3-310EZ	13.8	\$639.79
SLPRCV3G25E-402	AR	RCV3G25E-F8	3.0	2500	5/8" Right	3400	VRT3-310EZ	13.8	\$722.49
SLPEZ2536E-400	General	EZ2536E	3.6	2500	1-1/8" Right	1750	VRT3-310EZ	21.3	\$1,057.17
SLPEZ2536EL-400	General	EZ2536E	3.6	2500	1-1/8" Left	1750	VRT3-310EZ	21.3	\$1,057.17
SLPEZ2542E-400	General	EZ2542E	4.2	2500	1-1/8" Right	1750	VRT3-310EZ	21.3	\$1,057.17
SLPET1504E34L-401	General	ET1504E34L	1.85	2610	5/8" Left	3400	VRT3-310EZ	13.6	\$704.90
SLPRRA3G30E-400	AR	RRA3G30E-F17	3.0	3000	1-1/8" Right	1750	VRT3-310EZ	21	\$927.45
SLPRRA35G30E-400	AR	RRA35G30E-F17	3.5	3000	1-1/8" Right	1750	VRT3-310EZ	21	\$927.45
SLPRRA4G30E-400	AR	RRA4G30E-F17	4.0	3000	1-1/8" Right	1750	VRT3-310EZ	21	\$927.45
SLPSXMA3G35E-400	AR	SXMA3G35E-F17	3.0	3500	1-1/8" Right	1750	VRT3-310EZ	18	\$1,087.45
SLPRKA4G30E-402	AR	RKA4G30E-F17	4.0	3500	1-1/8" Right	1750	VRT3-310EZ	24	\$1,250.66
SLPRKA35G40E-402	AR	RKA35G40HE-F17	3.5	4000	1-1/8" Right	1750	VRT3-310EZ	25	\$1,389.06
SLPRKA7G20E-402	AR	RKA7G20HE-F17	7.0	2000	1-1/8" Right	1750	VRT3-310EZ	24	\$1,392.64

** 190 Degree Seals

ALL PUMPS REQUESTED TO SHIP UPS WILL RECEIVE FOAM PACKAGING TO ENSURE SAFE DELIVERY

NEED PUMP PARTS? CALL US TODAY... WE'RE YOUR PUMP PARTS HEADQUARTERS!


514-494-5000 / 1-877-494-5001

Le prix est à titre indicatif / The price is as an indicator only (CONTACTEZ-NOUS / CONTACT US)

SLAP HAPPY PLUMBED PUMPS

READY TO WORK!


Why repair a worn out pump when you can **SLAP** on a **NEW** one!
It just makes sense to replace **NOT** repair! Compare Price and Quality
and get **BIG SAVINGS** on these Industry Standard Plumbed Pump Assemblies.



SLPVA4G42-402



SLPTSS1511-402



SLP5CP3120-402

SOLID SHAFT PUMPS

PART #	MFG	PUMP	GPM	PSI	SHAFT	RPM	UNLOADER	WT	LIST
SLP3CP1140-402*	CAT Pumps	3CP1140	3.6	2200	16.5mm	1725	VRT3-310EZ	17.5	\$1,391.97
SLP3CP1120-402	CAT Pumps	3CP1120	4.2	2200	16.5mm	1725	VRT3-310EZ	17.5	\$1,398.20
SLPRCA3G25-402*	AR	RCA3G25N	3.0	2500	24mm	1750	VRT3-310EZ	14	\$725.23
SLPXMA35G25-402*	AR	XMA3.5G25N	3.5	2500	24mm	1750	VRT3-310EZ	16.8	\$857.70
SLPEZ2536S-400	General	EZ2536S	3.6	2500	24mm	1750	VRT3-310EZ	20.8	\$982.04
SLPRKA4G35-402*	AR	RKA4G35NL	4.0	3500	24mm	1750	VRT3-310EZ	22.8	\$947.50
SLPTSS1511-402	General	TSS1511	4.0	3500	24mm	1450	VRT3-310EZ	34.6	\$1,168.71
SLP5CP3120-402*	CAT Pumps	5CP3120	4.5	3500	20mm	1645	VRT3-310EZ	22.5	\$1,418.87
SLPHP5535-935	HP	HP5535	5.5	3500	24mm	1450	YVB75KDM-N	34.3	\$1,224.51
SLPHP5535-402	HP	HP5535	5.5	3500	24mm	1450	VRT3-310EZ	34.6	\$1,205.84
SLPTS2021N-402	General	TS2021	5.6	3500	24mm	1450	VRT3-310EZ	34.6	\$1,430.00
SLPRK15.28HN-402*	AR	RK15.28HN	3.96	4000	24mm	1450	VRT3-310EZ	22.8	\$1,207.72
SLPRKA4G40-402*	AR	RKA4G40NL	4.0	4000	24mm	1750	VRT3-310EZ	22.8	\$948.32
SLP5PP3140-402*	CAT Pumps	5PP3140	4.0	4000	20mm	1460	VRT3-310EZ	22.5	\$1,418.83
SLPHP4040-935	HP	HP4040	4.0	4000	24mm	1450	YVB75KDM-N	34.3	\$1,207.76
SLPHP4040-402	HP	HP4040	4.0	4000	24mm	1450	VRT3-310EZ	34.6	\$1,189.08
SLPRK18.28HN-402*	AR	RK18.28HN	4.75	4000	24mm	1450	VRT3-310EZ	22.8	\$1,003.95
SLPVA4G42-402	Viper	VA4G42S	4.0	4200	24mm	1750	VRT3-310EZ	23.3	\$792.94

* Rails Not Included – See Page 42

514-494-5000 / 1-877-494-5001

Le prix est à titre indicatif / The price is as an indicator only (CONTACTEZ-NOUS / CONTACT US)

SLAP HAPPY PLUMBED PUMPS

READY TO WORK!



SLPHP4040UR-402



SLP5CP3120G1-402

GEAR REDUCED PUMPS FOR 1" SHAFT ENGINES

PART #	MFG	PUMP	GPM	PSI	RPM	UNLOADER	GEAR REDR	WT	LIST
SLPTSS1511UR-402	General	TSS1511	4.0	3500	1450	VRT3-310EZ	5038.C2	44.6	\$1,771.69
SLP5CP3120G1-402	CAT Pumps	5CP3120	4.5	3500	1645	VRT3-310EZ	8076	29	\$2,138.07
SLPHP5535UR-402	HP	HP5535	5.5	3500	1450	VRT3-310EZ	5038.C2	44.6	\$1,808.81
SLPTS2021NUR-402	General	TS2021	5.6	3500	1450	VRT3-310EZ	5038.C2	44.6	\$2,002.81
SLPRKA4G40GR-402	AR	RKA4G40NL	4.0	4000	1750	VRT3-310EZ	AR1690	31.8	\$1,547.71
SLPHP4040UR-402	HP	HP4040	4.0	4000	1450	VRT3-310EZ	5038.C2	44.6	\$1,792.06

***1-1/8" Gear Reducers Available - Call for Pricing NOTE: REDR = REDUCER / SHAFT: 24mm

Assembled in USA

**ALL PUMPS REQUESTED TO SHIP UPS WILL RECEIVE FOAM PACKAGING TO ENSURE SAFE DELIVERY
NEED PUMP PARTS? CALL US TODAY... WE'RE YOUR PUMP PARTS HEADQUARTERS!**



AOD036

**NEED AN OIL DRAIN HOSE
FOR YOUR PUMP???**

See page 88

Don't see exactly what you need?

Call us today.

We can plumb any pump for you!

PRESSURE-PRO® EXCLUSIVE O.E.M. PUMPS




VIPER
PUMPS

CAT
PUMPS
The Pumps with Nine Lives

MADE IN ITALY
HP
HP Series
PUMPS



VV4G42G



5PP3140



HP5535

PUMPS WITH BUILT-IN UNLOADER & INJECTOR

PART #	MFG	GPM	PSI	SHAFT	RPM	BORE DIA.	STROKE	WT	LIST
4PPX30GSI	CAT Pumps	2.7	3000	3/4"	3400	14mm	7.2mm	10.7	\$537.19
4PPX25GSI	CAT Pumps	2.5	3300	3/4"	3400	14mm	6.8mm	10.7	\$531.26
67PPX39G1I	CAT Pumps	3.9	4200	1"	3400	14mm	10.3mm	17	\$853.16

GAS FLANGE HOLLOW SHAFT PUMPS

PART #	MFG	GPM	PSI	SHAFT	RPM	BORE DIA.	STROKE	WT	LIST
VV3G27G	Viper	3.0	2700	3/4"	3400	15mm	6.5mm	11.5	\$475.88
VV3G36G	Viper	3.0	3600	1"	3400	15mm	7.4mm	18.5	\$570.64
VV4G42G	Viper	4.0	4200	1"	3400	15mm	9.2mm	18.5	\$552.09
66PPX40GG1	CAT Pumps	4.0	4200	1"	3400	14mm	11.4mm	24	\$1,074.34
PEP1313G8	General	4.0	4200	1"	3400	13mm	13mm	15.4	\$597.37

ELECTRIC FLANGE HOLLOW SHAFT PUMPS

PART #	MFG	GPM	PSI	SHAFT	RPM	BORE DIA.	STROKE	WT	LIST
VV2G25E	Viper	2.0	2500	5/8"	3400	15mm	4.4mm	11.5	\$475.88

SOLID SHAFT PUMPS

PART #	MFG	GPM	PSI	SHAFT	RPM	BORE DIA.	STROKE	WT	LIST
1530.APP*	CAT Pumps	15.6	1500	30mm	1450	25mm	30mm	55	\$5,533.61
5PP3140*	CAT Pumps	4.5	3500	20mm	1645	16mm	18mm	19.9	\$1,255.56
HP5535	General	5.5	3500	24mm	1450	20mm	16mm	32	\$1,001.15
5PP3140*	CAT Pumps	4.0	4000	20mm	1460	16mm	18mm	19.9	\$1,255.56
RKA4G40NL*	AR	4.0	4000	24mm	1750	18mm	12mm	20	\$756.51
HP4040	General	4.0	4000	24mm	1450	20mm	12mm	32	\$985.24
VA4G42S	Viper	4.0	4200	24mm	1750	18mm	12.2mm	20.5	\$640.54
HP8040	General	8.0	4000	24mm	1840	20mm	19mm	41	\$1,881.05

* Rails Not Included – See Page 102

GEAR REDUCED PUMPS FOR 1" SHAFT ENGINES

PART #	MFG	GPM	PSI	SHAFT	RPM	GEAR REDUCER	WT	LIST
HP5535UR	General	5.5	3500	24mm	1450	5038.C2	42	\$1,573.96
HP4040UR	General	4.0	4000	24mm	1450	5038.C2	42	\$1,558.05


514-494-5000 / 1-877-494-5001

Le prix est à titre indicatif / The price is as an indicator only (CONTACTEZ-NOUS / CONTACT US)

O.E.M. PUMP KIT CHART



AR1857



48752



KIT028

PUMP MODEL	WATER SEALS	PACKINGS w/ BRASS	CHECK VALVES	VALVE CAPS	OIL SEALS	PISTONS	PISTON BOLTS	PISTON GUIDE	SUPPORT RINGS	HOT KIT
HP4040	KIT069	KIT028*	KIT001	KIT004-F	KIT002	47040409*	KIT006	47080570*	KIT007	KIT220
HP5535	KIT069	KIT028*	KIT001	KIT004-F	KIT002	47040409*	KIT006	47080570*	KIT007	KIT220
HP8040	KIT170	KIT171	KIT169	66130341**	KIT002	66040009*	66219566*	66050064*	N/A	N/A
PEP1313G8	KIT272	KIT275	KIT269	KIT270	KIT271	58040009*	99169000*	58050066*	44100251*	N/A
RKA4G40NL	AR1857	N/A	AR2864	AR1380740**	AR1855	AR2546	N/A	AR1380090*	AR1829	AR42213
1530.APP	31355	N/A	31360	48597**	43500*	48606*	N/A	899509*	N/A	N/A
4PPX	76124	N/A	76134	547104*	47215*	547091*	542405*	49804*	46233*	N/A
5PP3140	899410	N/A	899110	45900**	46838*	46884*	48201*	46749*	46618*	31665
67PPX39G1I	76118	N/A	76156	49380*	47215*	49367*	49369*	49374*	49371*	N/A
66PPX40GG1	76118	N/A	76157***	48760**	48911*	48752*	48201*	48759*	48755*	N/A
VV2G25E	VPK010	N/A	VPK001	VP3201950**	VPK040	VPK030	N/A	N/A	N/A****	N/A
VV3G27G										
VV3G36G	VPK011	N/A	VPK002	VP960850**	VPK041	VPK031	N/A	VPK020	N/A****	N/A
VV4G42G										
VA4G42S	VPK012	N/A	VPK003	VP960850**	VPK042	VPK032	N/A	VPK021	N/A****	N/A

* 3 Required Per Pump **6 Required Per Pump ***2 Required Per Pump **** Included In Water Seal Kit

SEE PAGE 36 FOR O.E.M. PUMP KIT CHART PRICING.

VRT3-310



NEED A NEW UNLOADER?

See pages 43 thru 47


Don't see the exact O.E.M. pump parts you need? Call us today.
We can have it drop shipped for the RIGHT price!

514-494-5000 / 1-877-494-5001


Le prix est à titre indicatif / The price is as an indicator only (CONTACTEZ-NOUS / CONTACT US)



AR PUMPS




RMV25G30D



RMW22G24-EZ



SJV25G27D-F7



RSV4G40HDF40EZ

PUMPS WITH BUILT-IN UNLOADER & INJECTOR

PART #	GPM	PSI	SHAFT	RPM	BORE DIA.	STROKE	WT	LIST
Vertical Shaft Pumps								
RMW22G24-EZ*	2.2	2400	7/8"	3400	12mm	8.3mm	7.7	\$189.22
RMW2.5G28	2.5	2800	7/8"	3400	12mm	9.7mm	7.7	\$332.25
Horizontal Shaft Pumps								
RMV25G24D*	2.5	2400	3/4"	3400	12mm	9.7mm	7.1	\$179.07
SJV25G27D-F7	2.5	2700	3/4"	3400	15mm	5.8mm	11	\$493.11
RMV25G30D	2.5	3000	3/4"	3400	12mm	9.7mm	7.5	\$231.05
RSV3G34D-F40	3	3500	1"	3400	15mm	7.6mm	14	\$610.15
RSV4G40HDF40EZ	4	4000	1"	3400	15mm	9.4mm	14	\$594.59


* Pump Saver Required, Aluminum Manifold



RCV3G25D-F7



RRV4G40D-F24



RKV4G40HD-F24

GAS FLANGE HOLLOW SHAFT PUMPS

PART #	GPM	PSI	SHAFT	RPM	BORE DIA.	STROKE	WT	LIST
RCV2G25D-F7	2	2500	3/4"	3400	15mm	4.4mm	11	\$582.09
RCV2.5G27D-F7	2.5	2700	3/4"	3400	15mm	5.6mm	11	\$582.09
RCV3G25D-F7	3	2500	3/4"	3400	15mm	6.5mm	11	\$442.24
RCV3.5G25D-F7	3.5	2500	3/4"	3400	15mm	7.4mm	11	\$582.09
RRV3G36D-F24	3	3600	1"	3400	15mm	7.4mm	18	\$560.77
RRV3.5G36D-F24	3.5	3600	1"	3400	15mm	8.2mm	18	\$718.15
RRV4G40D-F24	4	4000	1"	3400	15mm	9.2mm	18	\$503.13
RKV4G40HD-F24	4	4000	1"	3400	18mm	7mm	21	\$1,096.33
RKV4.5G40HD-F24	4.5	4000	1"	3400	18mm	8mm	21	\$1,167.79
RKV5.5G40HD-F24	5.5	4000	1"	3400	18mm	9.8mm	21	\$1,096.33

**ALL PUMPS REQUESTED TO SHIP UPS WILL RECEIVE FOAM PACKAGING TO ENSURE SAFE DELIVERY
NEED PUMP PARTS? CALL US TODAY... WE'RE YOUR PUMP PARTS HEADQUARTERS!**

514-494-5000 / 1-877-494-5001


Le prix est à titre indicatif / The price is as an indicator only (CONTACTEZ-NOUS / CONTACT US)




AR PUMPS



RCV2G25E-F8



RRA4G30E-F17



RKA4G30E-F17

ELECTRIC FLANGE HOLLOW SHAFT PUMPS

PART #	GPM	PSI	SHAFT	RPM	BORE DIA.	STROKE	WT	LIST
RCA3.5G16E-F8	3.5	1600	5/8"	1750	18mm	10mm	11	\$582.09
RCA2G25E-F8	2	2500	5/8"	1750	18mm	5.6mm	11	\$582.09
RCV2G25E-F8	2	2500	5/8"	3400	15mm	4.4mm	11	\$504.78
RCA3G25E-F8	3	2500	5/8"	1750	18mm	8.2mm	11	\$582.09
RCV3G25E-F8	3	2500	5/8"	3400	15mm	6.5mm	11	\$541.97
RRA3G30E-F17	3	3000	1-1/8"	1750	18mm	9.2mm	18	\$769.97
RRA35G30E-F17	3.5	3000	1-1/8"	1750	18mm	10.6mm	18	\$769.97
RRA4G30E-F17	4	3000	1-1/8"	1750	18mm	12.2mm	18	\$769.97
RRA5.5G26E-F17	5.5	2600	1-1/8"	1750	18mm	16.6mm	18	\$743.84
SXMA3G35E-F17	3	3500	1-1/8"	1750	15mm	13.2mm	15	\$937.84
RKA4G30E-F17	4	3000	1-1/8"	1750	18mm	12mm	21	\$1,098.66
RKA35G40HE-F17	3.5	4000	1-1/8"	1750	18mm	10.8mm	22	\$1,237.06
RKA7G20HE-F17	7.1	2000	1-1/8"	1750	22mm	14.6mm	21	\$1,248.24



XWM2128UR



XW3025UR

GEAR REDUCED PUMPS FOR 1" SHAFT ENGINES

PART #	GPM	PSI	SHAFT	RPM	GEAR REDUCER	WT	LIST
RKA4G40GR	4	4000	24mm	1750	AR1690	29	\$1,325.93
XWM2128UR	5.55	4060	24mm	1450	5038.C2	44	\$2,045.20
XW3025UR	7.92	3600	24mm	1450	5038.C2	44	\$2,052.11
SXW1535UR	3.96	5100	24mm	1450	5038.C2	45	\$2,788.16
SXW2135UR	5.55	5100	24mm	1450	5038.C2	45	\$2,788.16

**ALL PUMPS REQUESTED TO SHIP UPS WILL RECEIVE FOAM PACKAGING TO ENSURE SAFE DELIVERY
NEED PUMP PARTS? CALL US TODAY... WE'RE YOUR PUMP PARTS HEADQUARTERS!**

514-494-5000 / 1-877-494-5001


Le prix est à titre indicatif / The price is as an indicator only (CONTACTEZ-NOUS / CONTACT US)



AR PUMPS



RK18.28HN



RKA4G35NL



SHP15.50N




XWM2128N


SOLID SHAFT PUMPS*

PART #	GPM	PSI	SHAFT	RPM	BORE DIA.	STROKE	WT	LIST
RCA3G25N	3	2500	24mm	1750	18mm	8.2mm	10	\$573.24
XMA3.5G25N	3.5	2500	24mm	1750	15mm	15.4mm	14	\$713.31
RKA4G35NL	4	3500	24mm	1750	18mm	12mm	20	\$795.50
XWA-M8G35N	8	3500	24mm	1750	20mm	19.8mm	34	\$1,624.72
XW3025N	7.92	3600	24mm	1450	22mm	19.8mm	34	\$1,557.15
RK15.28HN	3.96	4000	24mm	1450	18mm	14.6mm	20	\$1,063.32
RKA4G40NL	4	4000	24mm	1750	18mm	12mm	20	\$756.51
RK18.28HNL	4.75	4000	24mm	1450	20mm	14.6mm	20	\$851.95
XWA-M7G40N	7	4000	24mm	1750	20mm	17.2mm	34	\$1,624.72
XWM2128N	5.55	4060	24mm	1450	20mm	16.6mm	34	\$1,549.87
XWM1530N	3.96	4350	24mm	1450	20mm	12.2mm	34	\$1,472.82
SXW1535	3.96	5100	24mm	1450	18mm	15mm	35	\$1,921.93
SXW2135	5.55	5100	24mm	1450	18mm	21mm	35	\$1,588.38
SHP15.50HN	3.96	7250	24mm	1450	18mm	15mm	29	\$2,404.45
SHP22.50HN	5.8	7250	24mm	1450	18mm	21mm	29	\$2,404.45

* Rails Not Included – See Page 42



RTF150N



RTP38N

INDUSTRIAL SOLID SHAFT PUMPS

PART #	GPM	PSI	SHAFT	RPM	BORE DIA.	STROKE	WT	LIST
RTF135N	36	1500	35mm	800	40mm	48mm	192	\$8,460.09
RTF150N	40	1500	35mm	800	40mm	48mm	192	\$8,460.09
RTJ70	18.5	4000	35mm	1000	25mm	48mm	198	\$8,460.09
RTP30N	7.9	7250	35mm	1000	20mm	34mm	177	\$8,460.09
RTP38N	10	7250	35mm	1000	20mm	42mm	177	\$8,460.09
RTP30.60N	7.9	8700	35mm	1000	20mm	34mm	177	\$8,460.09

**ALL PUMPS REQUESTED TO SHIP UPS WILL RECEIVE FOAM PACKAGING TO ENSURE SAFE DELIVERY
NEED PUMP PARTS? CALL US TODAY... WE'RE YOUR PUMP PARTS HEADQUARTERS!**

514-494-5000 / 1-877-494-5001

Le prix est à titre indicatif / The price is as an indicator only (CONTACTEZ-NOUS / CONTACT US)



AR PUMP KIT CHART



AR1855



AR1857



AR2546



PUMP MODEL	PLUNGER DIAMETER	WATER SEALS	CHECK VALVES	OIL SEALS	PISTON KIT	PISTON GUIDE	SUPPORT RINGS	HOT KIT
RMV / ALUM	12mm	AR2235	AR2233	AR2236	AR2234	AR2840561 ea AR2840090 B	N/A	N/A
RMV / BRASS	12mm	AR42122	AR42123	AR2236	AR2234	AR2840540 T AR2840550 B	N/A	N/A
RMW / ALUM	12mm	AR2235	AR2233	AR2236	AR2234	AR2840561 ea AR2840090 B	N/A	N/A
RMW / BRASS	12mm	AR42122	AR42123	AR2236	AR42161	AR2840540 T AR2840090 B	N/A	N/A
RCV	15mm	AR42476	AR2186	AR42474	AR42475	AR3200120 T AR3200130 B	AR2745	N/A
RRV	15mm	AR42556	AR1828	AR42555-D, E ver	AR2544	AR3220140 T AR3220150 B	AR2191	N/A
RSV	15mm	AR2189	AR2186	AR2188	AR2187	AR1981570	AR2191	N/A
SJV	15mm	AR2167	AR2869	AR2591	AR2513	AR1981570 ea	N/A	N/A
XMA / XMV	15mm	AR2741	AR1864	AR2786-N ver AR2787-D, E ver	AR2544	AR1780090 ea B AR1780100 ea T	AR2740	AR2776 V
XTA / XTV	15mm	AR2520	AR1864	AR1872-N ver AR1860-E ver	AR2628	AR1260151 ea	AR1520120 ea	AR2815
RC / RCA	18mm	AR42469	AR2186	AR42468-N ver AR42474-E ver	AR42467	AR3200120 T AR3200130 B	AR2745	N/A
RK / RKA / RKV	18mm	AR1857	AR2864	AR1855-N ver	AR2546	AR1380090 ea	AR1829	AR42213 V
RR / RRA	18mm	AR42549	AR2864	AR42547-N AR42555-E	AR2746	AR3220120 T AR3220130 B	AR2745 N/A	N/A N/A
RW	18mm	AR42171	AR2864	AR2873	AR2548	AR42172	AR1829	N/A
SHP	18mm	AR2874	AR2185	AR2873	AR2548	AR2875	AR1941190 ea	N/A
SXW / SXWA	18mm	AR2874	AR2871	AR2873	AR2548	AR42120	AR1941190 ea F AR1941350 ea R	N/A
XMA	18mm	AR2747	AR1864	AR2786-N ver	AR2545	AR1780110 ea B AR1780120 ea T	AR2745	AR2777 V
XTA	18mm	AR1874	AR1864	AR1872-N ver AR1860-E ver	AR2629	AR1320351 ea	AR1320340 ea	AR2816
RK / RKA	20mm	AR1887	AR2864	AR1855-N ver	AR2547	AR1380150 ea	AR1815	AR2820 V
XW / XWA	20mm	AR2782	AR2780	AR2781	AR2542	AR2784	N/A	AR2778 V
RKA	22mm	AR1888	AR2864	AR1855-N ver	AR2759	AR1380160 ea	AR1816	AR2811 V
XW / XWA	22mm	AR2783	AR2780	AR2781	AR2543	AR2785	N/A	AR2779 V

T = Top / B = Bottom / F = Front /
R = Rear / V = Viton® / ea = Each


ONLY GENUINE AR PARTS SEE PAGE 36 FOR AR PUMP KIT PRICING.

514-494-5000 / 1-877-494-5001

Le prix est à titre indicatif / The price is as an indicator only (CONTACTEZ-NOUS / CONTACT US)



TC1504E345UI



TP2526J34UFIL



TX1510G8UIA

PUMPS WITH BUILT-IN UNLOADER & INJECTOR

PART #	GPM	PSI	SHAFT	RPM	BORE DIA.	STROKE	WT	LIST
Horizontal Shaft Pumps								
Electric NEMA 56C Flange								
TT9061EBFUI	2.11	1500	5/8"	3400	15mm	5.0mm	12	\$920.66
TC1504E345UI	1.75	2700	5/8"	3400	15mm	4.0mm	15.1	\$961.10
Gas Flange								
TP2526J34UFIL	2.6	2500	3/4"	3400	15mm	6.6mm	11.4	\$527.00
TC1507GUI	3	2700	3/4"	3400	15mm	7.2mm	16	\$961.10
TX1510G8UIA-H	4	3000	1"	3400	15mm	10mm	18.2	\$666.15

ALL PUMPS REQUESTED TO SHIP UPS WILL RECEIVE FOAM PACKAGING TO ENSURE SAFE DELIVERY
NEED PUMP PARTS? CALL US TODAY... WE'RE YOUR PUMP PARTS HEADQUARTERS!



Kit 69

**FOR GENUINE
 GENERAL PUMP
 REPLACEMENT
 PARTS**

See pages 22-23


**Don't see the exact
 General pump model you need?
 Call us today.
 We can have it drop shipped
 for the RIGHT price!**



TX1508G8



EZ4040G



TP2530J34

GAS FLANGE HOLLOW SHAFT PUMPS

PART #	GPM	PSI	SHAFT	RPM	BORE DIA.	STROKE	WT	LIST
TT9061GBF	2.11	1500	3/4"	3400	15mm	5.0mm	11.4	\$782.78
TT1540GBF	4	1500	3/4"	3400	15mm	9.4mm	11.4	\$807.74
TT2028GBF	2.8	2000	3/4"	3400	15mm	6.6mm	11.4	\$807.74
TT2035GBF	3.5	2000	3/4"	3400	15mm	8.0mm	11.4	\$807.74
TP2520J34	1.9	2500	3/4"	3400	15mm	5.0mm	11.4	\$814.73
TP2526J34	2.6	2500	3/4"	3400	15mm	6.6mm	11.4	\$543.80
TP2530J34	2.88	2500	3/4"	3400	15mm	7.2mm	11.4	\$543.80
TC1506G	2.6	2700	3/4"	3400	15mm	6.5mm	14.6	\$850.55
TC1507G	3	2700	3/4"	3400	15mm	7.2mm	14.6	\$850.55
TX1505G6	2	3000	3/4"	3400	15mm	5.0mm	18	\$907.15
TX1508G6	3	3000	3/4"	3400	15mm	8.0mm	18	\$907.15
TX1506G8	2.6	3000	1"	3400	15mm	6.5mm	18	\$680.17
TX1508G8	3	3000	1"	3400	15mm	8.0mm	18	\$680.17
TX1510G8	4	3000	1"	3400	15mm	10.0mm	18	\$711.14
EZ3040G	4	3000	1"	3400	15mm	9.5mm	19.1	\$746.69
EZ3045G	4.5	3000	1"	3400	15mm	11mm	19.1	\$746.69
EP1508G8	3.4	3045	1"	3400	15mm	8mm	15.4	\$611.22
EZ3030G34	3	3200	1"	3400	15mm	7.6mm	19.1	\$1,021.57
EZ4030G34	3	4000	1"	3400	13mm	9.5mm	20	\$738.16
EZ4035G34	3.5	4000	1"	3400	13mm	11mm	20	\$738.16
EZ4040G	4	4000	1"	3400	13mm	13mm	20	\$684.81

**ALL PUMPS REQUESTED TO SHIP UPS WILL RECEIVE FOAM PACKAGING TO ENSURE SAFE DELIVERY
NEED PUMP PARTS? CALL US TODAY... WE'RE YOUR PUMP PARTS HEADQUARTERS!**



GENERAL PUMPS



ET1504E34L



EZ2536E



EZ2542EL



ELECTRIC FLANGE HOLLOW SHAFT PUMPS

PART #	GPM	PSI	SHAFT	RPM	BORE DIA.	STROKE	WT	LIST
T9051EBF	2.11	1500	5/8" Right	1750	15mm	9.4mm	11.5	\$543.80
T9051EBFL	2.11	1500	5/8" Left	1750	15mm	9.4mm	11.5	\$543.80
TT9061EBF	2.11	1500	5/8" Right	3400	15mm	5.0mm	11.5	\$543.80
TT9061EBFL	2.11	1500	5/8" Left	3400	15mm	5.0mm	11.5	\$543.80
TT9071EBF	2.8	1500	5/8" Right	3400	15mm	6.6mm	11.5	\$543.80
TT9071EBFL	2.8	1500	5/8" Left	3400	15mm	6.6mm	11.5	\$543.80
TT9111EBF	3	1500	5/8" Right	1750	18mm	9.4mm	11.5	\$868.68
TT2028EBF	2.8	2000	5/8" Right	3400	15mm	6.6mm	11.5	\$807.74
TX1810E179	3.2	2000	1-1/8" Right	1750	18mm	10mm	18	\$907.15
TX1812E179	3.8	2000	1-1/8" Right	1750	18mm	12mm	18	\$907.15
TC1809E175	3.1	2200	5/8" Right	1750	18mm	9.4mm	15.1	\$850.55
TC1508E175	1.75	2500	5/8" Right	1750	15mm	8.0mm	15.1	\$850.55
TC1509E175	2.1	2500	5/8" Right	1750	15mm	9.4mm	15.1	\$850.55
EZ2536EL	3.6	2500	1-1/8" Left	1750	18mm	11mm	18.5	\$899.68
EZ2536E	3.6	2500	1-1/8" Right	1750	18mm	11mm	18.5	\$899.68
EZ2542E	4.2	2500	1-1/8" Right	1750	18mm	13mm	18.5	\$899.68
EZ2542EL	4.2	2500	1-1/8" Left	1750	18mm	13mm	18.5	\$899.68
EZ2545E	4.6	2500	1-1/8" Right	3400	15mm	11mm	18.5	\$899.68
ET1504E34L	1.85	2610	5/8" Left	3400	15mm	4.0mm	11.0	\$543.80
ET1506E34	2.9	2610	5/8" Right	3400	15mm	6.5mm	11.0	\$543.80
TC1505E345	2.1	2700	5/8" Right	3400	15mm	4.0mm	15.1	\$850.55
TC1507E345	3	2700	5/8" Right	3400	15mm	7.2mm	15.1	\$850.55
TX1510E349	2.1	3000	1-1/8" Right	1750	15mm	10mm	18	\$907.15
TX1512E179	2.6	3000	1-1/8" Right	1750	15mm	12mm	18	\$907.15
TX1510E349	4	3000	1-1/8" Right	3400	15mm	10mm	18	\$907.15
EZ4035E34	3.5	4000	1-1/8" Right	3400	13mm	11mm	18.5	\$1,294.89
EZ4040E34	4	4000	1-1/8" Right	3400	13mm	13mm	18.5	\$1,294.89



ALL PUMPS REQUESTED TO SHIP UPS WILL RECEIVE FOAM PACKAGING TO ENSURE SAFE DELIVERY

514-494-5000 / 1-877-494-5001



TX1812S17



EZ2536S



TSF2421

SOLID SHAFT PUMPS

(continued on next page)

PART #	GPM	PSI	SHAFT	RPM	BORE DIA.	STROKE	WT	LIST
TT931	2.9	1500	24mm	2800	15mm	8.0mm	11.2	\$732.81
TT9111	3	1500	24mm	1750	18mm	9.4mm	11.2	\$814.49
T991	3.5	1500	24mm	1450	20mm	10mm	19	\$1,049.15
T9951	3.5	1500	24mm	1750	20mm	8.5mm	19	\$1,075.17
TS1011	4.75	1500	24mm	1750	20mm	12mm	32	\$1,382.96
T1011	5.6	1500	24mm	1450	20mm	16mm	32	\$1,382.96
T921	5	1700	24mm	1050	22mm	16mm	32	\$1,382.96
TSS1021SG	5.6	1700	24mm	1450	20mm	16mm	32	\$1,076.42
TX1810S17	2.7	2000	24mm	1450	18mm	10mm	19	\$861.92
TX1810S17	3.2	2000	24mm	1750	18mm	10mm	19	\$861.92
TX1812S17	3.2	2000	24mm	1450	18mm	12mm	19	\$746.65
TX1812S17	3.8	2000	24mm	1750	18mm	12mm	19	\$746.65
T9971	4	2000	24mm	1750	20mm	10mm	19	\$1,378.81
TS1011	4	2000	24mm	1450	20mm	12mm	32	\$1,382.96
TS1331	4	2000	24mm	1750	20mm	10mm	32	\$1,382.96
T1011	4.5	2000	24mm	1125	20mm	16mm	32	\$1,382.96
TS1331	3.5	2100	24mm	1450	20mm	10mm	32	\$1,382.96
TS1321	4.75	2100	24mm	1450	22mm	12mm	32	\$1,423.95
T1321	5.5	2100	24mm	1150	22mm	16mm	32	\$1,423.95
TC1809S17	2.5	2200	24mm	1450	18mm	9.4mm	15.2	\$807.15
TC1809S17	3.1	2200	24mm	1750	18mm	9.4mm	15.2	\$807.15
EZ2536S	3.6	2500	24mm	1750	18mm	11mm	18	\$830.05
EZ2542S	4.2	2500	24mm	1750	18mm	13mm	18	\$1,052.26
EZ2545S	4.6	2500	24mm	3400	15mm	11mm	18	\$1,052.26


**ALL PUMPS REQUESTED TO SHIP UPS WILL RECEIVE FOAM PACKAGING TO ENSURE SAFE DELIVERY
NEED PUMP PARTS? CALL US TODAY... WE'RE YOUR PUMP PARTS HEADQUARTERS!**

514-494-5000 / 1-877-494-5001

Le prix est à titre indicatif / The price is as an indicator only (CONTACTEZ-NOUS / CONTACT US)



TFS2021



TSS1511



TX1510S34

SOLID SHAFT PUMPS

PART #	GPM	PSI	SHAFT	RPM	BORE DIA.	STROKE	WT	LIST
TSF2421	10	2500	24mm	1450	24mm	21mm	40.7	\$2,012.23
TSF2421	12	2500	24mm	1750	24mm	21mm	40.7	\$2,012.23
TX1510S34	4	3000	24mm	3400	15mm	10mm	19	\$861.92
EZ3040S	4	3000	24mm	3400	15mm	9.5mm	18	\$1,102.22
EZ3042S	4.2	3000	24mm	1750	18mm	13mm	18	\$837.95
TSS1021SG	4.5	3000	24mm	1125	20mm	16mm	32	\$1,076.42
TSF2219	7.7	3000	24mm	1450	22mm	19mm	40.7	\$1,802.90
TSF2221	8.5	3000	24mm	1450	22mm	21mm	40.7	\$1,802.90
TSF2219	9.3	3000	24mm	1750	22mm	19mm	40.7	\$1,802.90
TSF2221	10.2	3000	24mm	1750	22mm	21mm	40.7	\$1,802.90
TSS1511	4	3500	24mm	1450	20mm	12mm	32	\$1,040.18
TS1811	4.5	3500	24mm	1450	20mm	14mm	32	\$1,446.27
TS2021	4.5	3500	24mm	1125	20mm	16mm	32	\$1,285.60
TS2021	5.6	3500	24mm	1450	20mm	16mm	32	\$1,285.60
TSF2019	6.3	3600	24mm	1450	20mm	19mm	40.7	\$1,802.90
TSF2021	7	3600	24mm	1450	20mm	21mm	40.7	\$1,802.90
TSF2019	7.6	3600	24mm	1750	20mm	19mm	40.7	\$1,802.90
TSF2021	8.5	3600	24mm	1750	20mm	21mm	40.7	\$1,802.90
T9281	4	4000	24mm	1750	16mm	16mm	33	\$1,862.56
TSF1819	6.3	4350	24mm	1750	18mm	19mm	40.7	\$2,267.08
TSP1819	5	5100	24mm	1450	18mm	19mm	51.8	\$2,012.64
TSP1821	5.5	5100	24mm	1450	18mm	21mm	51.8	\$1,928.25
TSP1619	4.3	5800	24mm	1750	16mm	19mm	51.8	\$2,143.40
TSP1621	4.3	6525	24mm	1450	16mm	21mm	51.8	\$2,012.64
TSP1619	3.6	7250	24mm	1450	16mm	19mm	51.8	\$2,143.40

ALL PUMPS REQUESTED TO SHIP UPS WILL RECEIVE FOAM PACKAGING TO ENSURE SAFE DELIVERY


NEED PUMP PARTS? CALL US TODAY... WE'RE YOUR PUMP PARTS HEADQUARTERS!

514-494-5000 / 1-877-494-5001

Le prix est à titre indicatif / The price is as an indicator only (CONTACTEZ-NOUS / CONTACT US)




HTX1812S




HTF2221S

EMPEROR SOLID SHAFT PUMPS


PART #	GPM	PSI	SHAFT	RPM	BORE DIA.	STROKE	WT	LIST
HTX1812S	3.2	2000	24mm	1450	18mm	12mm	18	\$1,701.82
HTX1812S	3.8	2000	24mm	1750	18mm	12mm	18	\$1,701.82
HTF2221S	8.5	3000	24mm	1450	22mm	21mm	41	\$4,356.28
HTF2221S	10.2	3000	24mm	1750	22mm	21mm	41	\$4,356.28



KF36A



KE28A



HF25A


INDUSTRIAL SOLID SHAFT PUMPS BY PRATISSOLI

PART #	GPM	PSI	SHAFT	RPM	BORE DIA.	STROKE	WT	LIST
KF36A	36.2	2050	40mm	900	36mm	50mm	150	\$14,352.30
KF36A	32.2	2300	40mm	800	36mm	50mm	150	\$14,352.30
KE28A	8.5	3000	30mm Right	1450	28mm	23mm	88	\$10,412.25
KE28AL	10.2	3000	30mm Left	1450	28mm	23mm	88	\$10,412.25
HF25A	19.6	4050	40mm Right	1000	25mm	50mm	132	\$16,744.35
HF25AL	19.6	4050	40mm Left	1000	25mm	50mm	132	\$16,744.35
KE22A	8.3	4350	30mm Right	1450	22mm	23mm	88	\$10,412.55
KE22AL	8.3	4350	30mm Left	1450	22mm	23mm	88	\$10,412.55
HF18A	10.08	7250	40mm Right	1000	18mm	50mm	132	\$16,744.35
HF18A	8.06	8700	40mm Right	800	18mm	50mm	132	\$16,744.35


**ALL PUMPS REQUESTED TO SHIP UPS WILL RECEIVE FOAM PACKAGING TO ENSURE SAFE DELIVERY
NEED PUMP PARTS? CALL US TODAY... WE'RE YOUR PUMP PARTS HEADQUARTERS!**



GENERAL PUMPS/KIT CHART



TSF2221GR




TSS1511UR

GEAR REDUCED PUMPS

PART #	GPM	PSI	SHAFT	RPM	GEAR REDUCER	WT	LIST
TSS1021UR	5.6	1500	1"	1450	5038.C2	42	\$2,170.05
TSF2221GR	8.5	3000	1-1/8"	1450	YGR1125P	46.7	\$2,467.53
TSS1511-GR	4	3500	1"	1450	ZGR1000	38	\$1,720.66
TSS1511UR	4	3500	1"	1450	5038.C2	42	\$1,538.70
TS2021-GR	5.6	3500	1"	1450	ZGR1000	38	\$2,330.83
TS2021UR	5.6	3500	1"	1450	5038.C2	42	\$1,873.11
TSF2021GR	7	3600	1-1/8"	1450	YGR1125P	46.7	\$2,467.10
TSP1821GR	5.5	5100	1-1/8"	1450	YGR1125P	57.8	\$2,586.18

ALL PUMPS REQUESTED TO SHIP UPS WILL RECEIVE FOAM PACKAGING TO ENSURE SAFE DELIVERY
NEED PUMP PARTS? CALL US TODAY... WE'RE YOUR PUMP PARTS HEADQUARTERS!



Kit 01



Kit 28



Kit 69

PUMP MODEL	VALVES (6 per kit)	OIL SEAL PISTON	PACKINGS	PACKINGS W / BRASS *	PISTONS *	VALVE CAPS or CAP	PISTON BOLTS	HEAD RINGS	CRANK OIL SEAL
EP1508G8	KIT269	KIT271	KIT273	KIT276	58040109	KIT270	99169000*	N/A	90168700
EP1313G8	KIT269	KIT271	KIT272	KIT275	58040009	KIT270	99169000*	N/A	90168700
ET1504E34	KIT309	KIT311	KIT312	KIT313	53040009	KIT310	99169000*	N/A	90167500
EZ2536E, S, EZ2542E	KIT123	KIT023	KIT127	KIT131	44040109	KIT124	N/A	KIT129	90169000
EZ2536S, EZ2542S, EZ3042S	KIT123	KIT023	KIT127	KIT131	44040109	KIT124	N/A	KIT129	90164100
EZ2545E, EZ2555E, EZ3030G34, EZ3035G, EZ3040G, EZ3045G	KIT123	KIT023	KIT088	KIT130	52040009	KIT124	N/A	KIT090	90169000
EZ2545S, EZ2555S, EZ3040S	KIT123	KIT023	KIT088	KIT130	52040009	KIT124	N/A	KIT090	90164100
EZ4040G34, EZ4030G34, EZ4035G	KIT123	KIT023	KIT153	KIT156	44040266	KIT124	N/A	KIT155	90169000

* 3 Required Per Pump

ONLY GENUINE GP PARTS SEE PAGE 37 FOR GP PUMP KIT PRICING



GENERAL PUMP KIT CHART


PUMP MODEL	VALVES (6 per kit)	OIL SEAL PISTON	PACKINGS	PACKINGS W / BRASS *	PISTONS *	VALVE CAPS or CAP	PISTON BOLTS	HEAD RINGS	CRANK OIL SEAL
T9721B, T9731B, T721B, T731B, T911, T991, T9951, T9971, TT9351, TT9441	KIT001	KIT023	KIT019	KIT027	50040409	KIT004	KIT006	KIT021	90163400
T921, T1321, TS921, TS1321, TS1621	KIT001	KIT002	KIT148	KIT029	47040509	KIT004	KIT006	KIT011	KIT003
T1011, T1021, TS1711	KIT001	KIT002	KIT069	KIT028	47040409	KIT004	KIT006	KIT007	KIT003
T1621, TS1621	KIT001	KIT002	KIT148	KIT029	47040509	KIT005	KIT006	KIT011	KIT003
T9211, TS2011-N, TS2021-N, TS1331, TS1711, T9211-N	KIT001	KIT002	KIT069	KIT028	47040409	KIT005	KIT006	KIT007	KIT003
T9281	KIT001	KIT002	KIT109	KIT112	47040856	KIT106	KIT107	KIT108	KIT003
T41	KIT062	KIT037	KIT038	KIT039	69040009	N/A	KIT074	KIT041	KIT032
T5050	KIT150	KIT002	KIT109	KIT151	47040856	N/A	N/A	KIT108	KIT003
T61	KIT043	KIT044	KIT079	KIT080	76040209	98242000	KIT074	KIT048	KIT032
T9051EBF	KIT001	KIT083	KIT097	KIT096	51040009	KIT084	N/A	N/A	90164400
TC1308G6UIA	KIT256	KIT083	KIT254	KIT255	60040509	In 98221400 Out 98213600	99165900	KIT257	90409700
TC1504E345UI, TC1505E345, TC1506G, TC1507G, TC1508G, TC1509G	KIT123	KIT083	KIT196	KIT226	60040009	98221400	N/A	N/A	90167500
TC1507S34, TC1508S34, TC1509S17, TC1511S17	KIT123	KIT083	KIT196	KIT226	60040009	98221400	N/A	N/A	90163400
TC1809E175	KIT123	KIT083	KIT197	KIT227	60040109	98221400	N/A	N/A	90167500
TC1809S17, TC1811S17	KIT123	KIT083	KIT197	KIT227	60040109	98221400	N/A	N/A	90163400
TP2520J34, TP2526J34, TP2530J34, TP2533J34	KIT123	KIT083	KIT097	KIT096	51040009	98221600	N/A	N/A	90164400
TS1011, TS1021, TS1511, TS1811	KIT001	KIT002	KIT069	KIT028	47040409	KIT004	KIT006	KIT007	KIT003
TSS1021, TSS1511	KIT001	KIT002	KIT069	KIT028	47040409	KIT004-F	KIT006	KIT007	KIT003
TS1041, TS1531	KIT062	KIT037	KIT069	KIT082	47040409	98231200	KIT054	KIT007	KIT032
TSF1819	KIT169	KIT002	KIT180	KIT176	66040309	66130041	66219566	N/A	KIT003
TSF2019, TSF2021	KIT169	KIT002	KIT170	KIT171	66040009	66130041	66219566	N/A	KIT003
TSF2219, TSF2221	KIT169	KIT002	KIT172	KIT173	66040109	66130041	66219566	N/A	KIT003
TSF2421	KIT169	KIT002	KIT181	KIT182	66040409	66130041	66219566	N/A	KIT003
TSP1619, TSP1621	KIT15066	KIT002	KIT174	KIT175	66040209	66130141	66219566	N/A	KIT003
TSP1819, TSP1821	KIT15066	KIT002	KIT180	KIT176	66040309	66130141	66219566	N/A	KIT003
TT901, TT931, TT941, TT951, TT9111	KIT001	KIT083	KIT141	KIT140	51040109	KIT084	N/A	N/A	90163400
TT2028, TT2035E,G, TT1540GBF, TT9061E, G, TT9071E,G	KIT001	KIT083	KIT097	KIT096	51040009	KIT084	N/A	N/A	90164400
TT9351, TT9441	KIT001	KIT023	KIT088	KIT092	52040009	KIT004	KIT006	KIT090	90163400
TX1505G6, TX1506G8, TX1508G8 / S34	KIT123	KIT159	KIT160	KIT166	52040009	KIT124	N/A	N/A	90168700
TX1508S34, TX1510S34, TX1512S17	KIT123	KIT159	KIT160	KIT166	52040009	KIT124	N/A	N/A	90164100
TX1510G8 / UIA	KIT123	KIT159	KIT160	KIT166	52040009	KIT124	N/A	N/A	90169000
TX1810S17, TX1812S17	KIT123	KIT159	KIT161	KIT167	44040109	KIT124	N/A	N/A	90164100

* 3 Required Per Pump

ONLY GENUINE GP PARTS SEE PAGE 37 FOR GP PUMP KIT PRICING

514-494-5000 / 1-877-494-5001


Le prix est à titre indicatif / The price is as an indicator only (CONTACTEZ-NOUS / CONTACT US)



2DX20ES



4DNX25GSI



67DX39G1I

PUMPS WITH BUILT-IN UNLOADER & INJECTOR

PART #	GPM	PSI	SHAFT	RPM	BORE DIA.	STROKE	WT	LIST
Electric Flange								
2DX15ES.MIST	1.5	2000	5/8"	3450	16mm	3.0mm	10.7	\$1,077.46
2DX20ES	2	2000	5/8"	3450	16mm	4.0mm	10.7	\$1,047.44
Gas Flange								
2DX30GS	3.1	2000	3/4"	3450	16mm	6.2mm	10.7	\$1,047.44
4DNX25GSI	2.5	2850	3/4"	3450	14mm	6.8mm	10.7	\$572.18
4DNX27GSI	2.7	2850	3/4"	3450	14mm	7.2mm	10.7	\$578.55
4SPX32G1I	3.2	3450	1"	3450	14mm	8.3mm	13.9	\$943.75
67DX39G1I	3.9	4000	1"	3450	14mm	10.3mm	17.5	\$918.74

**ALL PUMPS REQUESTED TO SHIP UPS WILL RECEIVE FOAM PACKAGING TO ENSURE SAFE DELIVERY
NEED PUMP PARTS? CALL US TODAY... WE'RE YOUR PUMP PARTS HEADQUARTERS!**




34262


**FOR GENUINE
CAT PUMPS
REPLACEMENT
PARTS**

See page 31


**Don't see the exact
Cat Pumps® model you need?
Call us today.
We can have it drop shipped
for the RIGHT price!**



2SFX20ES(3)



2SFX30GS



4SF35GS1

PUMPS WITH UNLOADER

(continued on next page)


PART #	GPM	PSI	SHAFT	RPM	BORE DIA.	STROKE	WT	LIST
Electric Flange-SFX Models With Oil & Bypass Hose								
2SFX20ES	2	2000	5/8"	3450	18mm	3.1mm	11.83	\$1,153.29
2SFX20ES(3)*	2	2000	5/8"	3450	18mm	3.1mm	11.83	\$1,200.68
2SFX22ES	2.2	2000	5/8"	3450	18mm	3.35mm	11.83	\$1,153.29
2SFX30ES	3	2000	5/8"	3450	18mm	4.5mm	11.83	\$1,153.29
2SFX30ES3*	3	2000	5/8"	3450	18mm	4.5mm	11.83	\$1,344.45
Gas Flange-SFX Models With Oil & Bypass Hose								
2SFX30GS	3	2000	3/4"	3450	18mm	4.8mm	11.83	\$1,225.97
2SFX30GZ	3	2500	3/4"	3450	18mm	4.8mm	11.83	\$1,303.37
Gas Flange-SF Models (No Oil)								
4SF45GS1	4.5	3000	1"	3200	20mm	6.5mm	24.31	\$2,560.94
4SF50GS1	5	3000	1"	3200	20mm	7.0mm	24.31	\$2,560.94
4SF35GS1	3.5	3500	1"	3200	20mm	5.0mm	24.31	\$2,560.94
4SF40GS1	4	3500	1"	3200	20mm	5.7mm	24.31	\$2,560.94

* 190 Degree Seals


**ALL PUMPS REQUESTED TO SHIP UPS WILL RECEIVE FOAM PACKAGING TO ENSURE SAFE DELIVERY
NEED PUMP PARTS? CALL US TODAY... WE'RE YOUR PUMP PARTS HEADQUARTERS!**

514-494-5000 / 1-877-494-5001


Le prix est à titre indicatif / The price is as an indicator only (CONTACTEZ-NOUS / CONTACT US)



2SF20ES.3



2SF22ELS



4SF45ELS

PUMPS WITH UNLOADER


PART #	GPM	PSI	SHAFT	RPM	BORE DIA.	STROKE	WT	LIST
Electric Flange-SF Models (No Oil)								
2SF30ES	1.5	1500	5/8"	1725	18mm	4.5mm	10.6	\$1,135.91
2SF29ELS	2.85	1500	5/8"	1725	18mm	8.5mm	10.6	\$1,233.86
2SF30ES	3	1500	5/8"	3450	18mm	4.5mm	10.6	\$1,135.91
2SF10ES	0.5	2000	5/8"	1725	18mm	1.7mm	10.6	\$1,135.91
2SF20ES	1	2000	5/8"	1725	18mm	3.1mm	10.6	\$1,135.91
2SF10ES	1	2000	5/8"	3450	18mm	1.7mm	10.6	\$1,135.91
2SF20ES	2	2000	5/8"	3450	18mm	3.1mm	10.6	\$1,135.91
2SF20ES.3*	2	2000	5/8"	3450	18mm	3.1mm	10.6	\$1,311.27
2SF22ELS	2.2	2000	5/8"	1725	18mm	6.3mm	10.6	\$1,153.29
2SF22ELS.3*	2.2	2000	5/8"	1725	18mm	6.3mm	10.6	\$1,344.45
4SF45ELS	4.5	3000	1-1/8"	1725	20mm	11.1mm	24.31	\$2,625.71
4SF50ELS	5	3000	1-1/8"	1725	20mm	11.5mm	24.31	\$2,625.71
4SF32ELS	3.2	3500	1-1/8"	1725	20mm	7.9mm	24.31	\$2,849.80
4SF40ELS	4	3500	1-1/8"	1725	20mm	9.7mm	24.31	\$2,625.71

* 190 Degree Seals


**ALL PUMPS REQUESTED TO SHIP UPS WILL RECEIVE FOAM PACKAGING TO ENSURE SAFE DELIVERY
NEED PUMP PARTS? CALL US TODAY... WE'RE YOUR PUMP PARTS HEADQUARTERS!**

514-494-5000 / 1-877-494-5001


Le prix est à titre indicatif / The price is as an indicator only (CONTACTEZ-NOUS / CONTACT US)



66DX30GG1




66DX35GG1



66DX40GG1

GAS FLANGE HOLLOW SHAFT PUMPS

PART #	GPM	PSI	SHAFT	RPM	BORE DIA.	STROKE	WT	LIST
66DX30GG1	3	4000	1"	3400	14mm	8.6mm	26.15	\$1,769.43
66DX35GG1	3.5	4000	1"	3400	14mm	10.0mm	26.15	\$1,172.42
66DX40GG1	4	4000	1"	3400	14mm	11.4mm	26.15	\$1,156.94



3CP1120G



5CP3120G1

GEAR REDUCED PUMPS FOR 1" SHAFT ENGINES


PART #	GPM	PSI	SHAFT	RPM	GEAR REDUCER	WT	LIST
34G1	4	1800	20mm	1725	8061	20.1	\$2,840.58
56G1	8	1800	24mm	1760	8071	36.8	\$4,913.34
3CP1120G	3.5	2200	16.5mm	1420	8075	19.84	\$1,870.87
3CP1120G.3*	3.5	2200	16.5mm	1420	8075	19.84	\$2,346.07
58G1	5	2500	24mm	1570	8051	30.7	\$3,780.58
5CP5135CSSG1	5	3500	20mm	1515	8076	26.5	\$3,402.86
5CP5150G1	5	3000	20mm	1570	8076	26.4	\$2,993.82
45G1	4.5	3500	20mm	1645	8065	25.3	\$2,619.23
5CP3120G1	4.5	3500	20mm	1645	8076	26.4	\$1,974.81
5CP5140CSSG1	5.5	3500	20mm	1500	8076	26.5	\$2,377.67
59G1	5.5	3500	24mm	1570	8071	36.8	\$4,976.53
60G1	4.5	4000	24mm	1570	8071	36.8	\$5,016.02
700G1	4.5	5000	24mm	1700	8071	43.7	\$6,287.80

*190 Degree Seals


**ALL PUMPS REQUESTED TO SHIP UPS WILL RECEIVE FOAM PACKAGING TO ENSURE SAFE DELIVERY
NEED PUMP PARTS? CALL US TODAY... WE'RE YOUR PUMP PARTS HEADQUARTERS!**

514-494-5000 / 1-877-494-5001


Le prix est à titre indicatif / The price is as an indicator only (CONTACTEZ-NOUS / CONTACT US)



2520



3CP1120



5CP3120CSS


SOLID SHAFT PUMPS

PART #	GPM	PSI	SHAFT	RPM	BORE DIA.	STROKE	WT	LIST
Piston Pumps								
390	12	600	20mm	1200	32mm	16mm	18.8	\$2,606.75
2520**	25	800	30mm	772	38mm	36mm	69.3	\$9,145.75
430	5	1000	16.5mm	1040	20mm	19.5mm	17.7	\$2,219.69
290	3.5	1200	16.5mm	1200	20mm	12mm	12.1	\$1,571.96
323	5	1500	20mm	1000	22mm	17mm	16.6	\$2,393.47
CP Plunger Pumps								
5CP2150W	5	2000	20mm	1725	20mm	12mm	19.14	\$2,011.15
7CP6170	10.5	2000	24mm	1450	22mm	26mm	29.7	\$3,392.73
3CP1130	2.4	2200	16.5mm	1725	18mm	7mm	14.84	\$1,527.72
3CP1140	3.6	2200	16.5mm	1725	18mm	11mm	14.84	\$1,238.94
3CP1140.3*	3.6	2200	16.5mm	1725	18mm	11mm	14.84	\$1,662.00
3CP1120**	4.2	2200	16.5mm	1725	18mm	12.7mm	14.84	\$1,245.17
3CP1120.3*	4.2	2200	16.5mm	1725	18mm	12.7mm	14.84	\$1,662.00
5CP2120W	4	2500	20mm	950	20mm	18mm	19.14	\$2,011.15
5CP5120	5	3000	20mm	1415	18mm	18mm	19.9	\$2,156.49
HTCP 5CP3120	4.5	3500	20mm	1645	16mm	18mm	19.9	\$1,284.54
5CP3120CSS	4.5	3500	20mm	1645	16mm	18mm	19.9	\$1,284.59
5CP3120.3*	4.5	3500	20mm	1645	16mm	18mm	19.9	\$2,286.04
5CP5140	5.5	3500	20mm	1500	18mm	20mm	19.9	\$1,567.38

* 190 Degree Seals

** Shown With Optional Shaft Cover and/or Pump Rails – See Pages 31 and/or 42


**ALL PUMPS REQUESTED TO SHIP UPS WILL RECEIVE FOAM PACKAGING TO ENSURE SAFE DELIVERY
NEED PUMP PARTS? CALL US TODAY... WE'RE YOUR PUMP PARTS HEADQUARTERS!**



310



1530.APP



57

SOLID SHAFT PUMPS


PART #	GPM	PSI	SHAFT	RPM	BORE DIA.	STROKE	WT	LIST
Plunger Pumps								
270	4.25	1000	16.5mm	1725	18mm	13mm	13.9	\$1,614.61
240	3.6	1200	16.5mm	1725	18mm	11mm	13.9	\$1,614.61
270	3.5	1500	16.5mm	1420	18mm	13mm	13.9	\$1,614.61
350	5	1500	20mm	1725	20mm	12mm	19.8	\$2,068.02
1530.APP	15.6	1500	30mm	1450	25mm	30mm	55	\$5,533.61
340	4	1800	20mm	1725	20mm	10mm	19.8	\$2,068.02
1050	12	1800	30mm	1150	24mm	30mm	44	\$5,331.99
310**	4	2200	20mm	950	20mm	18mm	19.8	\$2,068.02
1050	10	2200	30mm	958	24mm	30mm	44	\$5,331.99
53	5	2500	24mm	1100	18mm	24mm	26.5	\$3,559.40
550	5	3000	24mm	1415	16mm	24mm	26.5	\$3,388.78
660	10	3000	30mm	1429	20mm	30mm	44	\$6,510.56
45	4.5	3500	20mm	1645	16mm	18mm	21.1	\$1,929.08
56	5.5	3500	24mm	1210	18mm	24mm	29.25	\$2,931.04
57	4.5	4000	24mm	1285	18mm	18.5mm	29.25	\$3,116.05
700	4.5	5000	24mm	1700	14mm	24mm	28.45	\$4,560.78

** Shown With Optional Shaft Cover and/or Pump Rails – See Pages 31 and/or 42

**ALL PUMPS REQUESTED TO SHIP UPS WILL RECEIVE FOAM PACKAGING TO ENSURE SAFE DELIVERY
NEED PUMP PARTS? CALL US TODAY... WE'RE YOUR PUMP PARTS HEADQUARTERS!**

514-494-5000 / 1-877-494-5001


Le prix est à titre indicatif / The price is as an indicator only (CONTACTEZ-NOUS / CONTACT US)



2531



781



3535

INDUSTRIAL SOLID SHAFT PUMPS

PART #	GPM	PSI	SHAFT	RPM	BORE DIA.	STROKE	WT	LIST
2530	25	1000	30mm	1025	32mm	38.5mm	82	\$9,731.87
2531**	25	1000	30mm	1025	32mm	38.5mm	82	\$18,162.11
291	3.5	1200	16.5mm	1200	20mm	12mm	12.1	\$5,445.80
291.0110	3.5	1200	16.5mm	1200	20mm	12mm	12.1	\$5,616.11
3535**	36	1200	35mm	800	40mm	48mm	139	\$13,608.40
237	2.3	1500	16.5mm	1725	18mm	7mm	13.4	\$3,010.80
3CP1241	3.6	2000	16.5mm	1725	18mm	11mm	14.84	\$4,247.56
5CP6241CS	4	2000	20mm	1725	20mm	10mm	20	\$6,560.90
2510	20	2000	30mm	1450	25mm	38.5mm	79	\$10,360.39
3520	23	2000	35mm	800	32mm	48mm	139	\$14,415.33
1057	10	2200	30mm	958	24mm	30mm	44	\$10,360.39
3560	25	3000	35mm	1450	25mm	48mm	142	\$17,405.86
3560	20	4000	35mm	1160	25mm	48mm	142	\$17,405.86
781**	4.5	5000	24mm	1700	14mm	24mm	48.1	\$12,742.68

** Shown With Optional Shaft Cover and/or Pump Rails – See Pages 31 and/or 42

**ALL PUMPS REQUESTED TO SHIP UPS WILL RECEIVE FOAM PACKAGING TO ENSURE SAFE DELIVERY
NEED PUMP PARTS? CALL US TODAY... WE'RE YOUR PUMP PARTS HEADQUARTERS!**



7022

**CHECK OUT OUR
INDUSTRIAL
UNLOADERS &
REGULATORS
ON PAGE 45**

**Don't see the exact
Cat Pumps® model you need?
Call us today.
We can have it drop shipped
for the RIGHT price!**

CAT PUMPS KIT CHART



34260



34262



48752

PUMP
MODEL

VALVE KIT

SEAL KIT
Standard NBR

SEAL KIT
High Temp.

CERAMIC
Single Plunger

SHAFT
PROTECTOR

RAIL
KIT

Plunger Pumps

2SF, (All) & 2SFX-GZ	Inlet, 34668*	34053	33953	45847	N/A	N/A
2SF29ELS Only	Outlet, 34052*	34053	33953	45429	N/A	N/A
2SFX, (All) Except 2SFX-GZ	Inlet, 34668*	34053	33953	45847	N/A	N/A
	Outlet, 34056*	34053	33953	45847	N/A	N/A
4SF	Inlet, 34770*	34054	N/A	45848	N/A	N/A
	Outlet, 34055*	34054	N/A	45848	N/A	N/A
2DX	33057	33053	N/A	542403	N/A	N/A
3DX	33057	30530	N/A	542403	N/A	N/A
3DNX	31647	31684	N/A	547091	N/A	N/A
4DNX	76976	76975	N/A	547091	N/A	N/A
3SP	31647	31674	N/A	547091	N/A	N/A
4SPX32G1I	76976	76977	N/A	547091	N/A	N/A
66DX, 6DX	34260*	34262	N/A	48752	N/A	N/A
67DX	76260	76262	N/A	49367	N/A	N/A
3CP1120, 1120G, 1130, 1140	33062*	33983	31983	46976	118672	30612
5CP3120*	33060*	33629	31665	46884	118672	30611
5CP2120B, 2140B, 2150B, 5CP2120W, 2140WCS, 2150W	30821*	33628	31638	46841	118672	30611
5CP5120, 5140, 5140CSSG1	33060*	33630	76645	49655	118672	30611
240, 270	30915	30914	33915	43901	25130	30612
30, 31, 310, 310B, 310S, 34, 34G1, 340, 340B, 340S, 35, 350, 350B, 350S	30821*	30623	33623	43367	118672	30611
45, 45G1	30683*	30629	N/A	45783	N/A	30611
51, 51G, 55	30820*	30610	N/A	43311	N/A	30611
53, 58, 58G1	30820*	30488	N/A	43232	N/A	30611
56, 56G1, 57, 59, 59G1, 60, 60G1	33820*	30799	76799	43232	N/A	30611
70, 70G1	33822*	33799	N/A	45890	N/A	30611
700, 700G1	76081	76079	N/A	45890	N/A	30611
1530.APP	31360*	31355	N/A	48606	30764	30613


Piston Pumps

280, 281	30024	30305	30023	30202	25130	30612
290, 291	30024	30305	76023	30860	25130	30612
323	30859	34011	30993	30992	118672	30611
390	34010	31825	31822	31823	118672	30611
430	30686	30312	30023	30210	25130	30611
2520	30767	30482	30256	30252	26516	30614

* 3 Valves Per Kit

ONLY GENUINE CAT PUMPS PARTS

SEE PAGE 37 FOR CAT PUMP KIT PRICING




GXR2224-212



GXH2525A-111H


DEVILBISS
REPLACEMENT PUMP




PUMPS WITH BUILT-IN UNLOADER & INJECTOR

PART #	GPM	PSI	SHAFT	RPM	BORE DIA.	STROKE	WT	LIST
Vertical Shaft Pumps								
GXR2224-212	2.2	2400	7/8"	3450	16mm	4.7mm	9.0	\$426.56
Horizontal Shaft Pumps								
GXH2525-111H	2.5	2500	3/4"	3450	16mm	5.1mm	9.0	\$493.40
GXH2525A-111H*	2.5	2500	7/8" Short	3450	16mm	5.1mm	9.0	\$393.78


*Devilbiss pump is under black plastic cover. (for short shaft Honda engine)



P219R



P316L



P422R

SOLID SHAFT PUMPS


PART #	GPM	PSI	SHAFT	RPM	BORE DIA.	STROKE	WT	LIST
P420AL	12.8	2175	28mm	1450	25mm	24mm	36.5	\$3,981.22
P219R	4.2	2500	24mm	1750	18mm	12.4mm	11.7	\$1,216.48
P220L	4.7	2500	24mm	1750	18mm	14.1mm	11.7	\$1,216.48
P316L	5	2750	24mm	1750	18mm	15mm	16	\$1,279.68
P316R	5	2750	24mm	1750	18mm	15mm	16	\$1,279.68
P422R	9.9	3000	28mm	1450	22mm	24mm	36.5	\$3,981.22
P316R	4.1	3300	24mm	1450	18mm	15mm	16	\$1,279.68
P314R	4.4	4000	24mm	3450	12mm	15mm	16	\$1,311.27

R suffix = Right-hand Shaft / L suffix = Left-hand Shaft

**ALL PUMPS REQUESTED TO SHIP UPS WILL RECEIVE FOAM PACKAGING TO ENSURE SAFE DELIVERY
NEED PUMP PARTS? CALL US TODAY... WE'RE YOUR PUMP PARTS HEADQUARTERS!**

514-494-5000 / 1-877-494-5001

Le prix est à titre indicatif / The price is as an indicator only (CONTACTEZ-NOUS / CONTACT US)



P-55W



LP301A

INDUSTRIAL SOLID SHAFT PUMPS

PART #	GPM	PSI	SHAFT	RPM	BORE DIA.	STROKE	WT	LIST
P-55W	6	1000	24mm	1720	18mm	18.1mm	18	\$1,990.61
LP122A-4000	35.4	1300	35mm	800	42mm	42mm	116	\$18,166.16
LP122A-4000	40	2000	35mm	885	42mm	42mm	116	\$18,166.16
P-55W	4.9	2320	24mm	1420	18mm	18.1mm	18	\$1,990.61
P-54W	4.8	3300	24mm	1750	16mm	18.1mm	19	\$2,329.75
P-54W	4	4000	24mm	1450	16mm	18.1mm	19	\$2,329.75
LP301A	14.1	4000	35mm	1000	24mm	42mm	110	\$13,027.44
LP301A	18	4000	35mm	1277	24mm	42mm	110	\$13,027.44

ALL PUMPS REQUESTED TO SHIP UPS WILL RECEIVE FOAM PACKAGING TO ENSURE SAFE DELIVERY
NEED PUMP PARTS? CALL US TODAY... WE'RE YOUR PUMP PARTS HEADQUARTERS!



09119



09465



09466

PUMP MODEL	PLUNGER DIAMETER	VALVE ASSY. KIT	PACKING KIT Standard NBR	OIL SEALS	PLUNGERS	UNLOADER REPAIR KIT
GXH Series	16mm	09466	09465	09468	06287*	09467
GXR Series	16mm	09466	09465	09468	06287*	09534

PUMP MODEL	PLUNGER DIAMETER	VALVE ASSY. KIT	PACKING KIT Standard NBR	PACKING KIT High Temp.	PACKING KIT Teflon	PACKING KIT Viton	OIL SEALS	PLUNGERS
P217-P221, P227 & P230	18mm	09116	09164	09599	09164-0021	09164-0011	09144	08469*
P316, P317, P319, P322, P323 & P325	18mm	09116	09119	09599	N/A	09456	09144	08453*
P314 & P321	12mm	09116	09152	N/A	N/A	09152-0011	09144	08413*
P318 & P324	20mm	09116	09145	N/A	N/A	N/A	09144	08452*
P340	18mm	09116	09507	N/A	N/A	N/A	09144	08453*
P420 & P425	25mm	09143	09140	N/A	09140-0021	09140-0011	09641	08398*
P422 & P423	22mm	09143	09295	N/A	N/A	N/A	09641	06247*
P-54W	16mm	09168	09167	N/A	N/A	N/A	09202	07778*
P-55W	20mm	09041	09088	N/A	N/A	N/A	07206*	09539
LP122A-4000	42mm	09136	09477	N/A	N/A	N/A	07133*	07736*
LP301A	24mm	09196	09459	N/A	N/A	N/A	07133*	07127*

*3 Required Per Pump

ONLY GENUINE GIANT PUMP PARTS

SEE PAGE 36 FOR KIT PRICING



SLV10-AA48

SLV SERIES PUMP (12 VDC)

Automatic Demand Pump w/Manual Switch & 2-pin Connector

PART #	GPM	PSI	AMPS	DESCRIPTION	WT	LIST
SLV10-AA48	0.90	3	1.8	1.0 GPM open flow, Viton® valves,	1.6	\$138.95
	0.73	10	2.1	Santoprene® diaphragm, 40 PSI		
	0.62	20	2.3	Demand Switch, 3/8" Barb Ports,		
	0.49	30	2.5	Integral on/off switch included		

2088 SERIES DIAPHRAGM PUMP (12 VDC)

Standard Demand Pump

PART #	GPM	PSI	AMPS	DESCRIPTION	WT	LIST
2088-343-135	2.80	10	5.3	3.0 GPM open flow, Viton® valves,	4.8	\$273.04
	2.69	20	5.5	Santoprene® diaphragm, 45 PSI		
	2.36	30	6.7	Demand Switch, 1/2" MSPT Ports,		
	2.05	40	7.7	Poly Housing		

NOTE: 1/2" – 14 National American Straight Pipe Thread, requires SHURflo swivel type fittings

2088 SERIES DIAPHRAGM PUMP (12 VDC)

Premium Demand Pump w/Splash-Proof ShurCoated Motor

PART #	GPM	PSI	AMPS	DESCRIPTION	WT	LIST
2088-713-534	2.90	10	5.6	3.6 GPM open flow, Santoprene®	6.3	\$387.46
	2.60	20	7.1	valves, Santoprene® diaphragm,		
	2.30	30	8.4	45 PSI Demand Switch, 1/2" MSPT		
	2.07	40	9.0	Ports, Poly Housing		

NOTE: 1/2" – 14 National American Straight Pipe Thread, requires SHURflo swivel type fittings



2088-713-534

2088 SERIES DIAPHRAGM PUMP (115 VAC)

Automatic Demand Pump

PART #	GPM	PSI	AMPS	DESCRIPTION	WT	LIST
2088-394-154	2.71	10	0.65	3.2 GPM open flow, Viton® valves,	5.05	\$368.74
	2.41	20	0.77	Santoprene® diaphragm, 45 PSI		
	2.10	30	0.89	Demand Switch, 1/2" MSPT Ports,		
	1.84	40	0.98	Poly Housing		

NOTE: 1/2" – 14 National American Straight Pipe Thread, requires SHURflo swivel type fittings



2088-394-154

8000 SERIES DIAPHRAGM PUMP (12 VDC)

High Pressure Demand Pump

PART #	GPM	PSI	AMPS	DESCRIPTION	WT	LIST
8000-543-238	1.45	20	4.2	1.8 GPM open flow, Viton® valves,	4.65	\$247.20
	1.31	40	5.5	Santoprene® diaphragm, 100 PSI		
	1.22	60	6.5	Demand Switch, 3/8" NPT-Female		
	0.96	100	8.7	Ports, Poly Housing		



8000-543-238


DON'T SEE THE EXACT SHURFLO PUMP THAT YOU NEED, CALL US TODAY.

514-494-5000 / 1-877-494-5001


Le prix est à titre indicatif / The price is as an indicator only (CONTACTEZ-NOUS / CONTACT US)



94-232-05



94-375-18




94-230-36

MODEL NUMBER	COMPLETE PUMPHEAD ASSEMBLY	SWITCH ASSEMBLY	CHECK VALVE ASSEMBLY	UPPER HOUSING	BYPASS / NON-BYPASS VALVE ASSEMBLY	DRIVE / IMPELLER DIAPHRAGM ASSEMBLY	MOTOR
2088-343-135	94-236-11	94-230-36	94-237-05	94-231-30	94-232-05	94-238-03	94-11-111-00
2088-713-534	94-236-14	*	94-237-00	94-231-10*	94-232-06	94-238-03	N/A
2088-394-154	94-236-11	94-230-36	94-237-05	94-231-30	94-232-05	94-238-03	94-11-150-10
8000-543-238	N/A	94-375-18	94-374-08	94-379-00	94-390-05	94-385-32**	94-11-111-00

*Upper Housing w/Switch Assembly

**Drive Assembly Only

SEE PAGE 37 SHURFLO FOR DIAPHRAGM PUMP KIT PRICING



8-150-01

ADAPTERS

PART #	DESCRIPTION	WT	LIST
8-150-01	1/2" [12mm] NPT-Female x 3/4" [19mm] MGHT (Male Garden Hose Thread)	.04	\$2.58


NOTE: Fittings available only in nylon – CHECK CHEMICAL COMPATIBILITY



234-2926

STRAIGHT POLY SWIVEL BARB WITH WINGNUT

PART #	DESCRIPTION	WT	LIST
234-2916	3/8" [9.5mm] Barb – 1/2" NPT-F	.03	\$1.78
234-2926	1/2" [12.7mm] Barb – 1/2" NPT-F	.03	\$1.78
234-2946	3/4" [19mm] Barb – 1/2" NPT-F	.03	\$1.92



234-3916

ELBOW POLY SWIVEL BARB WITH WINGNUT

PART #	DESCRIPTION	WT	LIST
234-3916	3/8" [9.5mm] Barb – 1/2" NPT-F	.03	\$1.78
234-3926	1/2" [12.7mm] Barb – 1/2" NPT-F	.03	\$1.78
234-3946	3/4" [19mm] Barb – 1/2" NPT-F	.03	\$1.92

DON'T SEE THE EXACT SHURFLO PART THAT YOU NEED, CALL US TODAY.

514-494-5000 / 1-877-494-5001

Le prix est à titre indicatif / The price is as an indicator only (CONTACTEZ-NOUS / CONTACT US)

KIT CHART PRICING

O.E.M. PUMP KIT CHART PRICING

PART NO	LIST	PART NO	LIST
AR1380090	\$24.37	43500	\$16.71
AR1380740	\$14.10	44100251	\$5.31
AR1829	\$19.66	45900	\$62.20
AR1855	\$82.56	46233	\$3.11
AR1857	\$145.23	46618	\$6.93
AR2546	\$242.79	46749	\$5.95
AR2864	\$77.79	46759	\$42.84
AR42213	\$679.41	46838	\$16.88
KIT001	\$94.08	46884	\$113.75
KIT002	\$14.77	47040409	\$106.05
KIT004	\$158.89	47080570	\$15.48
KIT004-F	\$208.34	47215	\$9.42
KIT006	\$51.50	48201	\$7.47
KIT007	\$25.17	48597	\$67.71
KIT028	\$68.91	48606	\$280.82
KIT069	\$142.67	48752	\$86.03
KIT169	\$308.91	48755	\$5.34
KIT170	\$243.64	48759	\$34.12
KIT171	\$179.51	48760	\$35.91
KIT220	\$558.66	48911	\$17.59
KIT269	\$104.84	49367	\$90.64
KIT270	\$146.53	49369	\$6.74
KIT271	\$37.01	49371	\$3.20
KIT272	\$128.96	49374	\$32.35
KIT275	\$90.25	49380	\$52.43
VPK001	\$50.50	49804	\$35.37
VPK002	\$71.10	542403	\$104.86
VPK003	\$74.19	542405	\$5.51
VPK010	\$47.50	547091	\$103.08
VPK011	\$75.07	547104	\$46.92
VPK012	\$75.07	547357	\$30.40
VPK020	\$39.41	58040009	\$72.94
VPK021	\$49.34	58050066	\$71.37
VPK030	\$97.21	66040009	\$150.96
VPK031	\$183.28	66050064	\$172.09
VPK032	\$204.33	66130341	\$90.05
VPK040	\$35.07	66219566	\$64.82
VPK041	\$38.53	76118	\$130.85
VPK042	\$38.53	76124	\$121.97
VP3201950	\$23.77	76134	\$151.50
VP960850	\$39.60	76156	\$187.47
30530	\$204.88	76157	\$84.93
31355	\$650.80	899110	\$150.16
31360	\$554.38	899410	\$158.39
31665	\$523.38	899509	\$28.33
33057	\$261.69	99169000	\$12.12

FOR CHART - SEE PAGE 11

AR PUMP KIT CHART PRICING

PART NO	LIST	PART NO	LIST
AR1260151	\$22.39	AR2746	\$226.60
AR1320340	\$1.27	AR2747	\$127.64
AR1320351	\$21.14	AR2759	\$411.82
AR1380090	\$24.37	AR2776	\$385.04
AR1380150	\$26.78	AR2777	\$397.49
AR1380160	\$26.78	AR2778	\$267.93
AR1520120	\$1.42	AR2779	\$257.83
AR1780090	\$12.79	AR2780	\$166.77
AR1780100	\$9.00	AR2781	\$78.47
AR1780110	\$12.79	AR2782	\$165.96
AR1780120	\$8.61	AR2783	\$176.76
AR1815	\$11.47	AR2784	\$124.72
AR1816	\$13.24	AR2785	\$152.46
AR1828	\$74.53	AR2786	\$51.57
AR1829	\$19.66	AR2787	\$73.95
AR1855	\$82.56	AR2811	\$604.01
AR1857	\$145.23	AR2815	\$541.45
AR1860	\$60.18	AR2816	\$554.95
AR1864	\$63.31	AR2820	\$590.35
AR1872	\$52.26	AR2840090	\$3.23
AR1874	\$115.73	AR2840540	\$4.11
AR1887	\$185.33	AR2840550	\$14.53
AR1888	\$185.33	AR2840561	\$1.10
AR1941190	\$16.62	AR2864	\$77.79
AR1941350	\$16.62	AR2869	\$63.31
AR1981570	\$8.33	AR2871	\$207.48
AR2167	\$40.28	AR2873	\$57.62
AR2185	\$275.43	AR2874	\$214.56
AR2186	\$52.95	AR2875	\$237.55
AR2187	\$171.13	AR3200120	\$21.49
AR2188	\$52.84	AR3200130	\$27.92
AR2189	\$80.54	AR3220120	\$31.16
AR2191	\$6.16	AR3220130	\$28.36
AR2233	\$15.53	AR3220140	\$31.16
AR2234	\$40.14	AR3220150	\$28.36
AR2235	\$24.03	AR42120	\$177.10
AR2236	\$19.03	AR42122	\$14.46
AR2513	\$157.79	AR42123	\$26.47
AR2520	\$111.91	AR42161	\$40.14
AR2542	\$313.23	AR42171	\$95.42
AR2543	\$322.64	AR42172	\$252.62
AR2544	\$192.18	AR42213	\$679.41
AR2545	\$221.22	AR42467	\$66.44
AR2546	\$242.79	AR42468	\$20.02
AR2547	\$257.03	AR42469	\$70.23
AR2548	\$279.25	AR42474	\$21.14
AR2591	\$27.65	AR42475	\$111.10
AR2628	\$157.82	AR42476	\$45.06
AR2629	\$227.42	AR42547	\$20.02
AR2740	\$6.27	AR42549	\$72.54
AR2741	\$116.00	AR42555	\$17.67
AR2745	\$7.90	AR42556	\$72.54

FOR CHART - SEE PAGE 15

GIANT PUMP KIT CHART PRICING

PART NO	LIST
06247	\$143.14
06287	\$15.48
07127	\$915.88
07133	\$132.40
07206	\$41.85
07736	\$794.47
07778	\$96.53
08398	\$176.35
08413	\$105.10
08452	\$295.39
08453	\$114.73
08469	\$120.86
09041	\$155.61
09088	\$128.48
09116	\$137.18
09119	\$147.21
09136	\$785.93
09140	\$297.88
09140-0011	\$676.09
09140-0021	\$640.11
09143	\$665.28
09144	\$8.33
09145	\$123.23
09152	\$144.24
09152-0011	\$1,169.71
09164	\$144.95
09164-0011	\$493.70
09164-0021	\$912.00
09167	\$374.66
09168	\$321.27
09196	\$778.39
09202	\$123.79
09295	\$413.09
09456	\$690.90
09459	\$663.38
09465	\$46.72
09466	\$16.83
09467	\$16.71
09468	\$12.05
09477	\$640.71
09507	\$306.49
09534	\$15.24
09539	\$454.13
09599	\$564.72
09641	\$34.54

FOR CHART
SEE PAGE 33

KIT CHART PRICING

GENERAL PUMP KIT CHART PRICING

PART NO	LIST	PART NO	LIST
KIT001	\$94.08	KIT173	\$179.51
KIT002	\$14.77	KIT174	\$266.40
KIT003	\$33.29	KIT175	\$183.30
KIT004	\$158.89	KIT176	\$189.39
KIT004-F	\$208.34	KIT180	\$297.58
KIT005	\$247.54	KIT181	\$212.26
KIT006	\$51.50	KIT182	\$179.51
KIT007	\$25.17	KIT196	\$102.72
KIT011	\$22.07	KIT197	\$135.74
KIT019	\$88.88	KIT226	\$79.54
KIT021	\$19.47	KIT227	\$92.34
KIT023	\$38.38	KIT254	\$112.52
KIT027	\$51.15	KIT255	\$86.81
KIT028	\$68.91	KIT256	\$112.71
KIT029	\$74.34	KIT257	\$68.55
KIT032	\$40.28	KIT269	\$104.84
KIT037	\$52.38	KIT270	\$146.53
KIT038	\$165.43	KIT271	\$37.01
KIT039	\$176.98	KIT272	\$128.96
KIT041	\$73.97	KIT273	\$116.02
KIT043	\$418.52	KIT275	\$90.25
KIT044	\$65.23	KIT276	\$97.19
KIT048	\$68.91	KIT309	\$100.95
KIT054	\$86.26	KIT310	\$55.68
KIT062	\$267.05	KIT311	\$33.23
KIT069	\$142.67	KIT312	\$113.42
KIT074	\$198.26	KIT313	\$72.76
KIT079	\$255.76	44040109	\$100.13
KIT080	\$192.52	44040266	\$201.34
KIT082	\$165.09	47040409	\$106.05
KIT083	\$39.29	47040509	\$110.08
KIT084	\$128.94	47040856	\$173.86
KIT088	\$105.06	50040409	\$105.62
KIT090	\$12.32	51040009	\$82.82
KIT092	\$94.54	51040109	\$106.05
KIT096	\$26.98	52040009	\$95.54
KIT097	\$38.60	53040009	\$66.37
KIT106	\$281.71	58040009	\$72.94
KIT107	\$101.20	58040109	\$78.56
KIT108	\$16.76	60040009	\$91.75
KIT109	\$201.59	60040109	\$91.75
KIT112	\$189.19	60040509	\$85.55
KIT123	\$114.86	66040009	\$150.96
KIT124	\$155.79	66040109	\$157.51
KIT127	\$139.69	66040209	\$150.96
KIT129	\$17.22	66040309	\$150.96
KIT130	\$100.31	66040409	\$157.51
KIT131	\$122.39	66130041	\$57.94
KIT140	\$45.50	66130141	\$85.55
KIT141	\$69.78	66219566	\$64.82
KIT148	\$161.00	69040009	\$293.10
KIT150	\$426.51	76040209	\$363.77
KIT15066	\$426.51	90163400	\$17.97
KIT151	\$176.53	90164100	\$22.11
KIT153	\$175.87	90164400	\$20.06
KIT155	\$14.42	90167500	\$31.39
KIT156	\$178.01	90168700	\$31.95
KIT159	\$38.94	90169000	\$31.84
KIT160	\$171.44	90409700	\$3.55
KIT161	\$171.44	98213600	\$18.45
KIT166	\$106.29	98221400	\$28.63
KIT167	\$109.72	98221600	\$22.56
KIT169	\$308.91	98231200	\$59.44
KIT170	\$243.64	98242000	\$80.41
KIT171	\$179.51	99165900	\$17.18
KIT172	\$243.64	99169000	\$12.12

FOR CHART - SEE PAGES 22 & 23

CAT PUMPS KIT CHART PRICING


PART NO	LIST	PART NO	LIST
118672	\$26.07	33623	\$332.28
25130	\$15.95	33628	\$242.75
26516	\$50.72	33629	\$261.69
30023	\$60.61	33630	\$425.26
30024	\$175.62	33799	\$435.59
30202	\$289.71	33820	\$254.81
30210	\$294.40	33822	\$413.21
30252	\$1,011.31	33915	\$375.01
30256	\$239.94	33953	\$382.21
30305	\$60.61	33983	\$168.72
30312	\$201.44	34010	\$401.68
30482	\$152.85	34011	\$79.37
30488	\$232.43	34052	\$156.67
30530	\$204.88	34053	\$228.98
30610	\$392.54	34054	\$351.22
30611	\$63.04	34055	\$268.58
30612	\$50.72	34056	\$196.27
30613	\$104.27	34260	\$106.17
30614	\$206.97	34262	\$163.55
30623	\$230.70	34668	\$141.17
30629	\$390.82	34770	\$142.90
30683	\$225.54	43232	\$220.39
30686	\$198.00	43311	\$257.72
30764	\$49.13	43367	\$216.84
30767	\$646.95	43901	\$159.96
30799	\$421.81	45429	\$76.43
30820	\$228.98	45783	\$163.51
30821	\$185.94	45847	\$67.71
30859	\$201.44	45848	\$80.52
30860	\$327.12	45890	\$202.61
30914	\$259.97	46841	\$113.75
30915	\$395.98	46884	\$113.75
30992	\$581.19	46976	\$113.75
30993	\$277.19	48606	\$280.82
31355	\$650.80	48752	\$86.03
31360	\$554.38	49367	\$90.64
31638	\$354.66	49655	\$122.50
31647	\$282.35	542403	\$104.86
31665	\$523.38	547091	\$103.08
31674	\$230.70	76023	\$70.42
31684	\$191.11	76079	\$491.65
31822	\$177.74	76081	\$465.38
31823	\$758.92	76260	\$234.34
31825	\$170.63	76262	\$201.82
31983	\$342.61	76645	\$510.10
33053	\$130.85	76799	\$559.54
33057	\$261.69	76975	\$157.39
33060	\$125.68	76976	\$227.10
33062	\$125.68	76977	\$552.95

FOR CHART - SEE PAGE 31


SHURFLO DIAPHRAGM PUMP KIT CHART PRICING

PART NO	LIST
94-11-111-00	\$235.16
94-11-150-10	\$327.03
94-230-36	\$40.56
94-231-10	\$110.78
94-231-30	\$23.02
94-232-05	\$79.87
94-232-06	\$29.86
94-236-11	\$241.79
94-236-14	\$195.55
94-237-00	\$19.91
94-237-05	\$34.83
94-238-03	\$53.05
94-374-08	\$22.20
94-375-18	\$39.55
94-379-00	\$31.32
94-385-32	\$84.01
94-390-05	\$68.65


FOR CHART
SEE PAGE 35




KAPPA 55



UDF



KAPPA-75/GR



ZETA-40P/GR

KAPPA/DELTA SERIES DIAPHRAGM PUMPS

PART #	GPM	PSI	# DIAPHRAGMS	HOSE BARB PORTS			SHAFT	WT	LIST
				IN	OUT	BYPASS			
Pumps Without Gear Reducer									
KAPPA 32	9.5	350	2	1"	1/2" (2)	3/4"	UDF	28	\$1,762.92
KAPPA 40	10.5	560	2	1"	1/2" (2)	3/4"	UDF	29	\$1,809.72
KAPPA 55	15.0	560	3	1-1/4"	1/2" (2)	3/4"	UDF	37	\$2,386.95
DELTA75	20	560	3	1-1/4"	1/2" (2)	3/4"	UDF	46	\$3,073.40
DELTA100	26	560	4	1-1/2"	1/2" (2)	3/4"	UDF	52	\$3,780.24
DELTA-100VA/IND	26	560	4	1-1/2"	3/4" FNPT	3/4"	1-3/8" 6-Spine	55	\$3,853.45

UDF = Universal Drive Face

PART #	GPM	PSI	# DIAPHRAGMS	HOSE BARB PORTS			FITS ENGINE SHAFT	WT	LIST
				IN	OUT	BYPASS			
Gear Reduced Pumps									
KAPPA-25/GR	7.0	350	2	1"	1/2" (2)	3/4"	3/4"	28	\$1,794.12
KAPPA-32/GR HR	9.5	560	2	1"	1/2" (2)	3/4"	3/4"	39	\$2,628.79
KAPPA-40/GR	10.5	560	2	1"	1/2" (2)	3/4"	3/4"	39	\$2,831.01
KAPPA-43/GR	10.5	560	3	1"	1/2" (2)	3/4"	3/4"	39	\$2,628.79
DELTA-75/GR	20	560	3	1-1/4"	1/2" (2)	3/4"	1"	58	\$4,110.88
KAPPA-120/GR	35	700	4	1-1/2"	3/4" MNPT	3/4"	1"	130	\$7,114.07

Standard Features: Pulsation dampener & control unit with adjustable pressure regulator, manual dump valve, dual ball valve outlets & pressure gauge. Max. pump speed - 540 RPM

ZETA SERIES DIAPHRAGM PUMPS

PART #	GPM	PSI	# DIAPHRAGMS	HOSE BARB PORTS			FITS ENGINE SHAFT	WT	LIST
				IN	OUT	BYPASS			
ZETA-40P/GR	10.5	300	2	1-1/4"	1/2" (2)	3/4"	3/4"	46	\$3,962.66

Standard Features: Pulsation dampener & control unit with adjustable pressure regulator, manual dump valve, dual ball valve outlets & pressure gauge. Max. pump speed - 540 RPM

ZETA-40P/GR pump has polypropylene and stainless steel liquid handling parts.

DON'T SEE THE EXACT UDOR PUMP THAT YOU NEED, CALL US TODAY.

514-494-5000 / 1-877-494-5001


Le prix est à titre indicatif / The price is as an indicator only (CONTACTEZ-NOUS / CONTACT US)



02-8700.24CK




02-8700.02



02-6006.01 / 8

MODEL SERIES	COMPLETE DIAPHRAGM REPAIR KIT*	LIST	DIAPHRAGM REPAIR KIT	LIST	CONTROL UNIT REPAIR KIT	LIST	VALVE ASSY/ # REQUIRED PER PUMP	LIST
KAPPA 25	02-8700.65CK	\$465.50	02-8700.65	\$150.64	02-6062.A9	\$109.56	02-6006.01 / 4	\$54.31
KAPPA 30/32/40	02-8700.02CK	\$486.59	02-8700.02	\$164.89	02-8701.10	\$109.56	02-6006.01 / 4	\$54.31
KAPPA 33/43/53	02-8700.45CK	\$632.81	02-8700.45	\$173.39	02-6062.A9	\$109.56	02-6006.01 / 6	\$54.31
KAPPA 55	02-8700.26CK	\$653.18	02-8700.26	\$171.69	02-8701.10	\$109.56	02-6006.01 / 6	\$54.31
DELTA/KAPPA75	02-8700.10CK	\$684.27	02-8700.10	\$222.48	02-8701.02	\$109.56	02-6006.01 / 6	\$54.31
DELTA/KAPPA100	02-8700.24CK	\$900.63	02-8700.24	\$251.35	02-8701.02	\$109.56	02-6006.01 / 8	\$54.31
KAPPA 120	02-8700.22CK	\$1,059.41	02-8700.22	\$325.25	02-8701.03	\$184.61	02-6006.08 / 8	\$71.16
ZETA-40P	02-8700.60CK	\$808.06	02-8700.60	\$189.19	02-6062.A9	\$109.56	02-6006.36 / 6	\$86.34

*Complete Diaphragm Repair Kit Includes: Desmopan piston diaphragms, pulsation dampener diaphragm, diaphragm bolts, diaphragm washers, valves, valve o-rings and inlet hose barb o-ring



02-7751.A3

SHAFT ADAPTERS FOR UDF*

PART #	DESCRIPTION	FOR PUMP MODEL	WT	LIST
02-7751.A3	1" Solid Shaft	DELTA/KAPPA-55/75/100	1.25	\$207.56
02-7751.A9	3/4" Solid Shaft with Mounting Rails	KAPPA-30/32/40	3.5	\$260.71
02-7751.A1	1" Solid Shaft with Mounting Rails	KAPPA-30/32/40	3.5	\$260.71

*Universal Drive Face Pump Models

BALL VALVES FOR UDOR CONTROL UNITS




02-0608.45

PART #	DESCRIPTION	WT	LIST
02-0608.45	Ball Valve, Right	.27	\$85.43
02-0608.46	Ball Valve, Left	.27	\$85.43


DON'T SEE THE EXACT UDOR PART THAT YOU NEED, CALL US TODAY.

514-494-5000 / 1-877-494-5001


Le prix est à titre indicatif / The price is as an indicator only (CONTACTEZ-NOUS / CONTACT US)



9910-D252GRGI



9910-D30GRGI



9910-D503GRGI

SERIES 9910 GEAR REDUCED DIAPHRAGM PUMPS

PART #	GPM	PSI	# DIAPHRAGMS	HOSE BARB PORTS			FITS ENGINE SHAFT	WT	LIST
				IN	OUT	BYPASS			
9910-D252GRGI	6.0	290	2	3/4"	3/8"	5/8"	3/4"	14	\$1,970.43
9910-D30GRGI	9.5	580	2	1"	1/2" (2)	3/4"	3/4"	33	\$3,191.97
9910-D503GRGI	13.7	580	3	1-1/4"	1/2" (2)	1"	1"	41	\$3,635.03
9910-D813GRGI	21.4	725	3	1-1/4"	1/2" (3)	1"	1"	66	\$5,372.98

D252 Model: Includes one adjustable relief valve, one pressure/bypass selector, 5/8" HB* bypass port and 3/8" HB* port.
D30/D503/D813 Models Standard Features: Includes pressure gauge, one adjustable high pressure relief valve, one complete bypass lever or knob, 1/2" HB* outlets with individual shut-offs, and HB* bypass.

* HB = Hose Barb

DON'T SEE THE EXACT HYPRO PUMP THAT YOU NEED, CALL US TODAY.



9910-KIT1724




9910-KIT2408



9910-KIT2409

MODEL	DIAPHRAGM KIT	LIST	VALVE KIT	LIST	O-RING KIT	LIST
9910-D252	9910-KIT1723	\$130.25	9910-KIT2408	\$100.52	9910-KIT2409	\$23.03
9910-D30	9910-KIT1724	\$166.95	9910-KIT1917	\$266.80	9910-KIT1916	\$90.49
9910-D503	9910-KIT1881	\$165.37	9910-KIT1987	\$406.85	9910-KIT1984	\$67.10
9910-D813	9910-KIT2479	\$212.17	9910-KIT1963	\$413.44	9910-KIT2376	\$94.40

DON'T SEE THE EXACT HYPRO PUMP KIT THAT YOU NEED, CALL US TODAY.



4101 N



3430-0390



1320-0015



3300-0016

SERIES 4101 4-ROLLER PUMP Agricultural and Industrial Pump

PART #	GPM	PSI	RPM	MAX FLUID TEMP	SHAFT	WT	LIST
4101C	7	150	2600	140° F	5/8"	5.0	\$326.14
4101C-H	7	150	2600	140° F	1/2"H*	5.0	\$332.32
4101N	7	150	2600	140° F	5/8"	5.0	\$546.03
4101N-T3	7	150	2600	140° F	5/8"	5.0	\$546.03
4101XL	7	150	2600	140° F	5/8"	5.0	\$815.96

*1/2" Hollow Shaft

Features: Cast-iron (4101 C & C-H), Ni-Resist (4101N Models), or Silvercast (4101XL) body and rotor, 5/8" 416 solid stainless steel shaft, sealed factory-lubricated ball bearings, Viton® or Buna-N cartridge-type lip seals, Polypropylene (4101N-T3) or Super Rollers which feature the life of polypropylene and the chemical resistance of nylon, and 3/4" FNPT ports are standard.

ROLLER PUMP KITS


PART #	DESCRIPTION	WT	LIST
3430-0390	Super Roller Kit	.21	\$54.98
3430-0158	Polypropylene Roller Kit	.50	\$50.72
1320-0015*	Shaft Adapter Kit	.75	\$62.80

*5/8" x 3/4" for direct mounting to 3/4" gas engines

REGULATOR

PART #	DESCRIPTION	WT	LIST
3300-0016	15 GPM, 250 PSI MAX., 3/4" Inlet/Outlet	.35	\$54.62

DON'T SEE THE EXACT HYPRO PUMP/PART THAT YOU NEED, CALL US TODAY.



6127001200

CHEMICAL SPRAY DIAPHRAGM PUMP Agricultural and Industrial Pump


PART #	GPM	PSI	RPM	MAX FLUID TEMP	SHAFT	WT	LIST
6127001200	3	220	1450	140° F	3/4"	4.0	\$1,207.20
Description: Gear reduced for 3/4" shaft engines, 2 semi-hydraulic diaphragms, polypropylene materials with regulator. Pump rotation: CW or CCW.							
5026.0319.00	Rebuild Kit (Includes Diaphragms & Valves)					.75	\$402.03
1215040900	Regulator Kit					1.0	\$199.74
1220008500	Valve Assembly (4 required per pump)					.04	\$113.59

DON'T SEE THE EXACT COMET PUMP/PART THAT YOU NEED, CALL US TODAY.


PUMP RAIL KITS



PCA255



1348D



47200074

PUMP RAIL KITS

PART #	PUMP MODEL APPLICATION	HT	WT	LIST
Pump Rail Set - Only Order 1 Set Per Pump				
AR2633	Rail Set, Fits AR Pump Models: RC, RR, RK, RK-SS, XM, XM-SS	1-3/4"	1.45	\$34.99
AR2633H	Rail Set, Fits AR Pump Models: RC, RR, RK, RK-SS, XM, XM-SS	2-5/8"	1.7	\$46.09
AR2748	Rail Set, Fits AR Pump Models: RW, SHP, SXW, XW	1-1/4"	1.2	\$26.54
1348D	Rail Set, Fits AR Pump Models: RK, RKA	2"	2.0	\$22.85
PCA255	Rail Set, Fits AR Pump Models: XM, XMA, XT Rail Set Fits Cat Pumps Models: 3CP, 290, 291, 431	1-7/16"	1.9	\$24.71
30613	Rail Set Fits Cat Pumps Models: 7CP	2-19/20" (2.95")	2.3	\$104.27
Pump Rail - 2 Required Per Pump				
47200074	Rail, Fits AR Pump Models: RK, RW, SHP, SXW, SXWA, XW, XWM Rail, Fits GP Pump Models Series 47: T, TS Rail, Fits Cat Pumps Models: 56, 57, 70, 781K Rail, Fits Giant Pump Models: P460	1-1/4"	.65	\$22.11
47200274	Rail, Fits AR Pump Models: RK, RW, SHP, SXW, SXWA, XW, XWM Rail, Fits GP Pump Models Series 66: TSF, TSP	2-5/8"	.85	\$28.87
1346D	Rail, Fits Cat Pumps Models: 310, 390, 45, 57, 70, 5CP	2"	.80	\$9.55
3413D	Rail, Fits GP Pump Models: T991, EZ, TX	2"	.95	\$11.12
50200074	Rail, Fits AR Pump Models: RC, RCA Rail, Fits GP Pump Models: TC, TX, HTX, EZ, T Series 50	7/8"	.55	\$16.27
50200274	Rail, Fits AR Pump Models: RC, RCA Rail, Fits GP Pump Models: TC, TX, HTX, EZ, T Series 50	2-3/8"	.85	\$26.22
1510-0057	Rail, Fits Cat Pumps Models: 1050, 660, 1530.APP	1-7/8"	.75	\$39.03

DON'T SEE THE PUMP RAIL KIT THAT YOU NEED, CALL US TODAY.

514-494-5000 / 1-877-494-5001

Le prix est à titre indicatif / The price is as an indicator only (CONTACTEZ-NOUS / CONTACT US)



UNLOADERS




AR20890



AR20821



AR20242



AR20992

DIRECT MOUNT UNLOADER CONTROL SETS

PART #	GPM	PSI	TEMP	INLET	OUTLET	WT	LIST
MINI-MATIC 4/B RC, XT & XM Series Unloader Valve & Bypass							
AR20890*	3	2600	140° F	1/2" F	3/8" M	1.65	\$174.10
AR20821	5	2600	140° F	1/2" F	3/8" M	1.65	\$151.90
GYMATIC 3/B RK, RR, SXM, & XM Series Unloader Valve & Bypass							
AR20242	5.5	3650	140° F	1/2" F	3/8" M	2.0	\$185.99
GYMATIC VR35 3/B RK, RR, SXM, & XM Series Unloader Valve & Bypass							
AR20992	5	4000	140° F	1/2" F	3/8" M	2.6	\$213.32


* Includes built in 2.0 Adjustable Chemical Injector



VRT3-310



VRT3-310EZ



VRT100-330D



VHP39EZ



VHP50

TRAPPED PRESSURE UNLOADER VALVES

PART #	GPM	PSI	TEMP	INLET	OUTLET	BYPASS	WT	LIST
VRT Unloader								
HTCP VRT3-250	8	3650	194° F	3/8" F (2)	3/8" F	3/8" F (2)	1.9	\$92.23
HTCP VRT3-310	8	4500	194° F	3/8" F (2)	3/8" F	3/8" F (2)	1.9	\$92.23
VRT3-310EZ*	8	4500	194° F	3/8" F (2)	3/8" F	3/8" F (2)	1.8	\$92.23
VRT100-330D	26.4	5075	194° F	1/2" F	1/2" F	1/2" F (2)	2.64	\$210.47
VR35 Unloader								
AR20831	9	5100	190° F	3/8" M	3/8" M	3/8" F	2.15	\$298.51
VHP Unloader								
VHP39	10.5	5650	194° F	3/8" F (2)	3/8" F	3/8" F (2)	2.0	\$233.22
VHP39EZ*	10.5	5650	194° F	3/8" F (2)	3/8" F	3/8" F (2)	2.0	\$233.22
VHP50	26.4	8000	194F	1/2" F	1/2" F	1/2" F	2.9	\$515.11

* Includes built in EZ Start


DON'T SEE THE EXACT AR UNLOADER THAT YOU NEED, CALL US TODAY.

514-494-5000 / 1-877-494-5001

Le prix est à titre indicatif / The price is as an indicator only (CONTACTEZ-NOUS / CONTACT US)



YVB135KDM



ZKW2L-SC



YVB75KDM-N

DIRECT MOUNT UNLOADER CONTROL SETS

PART #	GPM	PSI	TEMP	INLET	OUTLET	WT	LIST
--------	-----	-----	------	-------	--------	----	------

Direct Mount Unloaders for TT/TP Series 51 Pumps

YVB135KDM	6.5	2600	195° F	3/8" BSP-F	1/4" BSP-M	1.5	\$118.90
-----------	-----	------	--------	------------	------------	-----	----------

Direct Mount Long Body Unloader for 47 Series Pumps

ZKW2L-SC	6	3000	200° F	1/2" BSP-F	3/8" BSP-M	3.0	\$265.85
----------	---	------	--------	------------	------------	-----	----------

Direct Mount Unloaders for EZ, 47 and 63 Series Pumps

YVB75KDM-N	7.8	3650	195° F	1/2" BSP-F	3/8" BSP-F	2.1	\$131.52
------------	-----	------	--------	------------	------------	-----	----------



ZKHM




PULSAR4KHP



YU21405



YVB4021B



YU5075KS



YU2158

TRAPPED PRESSURE UNLOADER VALVES

PART #	GPM	PSI	TEMP	INLET	OUTLET	BYPASS	WT	LIST
--------	-----	-----	------	-------	--------	--------	----	------

ZKHM	10.8	3000	195° F	3/8" BSP-F	1/4" BSP-F & 3/8" BSP-M	3/8" BSP-F (2)	2.5	\$186.67
------	------	------	--------	------------	-------------------------	----------------	-----	----------

PULSAR4KHPEZ*	10.5	4500	195° F	3/8" NPT-F (2)	3/8" NPT-F	3/8" NPT-F (2)	1.6	\$106.64
---------------	------	------	--------	----------------	------------	----------------	-----	----------

PULSAR4KHP	10.5	4500	195° F	3/8" NPT-F (2)	3/8" NPT-F	3/8" NPT-F (2)	1.5	\$119.94
------------	------	------	--------	----------------	------------	----------------	-----	----------

YU21405	21	4500	200° F	1/2" NPT-F (2)	1/2" NPT-F	1/2" NPT-F (2)	3.1	\$257.50
---------	----	------	--------	----------------	------------	----------------	-----	----------

YVB4021B	21	4500	195° F	1/2" NPT-F	1/2" NPT-F	1/2" NPT-F	2.5	\$281.05
----------	----	------	--------	------------	------------	------------	-----	----------

YU5075KS	10.5	5650	195° F	3/8" BSP-M	3/8" BSP-F	1/2" BSP-F	2.0	\$335.83
----------	------	------	--------	------------	------------	------------	-----	----------

YU2158	21	6500	200° F	1/2" NPT-F (2)	1/2" NPT-F	1/2" NPT-F (2)	3.0	\$1,270.71
--------	----	------	--------	----------------	------------	----------------	-----	------------

* Includes built in EZ Start

DON'T SEE THE EXACT GP UNLOADER THAT YOU NEED, CALL US TODAY.

514-494-5000 / 1-877-494-5001

Le prix est à titre indicatif / The price is as an indicator only (CONTACTEZ-NOUS / CONTACT US)



ZK7.1



ZK7.2




ZK7.3



ZK1

FLOW SENSITIVE UNLOADERS


PART #	GPM	PSI	TEMP	INLET	OUTLET	BYPASS	WT	LIST
ZK7.0	2.1-2.9	3500	165° F	3/8" BSP-F	3/8" BSP-M	3/8" BSP-F	4.65	\$224.54
ZK7.1	2.9-4.2	3500	165° F	3/8" BSP-F	3/8" BSP-M	3/8" BSP-F	4.65	\$224.54
ZK7.2	4.2-6.6	3500	165° F	3/8" BSP-F	3/8" BSP-M	3/8" BSP-F	4.65	\$224.54
ZK7.3	6.6-10.8	3500	165° F	3/8" BSP-F	3/8" BSP-M	3/8" BSP-F	4.65	\$224.54
ZK1	2.4-10.8	3600	165° F	3/8" BSP-F	1/2" BSP-M	1/2" BSP-M	2.45	\$183.35



22949



YVB16



7590



22191-D



R1/600



7022



INDUSTRIAL UNLOADER VALVES & REGULATORS


PART #	GPM	PSI	TEMP	INLET	OUTLET	BYPASS	WT	LIST
7590	52	2175	140° F	1" NPT-F	1" NPT-F	1" NPT-F	4.46	\$1,110.83
22949	32	3200	160° F	1" NPT-F	1" NPT-F	1" NPT-F	17.5	\$2,326.96
22950	16	5800	160° F	1" NPT-F	1" NPT-F	1" NPT-F	17.5	\$2,326.96
YVB16	21	8120	195° F	1/2" BSPP-F	1/2" BSPP-F	1/2" BSPP-F	7.6	\$2,840.09
7022	25	2000	240° F	3/4" NPT-F	3/4" NPT-F	1" NPT-F	5.0	\$1,894.63
RV2	48	2900	185° F	1"-11 BSPP	3/4"-14 BSPP	1-1/4"-11 BSPP	9.9	\$2,431.21
22191-D	66	4060	140° F	BSP-F	BSP-F	BSP-M	4.1	\$2,665.44
R1/600	21	8700	185° F	3/4"-14 BSPP	N/A	3/4"-14 BSPP	9.3	\$1,699.99

DON'T SEE THE EXACT UNLOADER/REGULATOR THAT YOU NEED, CALL US TODAY.

514-494-5000 / 1-877-494-5001

Le prix est à titre indicatif / The price is as an indicator only (CONTACTEZ-NOUS / CONTACT US)

UNLOADERS/PUMP PLUMBING KITS



7600S



ST261



200 261 500



18.0116



3300-0016



23120-1/2-PP



TRAPPED PRESSURE UNLOADER VALVES

PART #	GPM	PSI	TEMP	INLET	OUTLET	BYPASS	WT	LIST
All SFX Models								
7500XS*	3.5	2000	180° F	3/8" NPT-M	3/8" NPT-M	1/4" Barb	.90	\$227.50
All 4SF Models								
7600S	5	3500	180° F	3/8" NPT-M	3/8" NPT-M	3/8" NPT-F	1.35	\$389.24
SUTTNER ST261 UNLOADERS								
HTCP 200 261 500	8	3600	176° F	3/8" NPT-F	3/8" NPT-F	1/4" NPT-F	1.34	\$122.32
HTCP UU261***	8	500-3625	176° F	3/8" NPT-F	3/8" NPT-F	1/4" NPT-F	1.86	\$208.85
MTM HYDRO BP91 UNLOADER								
18.0116**	8	4500	195° F	3/8" BSP-F	3/8" BSP-F	3/8" BSP-F	1.77	\$159.40
HYPRO REGULATOR								
3300-0016	15	250	120° F	3/4"	3/4"	N/A	.35	\$54.62
SPRAYING SYSTEMS REGULATOR								
23120-1/2-PP	12	150	235° F	1/2" NPT-M	1/2" NPT-F	N/A	.35	\$48.35

* Looks like 7600S, but has barb for Bypass Hose. ** Includes built in EZ Start. *** 125VAC 5A, 250 VAC 3A Micro Switch (NC Normally Closed) w/45" Cord

DON'T SEE THE EXACT UNLOADER THAT YOU NEED, CALL US TODAY.

DIRECT MOUNTED UNLOADERS WITH INTERNAL BYPASS

PART #	DESCRIPTION	WT	LIST
KPL910	Kit, Plumbing Includes: AR20242 Unloader, Thermal Relief Valve, Garden Hose Inlet Fitting, & 3/8" QC Hose Plug. Fits: AR - RK, RR, SXM, & XM Series Pumps	2.6	\$217.03
KPL925	Kit, Plumbing Includes: AR20992 Unloader, Thermal Relief Valve, Garden Hose Inlet Fitting, & 3/8" QC Hose Plug. Fits: AR - RK, RR, SXM, & XM Series Pumps	3.2	\$252.27
KPL935	Kit, Plumbing Includes: YVB75KDM-N Unloader, Thermal Relief Valve, Garden Hose Inlet Fitting, & 3/8" QC Hose Plug. Fits: GP - EZ & 47 Series Pumps	2.5	\$161.66
KPL945	Kit, Plumbing Includes: YVB135KDM Unloader, Thermal Relief Valve, Garden Hose Inlet Fitting, & 3/8" QC Hose Plug Fits: GP - TT & TP Series Pumps	1.9	\$143.49

DON'T SEE THE EXACT PUMP PLUMBING KIT THAT YOU NEED, CALL US TODAY.

PUMP PLUMBING KITS



KPL400



KPL302



KPL402



KPL408

PUMP MOUNTED UNLOADERS WITH EXTERNAL BYPASS

PART #	DESCRIPTION	WT	LIST
KPL300	Kit, Plumbing Includes: PULSAR4KHPEZ Unloader, 3/8" HP Hex Nipple, 2 Hose Barbs, 3/8" Bypass Hose, 1/2" Thermal Relief Valve, 1/2" Male Pipe x 3/4" F Garden Hose Inlet with 1/4" Bypass, 3/8" HP Female x 3/8" Male 45° Elbow, 3/8" QC Plug. Fits All Pumps w/ 1/2" Inlet & 3/8" Outlet	2.8	\$158.22
KPL400	Kit, Plumbing Includes: Same as KPL300 Except VRT3-310EZ Unloader	3.0	\$149.13
KPL301	Kit, Plumbing Includes: PULSAR4KHPEZ Unloader, 3/8" x 1/4" Hex Reducer Nipple, 2 Hose Barbs, 3/8" Bypass Hose, 3/8" Thermal Relief Valve, 3/8" MPT x 3/4" F Garden Hose Inlet with 1/4" Bypass, & 3/8" QC Plug. Fits All Pumps w/ 3/8" Inlet & 1/4" Outlet	2.6	\$161.66
KPL401	Kit, Plumbing Includes: Same as KPL301 Except VRT3-310EZ Unloader	2.8	\$152.57
KPL302	Kit, Plumbing Includes: PULSAR4KHPEZ Unloader, 3/8" HP Hex Nipple, 2 Hose Barbs, 3/8" Bypass Hose, 1/2" Thermal Relief Valve, 1/2" Male Pipe x 3/4" F Garden Hose Inlet with 1/4" Bypass, & 3/8" QC Plug. Fits All Pumps w/ 1/2" Inlet & 3/8" Outlet	2.6	\$153.01
KPL402	Kit, Plumbing Includes: Same As KPL302 Except VRT3-310EX Unloader	2.8	\$143.92
KPL308	Kit, Plumbing Includes: PULSAR4KHPEZ Unloader, 3/8" HP Hex Nipple, 2 Hose Barbs, 3/8" HP Female x Male 45° Elbow, 3/8" Bypass Hose, 1/2" Thermal Relief Valve, 1/2" Hex Nipple, 1/2" Brass Tee, 1/2" Male Pipe x Garden Hose Inlet, & 3/8" QC Plug Fits All Pumps w/ 1/2" Inlet & 3/8" Outlet	3.25	\$176.00
KPL408	Kit, Plumbing Includes: Same as KPL308 Except VRT3-310EZ Unloader	3.45	\$166.91

BLOCK MOUNTED PLUMBING KITS

Flow Sensitive Unloaders

KPL074	2.9–4.2 GPM / 3500 PSI Max Kit, Plumbing Includes: ZK7.1 Unloader, Mounting Block, Thermal Relief Valve, Duraview Inlet Filter, 3/8" QC Hose Plug, Bypass Hose with Barbs, & Jumper Hose	7.5	\$349.50
---------------	--	-----	----------

Trapped Pressure Unloaders

KPL100	21 GPM / 4000 PSI Max Kit, Plumbing Includes: YU21405 Unloader, Mounting Block, Thermal Relief Valve, EZ Start Valve, Pressure Relief Valve, 3/8" Bypass Hose w/ Barbs, Duraview Inlet Filter, 20" Jumper Hose, & 3/8" SS QC Plug. Fits All Pumps w/ 1/2" Inlet & 3/8" Outlet	7.4	\$558.13
KPL511	10.5 GPM / 5650 PSI Max Kit, Plumbing Includes: VHP39 Unloader, Mounting Block, 3/8" Bypass Hose w/ Barbs, Thermal Relief Valve, Pressure Relief Valve, Duraview Inlet Filter, 20" Jumper Hose, & 3/8" SS QC Plug. Fits All Pumps w/ 1/2" Inlet & 3/8" Outlet	5.5	\$476.24
KPL700	26.4 GPM / 7250 PSI Max Kit, Plumbing Includes: VHP50 Unloader, Mounting Block, 3/8" Bypass Hose w/ Barbs, Thermal Relief Valve, Pressure Relief Valve, Duraview Inlet Filter, 24" Jumper Hose, & 3/8" Twist Connect QC Plug. Fits All Pumps w/ 1/2" Inlet & 3/8" Outlet	7.4	\$1,563.07

NOTE: Pump Plumbing Kits Include All Required Plumbing Fittings – Shipped Ready to Assemble

DON'T SEE THE EXACT PUMP PLUMBING KIT THAT YOU NEED, CALL US TODAY.

514-494-5000 / 1-877-494-5001

Le prix est à titre indicatif / The price is as an indicator only (CONTACTEZ-NOUS / CONTACT US)

PUMP ACCESSORIES



22568-4600




22533A-4600

S723-200



ZKS3



RV-600

SAFETY PRESSURE RELIEF (POP-OFF) VALVES

PART #	GPM	RELIEF PSI	PSI	TEMP	INLET	BLEED PORT	WT	LIST
22568-4600	10	4600	5000	140° F	1/4" NPT-M	End	.15	\$21.72
22533A-4600	10	4600	5000	140° F	3/8" NPT-M	End	.10	\$20.13
HTCP UP120	6	2000	6000	140° F	3/8" NPT-M	End	.35	\$38.10
HTCP UP128	6	2800	6000	140° F	3/8" NPT-M	End	.35	\$38.10
HTCP UP137	6	3700	6000	140° F	3/8" NPT-M	End	.35	\$38.10
100534	6	4600	6000	195° F	3/8" NPT-M	End	.35	\$36.65
100728P	6	4600	6000	195° F	1/4" NPT-M	End	.30	\$40.76

INDUSTRIAL SAFETY PRESSURE RELIEF (POP-OFF) VALVES

S723-200	60.8		2900	140° F	1/2" BSP-M	Side	3.8	\$937.96
RV-600	12		8000	160° F	3/8" NPT-M	Side	.35	\$98.50
ZKS3	2.6-21.4		10000	284° F	1/2" BSP-M	Side	2.0	\$1,021.81

THERMAL RELIEF VALVES

PART #	PSI	RELIEF TEMP	INLET	BLEED PORT	WT	LIST
TRV25	200	140° F	1/4" NPT-M	N/A	.17	\$7.45
TRV38	200	140° F	3/8" NPT-M	N/A	.17	\$7.45
TRV50	200	140° F	1/2" NPT-M	N/A	.17	\$10.35
100556	200	145° F	1/4" NPT-M	1/4" Pipe	.10	\$10.40
100557	200	145° F	3/8" NPT-M	1/4" Pipe	.10	\$10.40
100558	200	145° F	1/2" NPT-M	1/4" Pipe	.10	\$10.40
100679	200	190° F	3/8" NPT-M	1/4" Barb	.15	\$24.52
100680	200	190° F	1/2" NPT-M	1/4" Barb	.15	\$24.52
7177	125	190° F	1/2" NPT-M	1/8" NPT-F	.39	\$99.53

EASY START VALVES


PART #	GPM	PSI	TEMP	INLET	BLEED PORT	WT	LIST
YESTVALVE	7.8	4500	176° F	3/8" NPT-M	1/4" Barb	.30	\$44.67
100323	8	5000	195° F	3/8" NPT-M	1/4" Barb	.20	\$27.02



TRV50



100558



100679



YESTVALVE

DON'T SEE THE EXACT PUMP ACCESSORIES THAT YOU NEED, CALL US TODAY.

514-494-5000 / 1-877-494-5001

Le prix est à titre indicatif / The price is as an indicator only (CONTACTEZ-NOUS / CONTACT US)

PUMP ACCESSORIES



100315



100316



100317



AR40161

JETTER VALVES

- Allows easy conversion of your pressure washer into a sewer/drain jetter by generating flow pulsations on demand to improve nozzle movement & cleaning power in sewer/drain cleaning applications
- Large easy grip handle allows operation at full flow or pulse modes
- Easy installation - Simply replace middle inlet valve cap (low pressure side) & check valve

PART #	PUMP MODEL APPLICATIONS	MAX PSI	WT	LIST
AR41003	Fits AR Pump Models: RCA, RCV	3000	.40	\$124.57
AR40161	Fits AR Pump Models: RRA, RRV, RK	3000	.40	\$124.14
AR40235	Fits AR Pump Models: XM, XT	3000	.45	\$114.42
AR40236	Fits AR Pump Models: XW	3000	.45	\$130.38
100315	Fits GP Pump Models: TT Series 51	5000	.45	\$145.47
100316	Fits GP Pump Models: EZ Series 44, TX Series 63	5000	.50	\$145.47
100317	Fits GP Pump Models: T, TS Series 47 (Coarse Thread)	5000	.50	\$145.47
100072	Fits GP Pump Models: T, TSS Series 47 (Fine Thread)	5000	.50	\$145.47
101065	Fits GP Pump Models: EP, ET Series	5000	.60	\$135.29
JVK066	Fits GP Pump Models: TSF Series 66	5000	1.55	\$216.79



100783

PACKING EXTRACTION KIT

PART #	DESCRIPTION	WT	LIST
100783	Packing Extraction Tool Kit, Includes 13mm, 15mm, 18mm, 20mm, 22mm, 24mm Sockets & Slide Hammer	7.0	\$148.42

DON'T SEE THE EXACT PUMP ACCESSORIES THAT YOU NEED, CALL US TODAY.

514-494-5000 / 1-877-494-5001

Le prix est à titre indicatif / The price is as an indicator only (CONTACTEZ-NOUS / CONTACT US)

SPRAY GUNS



21290C



YG4000



YG5000



202 000 520



202 605 600



202 750 510

COMMERCIAL GRADE TRIGGER GUNS

PART #	DESCRIPTION	GPM	PSI	TEMP	INLET	OUTLET	WT	LIST
--------	-------------	-----	-----	------	-------	--------	----	------



21290C	Gun, Trigger, Rear Entry - BEST SELLER	10	5000	300° F	3/8" NPT-F	1/4" NPT-F	1.6	\$43.65
21227	21290C, Repair Kit						.07	\$12.44



YG4060SS	Gun, Trigger, Rear Entry, Stainless Steel	10.5	4050	320° F	3/8" NPT-F	1/4" NPT-F	1.7	\$533.87
YKIT-G4000S	YG4000, Repair Kit						.03	\$29.42
YG4000	Gun, Trigger, Rear Entry	10	5000	320° F	3/8" NPT-F	1/4" NPT-F	1.8	\$97.36
YKIT-G4000S	YG4000, Repair Kit						.03	\$29.42
YG5000	Gun, Trigger, Rear Entry	10	5000	320° F	3/8" NPT-F	1/4" NPT-F	1.35	\$72.34
YKIT-G5000	YG5000, Repair Kit						.02	\$33.74
YG5000C	Gun, Trigger, Rear Entry, Ceramic Ball	10	5000	320° F	3/8" NPT-F	1/4" NPT-F	1.35	\$73.17
Y30256324	YG5000C, Repair Kit						.02	\$60.03

SUTTNER

HTCP 201 500 910	ST-1500, Gun, Trigger, Rear Entry	10.4	5000	300° F	3/8" NPT-F	1/4" NPT-F	1.24	\$61.30
201 500 496	ST-1500, ST-2000, Repair Kit						.11	\$20.65
202 000 520	ST-2000, Gun, Trigger, Rear Entry, Heavy Duty	10.4	5000	300° F	3/8" NPT-F	1/4" NPT-F	1.64	\$67.22
201 500 496	ST-1500, ST-2000, Repair Kit						.11	\$20.65
202 700 600	ST-2700, Gun, Trigger, Rear Entry, Stainless Steel	12	5000	300° F	3/8" NPT-F	1/4" NPT-F	1.24	\$230.77
202 700 490	ST-2700, Repair Kit						.13	\$45.42
202 605 600	ST-2605, Gun, Trigger, Rear Entry, Relaxed Action	12	5000	300° F	3/8" NPT-F	1/4" NPT-F	1.28	\$82.47
202 300 490	ST-2605, Repair Kit						.17	\$21.92
202 750 510	ST-2750, Gun, Trigger, Rear Entry, Tungston Ball, Relaxed Action	8	7300	300° F	3/8" NPT-F	1/4" NPT-F	1.32	\$389.99
202750490	ST-2750, Repair Kit						.13	\$182.07

DON'T SEE THE EXACT SPRAY GUN THAT YOU NEED, CALL US TODAY.

514-494-5000 / 1-877-494-5001

Le prix est à titre indicatif / The price is as an indicator only (CONTACTEZ-NOUS / CONTACT US)

SPRAY GUNS



INDUSTRIAL GRADE TRIGGER GUNS

PART #	DESCRIPTION	GPM	PSI	TEMP	INLET	OUTLET	WT	LIST
General Bare Guns								
YG1732	Gun, Trigger, Rear Entry, Cartridge	32	1950	320° F	1/2" BSP-F	1/2" BSP-F	2.75	\$325.17
Y30531424	YG1732, Repair Kit						.15	\$70.13
YG2953B	Gun, Trigger, Rear Entry, Cartridge	53	3200	210° F	3/4" BSP-F	1/2" BSP-F	3.0	\$738.54
Y30404624	YG2953B, Repair Kit						.15	\$279.60
YRL56	Gun, Trigger, Rear Entry	8	5650	320° F	3/8" NPT-F	1/4" NPT-F	1.7	\$157.71
YKITG56	YRL56, Repair Kit						.15	\$31.29
YG7207	Gun, Trigger, Rear Entry	7.5	8000	320° F	3/8" NPT-F	1/4" NPT-F	1.8	\$321.41
Y30471324	YG7207, Repair Kit						.15	\$81.32
YG7221	Gun, Trigger, Rear Entry	21	8100	210° F	1/2" BSP-F	1/2" BSP-F	3.25	\$726.85
Y30541424	YG7221, Repair Kit						.15	\$537.24
Suttner Bare Guns								
202620510	ST-2620, Gun, Trigger, Rear Entry, Cam Action, Anti-Fatigue	21	1800	300° F	3/8" NPT-F	1/4" NPT-F	1.3	\$164.82
203300600	ST-3300 Gun, Trigger, Rear Entry	27	2170	300° F	1/2" NPT-F	1/2" NPT-F	2.58	\$517.25
203300490	ST-3300, Repair Kit						.13	\$80.18
203600600	ST-3600 Gun, Trigger, Rear Entry	21	8700	300° F	1/2" NPT-F	1/2" NPT-F	2.58	\$636.32
203600490	ST-3600, Repair Kit						.13	\$195.03
Linear Guns - Flat Surface Cleaner Replacement								
V-SCGUN	Gun, Replacement, 20" & 22" Viper	10.5	4000	210° F	3/8" QCS	1/4" NPT-F	2.1	\$53.69
DCG4000FSC	Gun, Replacement, 18" & 20" GP Hammerhead Flat Surface Cleaners	8	4000	300° F	3/8" NPT-F	1/4" NPT-F	1.45	\$95.66
200 601 610	ST-601, Gun, Linear, Rear Entry Whisper Pro Surface Cleaners	12	4000	300° F	3/8" NPT-F	1/4" NPT-F	1.16	\$67.22
202 000 044	ST-601 (ST-1500 & ST-2000 Old Style 4000 PSI Guns), Repair Kit						.11	\$20.65
YG4500S	Gun, Linear, Rear Entry	10.5	5000	320° F	3/8" NPT-F	1/4" NPT-F	1.33	\$114.21
Industrial Grade Washdown Gun								
YG1635S	Gun, Trigger, Rear Swivel Entry, Wash Down	16	350	195° F	1/2" BSP-F	Adjustable Cone Nozzle	2.3	\$242.35
Y30642324	YG1635S, Repair Kit						.15	\$78.01

DON'T SEE THE EXACT SPRAY GUN/LANCE THAT YOU NEED, CALL US TODAY.

Le prix est à titre indicatif / The price is as an indicator only (CONTACTEZ-NOUS / CONTACT US)

SPRAY GUNS / LANCES




SPECIALITY GUNS / INDUSTRIAL GUNS & LANCES

PART #	DESCRIPTION	GPM	PSI	TEMP	INLET	OUTLET	WT	LIST
Consumer Grade Guns & Lances								
DG3200M	Gun Lance, 13"	6.5	3200	195° F	M22-M	M22-F	1.5	\$46.72
DGLN3230M	Gun Lance, 2-pc., 36" w/ Hi-Lo Nozzle	6.5	3200	195° F	M22-M	1.3mm	2.9	\$67.35
PPS-GUNM22	Gun Lance, 13"	7	3200	140° F	M22-M	M22-F	1.3	\$28.84
Weep Guns								
DG5010W 2100277	Gun, Trigger, Rear Entry, Weep Seat DG5010W, Repair Kit	10	5000	320° F	3/8" NPT-F	1/4" NPT-F	1.4 .10	\$62.64 \$8.64
21295C 21240	Gun, Trigger, Rear Entry, Weep Seat 21295C, Repair Kit	10	5000	300° F	3/8" NPT-F	1/4" NPT-F	1.8 .07	\$71.41 \$13.95
Dump Gun / Lance								
YG3000DS YKIT-G3000D	Dump Gun w/ 16" Lance YG3000DS, Repair Kit	10.5	3050	140° F	3/8" NPT-F	1/8" NPT-F	2.5 .03	\$199.97 \$49.39
Open Gun								
10.0032	Gun, Open	11.5	5000	300° F	3/8" NPT-F	1/4" NPT-F	.74	\$58.96
Chemical Guns								
266610 38720-PPB-X18	TriggerJet w/ 15" Poly Lance & Adjustable Nozzle 266610, Replacement Adjustable Cone Jet Nozzle	1.4	100	140° F	1/4" HB	1.8mm	.35 .03	\$34.28 \$9.60
SG-3200	Gun, 26" Long Range Spray Variable	25	850	140° F	1/2" HB	1.8mm	3.5	\$218.58
266693	Gun, Chemical w/ Adjustable Nozzle	12	1000	200° F	1/2" NPT-F	2.5mm	1.7	\$276.43
Telescoping Wand Replacement Guns								
V-TELEGUN	Gun, Replacement, 18' & 24' Viper	8	4000	210° F	3/8" QCS	1/4" NPT-F	2.1	\$53.69
DG4000TS12	Gun, Replacement, 12' GP Giraffe	10.5	4000	300° F	3/8" NPT-F	1/4" NPT-F	1.45	\$63.36
DCG4000TS18	Gun, Replacement, 18' GP Giraffe	10.5	4000	300° F	3/8" NPT-F	1/4" NPT-F	1.45	\$63.36
DCG4000TS	Gun, Replacement, 24' GP Giraffe	10.5	4000	300° F	3/8" NPT-F	1/4" NPT-F	1.45	\$74.52
Industrial Guns / Lances								
YRL56L	Gun, Trigger, Rear Entry w/ 42" Lance	8	5650	320° F	3/8" NPT-F	1/4" NPT-F	3.3	\$293.33
YG5200/L42 YKIT-G5200	Gun, Trigger, Rear Entry, w/ 42" SS Lance YG5200, Repair Kit	10.5	6400	320° F	3/8" NPT-F	1/4" NPT-F	3.6 .03	\$914.65 \$105.17
YG7221/L31	Gun, Trigger, Rear Entry, w/ 31" Lance	21	8100	210° F	1/2" BSP-F	1/2" BSP-M	7.0	\$956.22
YG7221/L51	Gun, Trigger, Rear Entry, w/ 51" Lance	21	8100	210° F	1/2" BSP-F	1/2" BSP-M	8.0	\$1,353.38

NOTE: HB = Hose Barb

514-494-5000 / 1-877-494-5001

Le prix est à titre indicatif / The price is as an indicator only (CONTACTEZ-NOUS / CONTACT US)



EXTENSION LANCES


(continued on next page)

PART #	DESCRIPTION	GPM	PSI	TEMP	INLET	OUTLET	WT	LIST
Extension Lances For Consumer Guns								
2103023	Lance, Insulated, 1/4" w/ Grip, 13"	10.5	3200	195° F	1/4" NPT-M	1/4" NPT-M	.60	\$9.90
2103024	Lance Assembly, 20"	10.5	3200	195° F	1/4" NPT-F	1/4" QCS	.70	\$18.70
V2100291	Lance, Assembly, Zinc Plated Steel, 16"	8	4000	300° F	M22-M	1/4" QCS	.65	\$15.18
2100291	Lance, Assembly, Zinc Plated Steel, 24"	10.5	3200	195° F	M22-M	1/4" QCS	.85	\$16.50
Aluminum 1/4" Bare Lances								
3912H	Lance, Aluminum, 12"	10.5	4060	302° F	1/4" NPT-M	1/4" NPT-M	.15	\$6.97
3924H	Lance, Aluminum, 24"	10.5	4060	302° F	1/4" NPT-M	1/4" NPT-M	.35	\$8.59
3936H	Lance, Aluminum, 36"	10.5	4060	302° F	1/4" NPT-M	1/4" NPT-M	.50	\$10.25
3948H	Lance, Aluminum, 48"	10.5	4060	302° F	1/4" NPT-M	1/4" NPT-M	.70	\$11.87
3960H	Lance, Aluminum, 60"	10.5	4060	302° F	1/4" NPT-M	1/4" NPT-M	.85	\$13.61
3972H	Lance, Aluminum, 72"	10.5	4060	302° F	1/4" NPT-M	1/4" NPT-M	1.05	\$15.18
3984H	Lance, Aluminum, 84"	10.5	4060	302° F	1/4" NPT-M	1/4" NPT-M	1.2	\$16.88
3996H*	Lance, Aluminum, 96"	10.5	4060	302° F	1/4" NPT-M	1/4" NPT-M	1.4	\$18.59
39120H*	Lance, Aluminum, 120"	10.5	4060	302° F	1/4" NPT-M	1/4" NPT-M	1.75	\$21.87
3914H*	Lance, Aluminum, 144"	10.5	4060	302° F	1/4" NPT-M	1/4" NPT-M	2.1	\$25.01
Zinc Plated Steel 1/4" Bare Lances								
HTCP VW026	Lance, Zinc Plated Steel, 24"	10.5	6000	300° F	1/4" NPT-M	1/4" NPT-M	.64	\$8.07
V36CS	Lance, Zinc Plated Steel, 36"	8	4000	300° F	1/4" NPT-M	1/4" NPT-M	1.15	\$10.27
AL293	Lance, Zinc Plated Steel, 36"	10.5	5000	302° F	1/4" NPT-M	1/4" NPT-M	1.05	\$14.26
HTCP VW038	Lance, Zinc Plated Steel, 36"	10.5	6000	300° F	1/4" NPT-M	1/4" NPT-M	.96	\$13.18
HTCP VW048	Lance, Zinc Plated Steel, 47"	10.5	6000	300° F	1/4" NPT-M	1/4" NPT-M	1.28	\$17.59
AL295	Lance, Zinc Plated Steel, 60"	10.5	5000	302° F	1/4" NPT-M	1/4" NPT-M	1.75	\$34.25
Stainless Steel 1/4" Bare Lances								
21718	Lance, Stainless Steel, 36"	10	5000	340° F	1/4" NPT-M	1/4" NPT-M	1.0	\$32.47
070009004	Lance, Stainless Steel, 36"	10.5	7300	300° F	1/4" NPT-M	1/4" NPT-M	1.05	\$97.79
Vented Grip Zinc Plated Steel 1/4" Lances								
DL36VCS	Lance, Zinc Plated Steel, Vented Grip, 36"	10	4000	320° F	1/4" NPT-M	1/4" NPT-M	1.7	\$18.92
DL48VCS	Lance, Zinc Plated Steel, Vented Grip, 48"	10	4000	320° F	1/4" NPT-M	1/4" NPT-M	2.2	\$25.56
Vented Grip Stainless Steel 1/4" Lance								
2100378	Lance, Stainless Steel, Vented Grip, 36"	10	7000	320° F	1/4" NPT-M	1/4" NPT-M	1.4	\$74.26

*Cannot be shipped UPS NOTE: QCS = Quick Connect Socket

514-494-5000 / 1-877-494-5001
DON'T SEE THE EXACT LANCE THAT YOU NEED, CALL US TODAY.
 Le prix est à titre indicatif / The price is as an indicator only (CONTACTEZ-NOUS / CONTACT US)

LANCES



EXTENSION LANCES

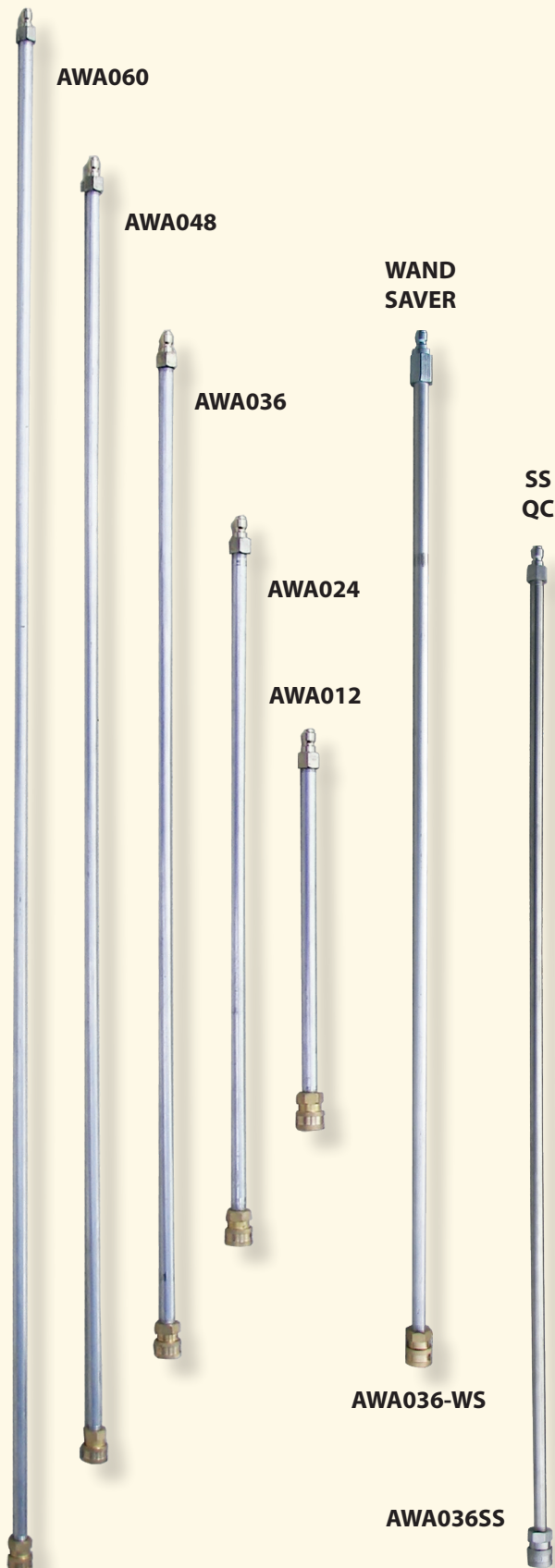
PART #	DESCRIPTION	GPM	PSI	TEMP	INLET	OUTLET	WT	LIST
Vented Grip Stainless Steel 1/4" Dual Lances								
V344	Dual Lance, Stainless Steel, Vented Grip, 40"	8	4000	300° F	1/4"NPT-M	1/4"NPT-F(2)	3.05	\$99.86
AL344	Dual Lance, Stainless Steel, Vented Grip, 40"	10.5	4000	300° F	1/4"NPT-M	1/4"NPT-F(2)	2.75	\$144.91
HTCP VWD42	Dual Lance, Stainless Steel, Vented Grip, 42"	10.5	4100	300° F	1/4"NPT-M	1/4"NPT-F(2)	3.05	\$112.67
Molded Grip Zinc Plated Steel 1/4" Lances								
DL24ICS	Lance, Zinc Plated Steel, Molded Grip, 24"	10	4000	220° F	1/4"NPT-M	1/4"NPT-M	1.3	\$9.68
AL323	Lance, Zinc Plated Steel, Molded Grip, 24"	10.5	5000	302° F	1/4"NPT-M	1/4"NPT-M	1.0	\$16.67
V36ICS	Lance, Zinc Plated Steel, Molded Grip, 36"	8	4000	300° F	1/4"NPT-M	1/4"NPT-M	1.15	\$11.39
DL36ICS	Lance, Zinc Plated Steel, Molded Grip, 36"	10	4000	220° F	1/4"NPT-M	1/4"NPT-M	1.7	\$12.47
AL324	Lance, Zinc Plated Steel, Molded Grip, 36"	10.5	5000	302° F	1/4"NPT-M	1/4"NPT-M	1.35	\$18.76
HTCP VW036	Lance, Zinc Plated Steel, Molded Grip, 36"	10.5	6000	300° F	1/4"NPT-M	1/4"NPT-M	1.28	\$17.59
DL47ICS	Lance, Zinc Plated Steel, Molded Grip, 47"	10	4000	220° F	1/4"NPT-M	1/4"NPT-M	2.2	\$18.96
HTCP VW045	Lance, Zinc Plated Steel, Molded Grip, 47"	10.5	6000	300° F	1/4"NPT-M	1/4"NPT-M	1.84	\$20.51
AL325	Lance, Zinc Plated Steel, Molded Grip, 48"	10.5	5000	302° F	1/4"NPT-M	1/4"NPT-M	2.0	\$29.47
DL59ICS	Lance, Zinc Plated Steel, Molded Grip, 59"	10	4000	220° F	1/4"NPT-M	1/4"NPT-M	2.8	\$24.03
AL326	Lance, Zinc Plated Steel, Molded Grip, 60"	10.5	5000	302° F	1/4"NPT-M	1/4"NPT-M	2.65	\$33.69
DL79ICS	Lance, Zinc Plated Steel, Molded Grip, 79"	10	4000	220° F	1/4"NPT-M	1/4"NPT-M	3.4	\$30.97
Molded Grip Stainless Steel 1/4" Lances								
AL302	Lance, Stainless Steel, Molded Grip, 36"	10.5	5000	302° F	1/4"NPT-M	1/4"NPT-M	1.15	\$41.63
AL303	Lance, Stainless Steel, Molded Grip, 48"	10.5	5000	302° F	1/4"NPT-M	1/4"NPT-M	1.8	\$58.77
AL306	Lance, Stainless Steel, Molded Grip, 79"	10.5	5000	302° F	1/4"NPT-M	1/4"NPT-M	3.2	\$93.65
Industrial Lances								
Y30455556	Lance, 1/4" x 42" Stainless Steel Replacement Lance For YRL56L	10	5650	320° F	1/4"BSP-M	1/4"NPT-M	1.8	\$83.06
YL4258SS	Lance, 1/4" Stainless Steel w/ Dual Vented Grips, 42" Replacement Lance For YG5200/L42	10.5	6400	320° F	1/4"NPT-M	1/4"NPT-M	2.0	\$370.99
Y30500080	Lance, 1/2" Stainless Steel w/ Side Handle, 31" Replacement Lance For YG7221/L31	21	8100	210° F	1/2"NPT-M	1/4"NPT-F	3.3	\$432.05
Y30500092	Lance, 1/2" Stainless Steel w/ Side Handle, 51" Replacement Lance For YG7221/L51	21	8100	210° F	1/2"NPT-M	1/4"NPT-F	4.8	\$681.86

DON'T SEE THE EXACT LANCE THAT YOU NEED, CALL US TODAY.

514-494-5600 / 1-877-494-5601

Le prix est à titre indicatif / The price is as an indicator only (CONTACTEZ-NOUS / CONTACT US)

LANCE ASSEMBLIES



Assembled in USA

ALUMINUM LANCE ASSEMBLIES W/ QCs

PART #	EXT. LGTH	GPM	PSI	WT	LIST
AWA012	12"	10.5	4060	.35	\$14.92
AWA024	24"	10.5	4060	.55	\$16.43
AWA036	36"	10.5	4060	.76	\$17.97
AWA048	48"	10.5	4060	.95	\$19.47
AWA060	60"	10.5	4060	1.15	\$21.09
AWA072	72"	10.5	4060	1.35	\$22.56
AWA084	84"	10.5	4060	1.55	\$24.13
AWA096*	96"	10.5	4060	1.75	\$25.71
AWA120*	120"	10.5	4060	2.15	\$28.76
AWA144*	144"	10.5	4060	2.55	\$31.67

Features: GP 1/4" QC D10001 Socket & D10006 Plug Installed

NOTE: QC = Quick Connect TEMP: 302°F

*Cannot be shipped UPS

ALUMINUM LANCE ASSEMBLIES W/ WAND SAVER

PART #	EXT. LGTH	GPM	PSI	WT	LIST
AWA036-WS	36"	10.5	4060	.80	\$23.42
AWA048-WS	48"	10.5	4060	1.0	\$24.93
AWA060-WS	60"	10.5	4060	1.2	\$26.54
AWA072-WS	72"	10.5	4060	1.4	\$28.01
AWA084-WS	84"	10.5	4060	1.6	\$29.58
AWA096-WS*	96"	10.5	4060	1.8	\$31.16
AWA120-WS*	120"	10.5	4060	2.2	\$34.21
AWA144-WS*	144"	10.5	4060	2.6	\$37.13

Features: GP 1/4" QC D10001 Socket & ST2F2-S-E Wand Saver on Plug End TEMP 302°F

*Cannot be shipped UPS


STAINLESS STEEL LANCE ASSEMBLIES W/ SS QCs

PART #	EXT. LGTH	GPM	PSI	WT	LIST
AWA036SS	36"	10	5000	1.2	\$46.05

Features: GP 1/4" QC D10072 Socket & D10076 Plug Installed

NOTE: SS = Stainless Steel / QC = Quick Connect TEMP: 340°F

GUN / LANCE ASSEMBLIES



GUN / LANCE ASSEMBLIES

PART #	EXT. LGTH	GUN	WAND	GPM	PSI	INLET	OUTLET	WT	LIST
Gun w/ 2-Piece Lance Assemblies									
AGU03621290C-I/2	33" 2-PC	21290C	2103023 & 2103024	10	3200	3/8" QCS	1/4" QCS	3.25	\$77.22
AGU036PPS	36" 2-PC	PPS-GUNM22	2100291	7	3200	M22-M	1/4" QCS	2.15	\$42.46
Gun / Lance Assemblies w/ QC's (continued on next page)									
AGU012	12" Alum.	ST-2000 / 202 000 520	3912H	10	4000	3/8" QCS	1/4" QCS	2.1	\$87.25
AGU01221290C	12" Alum.	21290C	3912H	10.5	4060	3/8" QCS	1/4" QCS	2.35	\$61.49
AGU012YG5000-SSQC	12" Alum.	YG5000	3912H	10.5	4060	3/8" SS QCS	1/4" SS QCS	1.95	\$96.92
AGU02421290C-I	24" ZMG	21290C	DL24ICS	10	4000	3/8" QCS	1/4" QCS	3.5	\$64.22
AGU03621290C-I	36" ZMG	21290C	DL36ICS	10	4000	3/8" QCS	1/4" QCS	3.9	\$66.87
AGU03621290C-I-1/2"	36" ZMG	21290C	DL36ICS	10	4000	1/2" QCS	1/4" QCS	3.95	\$76.86
AGU036ST2000-I	36" ZMG	ST-2000 / 202 000 520	DL36ICS	10	4000	3/8" QCS	1/4" QCS	3.25	\$92.62
AGU036ST2605-I	36" ZMG	ST-2605 / 202 605 600	DL36ICS	10	4000	3/8" QCS	1/4" QCS	2.9	\$107.86
AGU036ST2620-I-1/2"	36" ZMG	ST-2620 / 202620510	DL36ICS	10	4000	1/2" QCS	1/4" QCS	3.5	\$200.21
AGU03621290C	36" Alum.	21290C	3936H	10.5	4060	3/8" QCS	1/4" QCS	2.7	\$64.54
AGU03621290C-WS	36" Alum. w/ WS	21290C	3936H	10.5	4060	3/8" QCS	1/4" QCS	2.7	\$100.88
AGU03621290C-CS	36" SS	21290C	21718	10	5000	3/8" HB	1/4" SS QCS	3.2	\$86.54
AGU03621290C-SS	36" SS	21290C	21718	10	5000	3/8" SS QCS	1/4" SS QCS	3.2	\$95.66
AGU036YG5000	36" SS	YG5000 w/ SS Swivel	21718	10	5000	3/8" SS QCS	1/4" SS QCS	3.0	\$183.94

NOTE: SS = Stainless Steel, ZMG = Zinc Molded Grip, WS = Wand Saver, QCS = Quick Connect Socket, HB = Hose Barb




DON'T SEE THE EXACT ASSEMBLY THAT YOU NEED, CALL US TODAY.

514-494-5000 / 1-877-494-5001

Le prix est à titre indicatif / The price is as an indicator only (CONTACTEZ-NOUS / CONTACT US)

GUN / LANCE ASSEMBLIES



GUN / LANCE ASSEMBLIES

PART #	EXT. LGTH	GUN	WAND	GPM	PSI	INLET	OUTLET	WT	LIST
Gun / Lance Assemblies w/ QC's									
AGU036YG4060SS	36" SS	YG4060SS	21718	10	5000	3/8" SS QCS	1/4" SS QCS	3.1	\$588.06
AGU03621290C5000	36" SS	21290C w/ SS Swivel	21718	10	5000	3/8" SS QCS	1/4" SS QCS	2.9	\$156.68
AGU04821290C-I	48" ZMG	21290C	DL471CS	10	4000	3/8" QCS	1/4" QCS	4.4	\$73.03
AGU048YG5000-I	48" ZMG	YG5000	DL471CS	10	4000	3/8" QCS	1/4" QCS	3.95	\$100.28
AGU04821290C	48" Alum.	21290C	3948H	10.5	4060	3/8" QCS	1/4" QCS	2.9	\$66.03
AGU048SS21290C-I	48" SS MG	21290C	AL303	10.5	5000	3/8" SS QCS	1/4" SS QCS	3.95	\$121.96
AGU06021290C-I	59" ZMG	21290C	DL591CS	10	4000	3/8" QCS	1/4" QCS	5.0	\$77.85
Gun w/ Vented Grip Stainless Steel 1/4" Dual Lance Assembly									
AGU34421290C*	40" SS DL	21290C	AL344	10.5	4000	3/8" QCS	1/4" QCS	5.0	\$205.50
AGU344YG4060SS*	40" SS DL	YG4060SS	AL344	10.5	4000	3/8" SS QCS	1/4" QCS	5.0	\$706.08
*Dual Lance Assemblies Include 965400M Chemical Nozzle Installed									
Industrial Gun / Lance Assemblies w/ QC's									
AGU020	31" SS 1/2" w/ SH	YG1732	L31 / Y30500080	21	1950	1/2" QCS	1/4" QCS	6.55	\$786.64
AGU036ST3300-L31	31" SS 1/2" w/ SH	ST-3300 / 203300600	L31 / Y30500080	21	2170	1/2" NPT-F	1/4" QCS	6.4	\$960.20
AGU070	31" SS 1/2" w/ SH	YG7221/L31	L31 / Y30500080	21	8100	3/8" STL QCS	1/4" STL QCS	7.5	\$1,048.82
AGU070-S	36" SS VG	YG7207	2100378	8	7300	3/8" STL QCS	1/4" STL QCS	3.6	\$529.29
AGU058	42" SS VG	YRL56L	Y30455556	8	5650	3/8" STL QCS	1/4" STL QCS	3.8	\$432.09
AGU060	42" SS VG	YG5200/L42	YL4258SS	10.5	6400	3/8" STL QCS	1/4" STL QCS	4.1	\$1,007.67
AGU048ST3300-L51	51" SS 1/2" w/ SH	ST-3300 / 203300600	L51 / Y30500092	27	2170	1/2" NPT-F	1/4" QCS	7.9	\$1,205.03

NOTE: SS = Stainless Steel, ZMG = Zinc Molded Grip, MG = Molded Grip, VG = Vented Grips, DL = Dual Lance, QCS = Quick Connect Socket, STL = 10K Steel, SH = Side Handle



DON'T SEE THE EXACT ASSEMBLY THAT YOU NEED, CALL US TODAY.

514-494-5000 / 1-877-494-5001

Le prix est à titre indicatif / The price is as an indicator only (CONTACTEZ-NOUS / CONTACT US)

LANCE ACCESSORIES



DL18FWRD



AL410N



AD1268



AL416



SF3000



ST2F2-S-E



1364

LANCE ACCESSORIES

PART #	DESCRIPTION	GPM	PSI	TEMP	INLET	OUTLET	WT	LIST
Flexible Lances								
DL18FWRD	Lance, Flexible, 18"	10	2500	200° F	1/4"NPT-M	1/8"NPT-F	1.1	\$25.99
DL18FWRDM	Lance, Flexible, 18"	10	2500	200° F	1/4"NPT-M	1/4"NPT-M	1.1	\$32.19
Spray Flex™ Lances								
SF3000*	Lance, Flexible, 12"	10.5	3000	190° F	1/4"NPT-M	1/4"NPT-F	.65	\$138.24
SF5000*	Lance, Flexible, 12"	10.5	5000	190° F	1/4"NPT-M	1/4"NPT-F	.95	\$150.08
*Bends and stays put in any direction up to 90°, unlimited uses for hard to reach Applications								
Wand Savers								
1364	Wand Saver	10.5	4000	302° F	1/4"NPT-F	1/4"NPT-M	.15	\$36.34
ST2F2-S-E	Wand Saver, Quick Connect	10.5	4000	302° F	1/4"NPT-F	1/4"QCP	.10	\$5.83
6362	Wand Saver	10.5	5000	302°F	1/4"NPT-F	1/4"NPT-F	.15	\$3.08
Nozzle Holders								
AL416*	Dual Nozzle Holder, Rollover	8	2900	300° F	1/4"NPT-F	1/4"NPT-F (2)	.55	\$47.56
AL410N**	Nozzle Holder, Hi-Lo	7.8	3600	300° F	1/4"NPT-F	1/4"NPT-F	.30	\$27.34
Pivoting Quick Connect								
AD1268	Pivoting Quick Connect, 1/4"	10.5	4000	300° F	1/4"QCP	1/4"QCS	.40	\$22.06

*Allows Quick Change over with 2 nozzles

**Converts any Fixed Nozzle to Hi-Lo for Quick and Easy Chemical Injection

NOTE: QCP = Quick Connect Plug QCS = Quick Connect Socket



200009510



200 009 600



D22000



12.0058

VENTED GRIPS

PART #	DESCRIPTION	WT	LIST
200009510*	ST-9 Grip, Vented, 15"	.38	\$17.93

*Ideal for Hot Water Use, Attaches to any 1/4" Wand

SIDE HANDLES

PART #	DESCRIPTION	WT	LIST
200 009 600*	ST-009 Side Handle	.28	\$18.21
D22000*	GP Side Handle	.15	\$5.17
12.0058	MTM Hydro Side Handle	.43	\$10.63

*Reduces Strain & Fatigue Allowing Longer Use, Attaches to any 1/4" Wand

SPECIALTY ACCESSORIES



SPECIALTY LANCE ACCESSORIES / JOB SPECIFIC

PART #	DESCRIPTION	GPM	PSI	TEMP	INLET	OUTLET	WT	LIST
Gutter Cleaner								
D20011	Gutter Cleaner, 12"	10.5	3000	195° F	1/4"QCP	1/4"QCS	.55	\$21.88
NOTE: For use w/ #5.0 or Larger Nozzle								
Water Brooms								
100869	Water Broom, 12" w/ 3-Nozzles	10.5	3000	195° F	1/4"NPT-F	65deg (3)	2.8	\$119.79
100870	Water Broom, 16" w/ 4-Nozzles	10.5	3000	195° F	1/4"NPT-F	65deg (4)	4.0	\$135.63
Foamers								
YLS12T	Foamer Kit w/ 1 Liter Tank	6.5	3200	140° F	1/4"BSP-F	1.5mm	1.1	\$207.08
NEW 14.5001	Foamer Kit w/ 1 Liter Tank	1.8-5.3	5000	140° F	1/4"FPT*	1.2mm	1.6	\$166.80
*1/4" QC Plug & 22mm Twist Coupler Plug Included								
Rotating Brush								
YROTOBRUSH*	Rotating Brush, Natural Bristle	8	435	140° F	1/4"BSP-M	N/A	1.8	\$149.70
*Excellent for Painted Finishes								
Sand Blasters								
VSANDBLST*	Sandblast Kit, Industrial	10	5075	140° F	1/4"QCP	1.22mm	8.9	\$209.24
*Sandblast Nozzle w/ Tungsten Carbide Tip + Adjustable Sand Intake + Sand Probe + 25' Sand Hose								
*#3.5 Nozzle Included								
V290001	Replacement Carbide Nozzle, Fits VSANDBLST & DWSDBTK							\$80.74
DWSDBTK*	Sandblast Kit, Industrial	3 - 10.5	5500	200° F	1/4"QCP	1/4"FPT	10.0	\$239.05
*Sandblast Nozzle w/ Tungsten Carbide Tip + Adjustable Sand Intake + Sand Probe + 25' Sand Hose								
NOTE: 1/4" MEG Nozzle NOT Included & Proper Nozzle MUST be Installed Prior to Use								
ASB001*	DWSDBTK w/ 915040M Nozzle	2 - 5.5	5500	200° F	1/4"QCP	1.32mm	10.0	\$243.49
*#4.0 Nozzle Included, Perfect for 4@4000 Applications								



Shown w/
Optional Wheel
& Handle Kit

ASH06

SAND HOPPER ASSEMBLY



PART #	DESCRIPTION	WT	LIST
HTCP ASH06	Sand Hopper Assem. w/ Heavy Duty 6500psi Carbide Sand Head	95	\$1,962.42
HTCP ASH10	Wheel Kit w/ Handle Assembly	12	\$270.27

NOTE: Powder coated steel, 300# capacity. Designed to mount on Hydro Tek trailers but can also be mounted to most flat trailers and truckbeds. Includes 50' of 3/4" Crush-Proof PVC sand hose, size 6.0 x 5° nozzle, 3/4" sand couplers to make a complete system.

514-494-5000 / 1-877-494-5001
DON'T SEE THE EXACT ACCESSORY THAT YOU NEED...CALL US TODAY.
Le prix est à titre indicatif / The price is as an indicator only (CONTACTEZ-NOUS / CONTACT US)

SPECIALTY ACCESSORIES

SUTTNER 



999 001 540

SUTTNER SLUDGE PUMP HOSE - HIGH OUTPUT

PART #	LGTH	FLOW RATE	INLET	ORIFICE	WT	LIST
--------	------	-----------	-------	---------	----	------

999 001 540	15'	11:1	M22-M	#4.0 x 0°	7.5	\$245.51
-------------	-----	------	-------	-----------	-----	----------

NOTE: Attaches to any Pressure Washer & turns it into a High Output Pump. Great for Flood Cleanup, Car Wash Pits, Draining Pools, or Chemical Spills. Vacuums up Liquid Slurries at a Ratio of 11:1 (Example: 4 GPM will Produce 44 GPM Output)

HOSE BARB: 1-1/2" / **PSI:** 4000 / **TEMP:** 104° F

MUCK SCUPPER SLUDGE & SLURRY EVACUATION TOOL

NEW

PART #	LGTH	INLET	ORIFICE	WT	LIST
--------	------	-------	---------	----	------

HTCP ANS04	15'	1/4" QCP	#4.0	10.5	\$151.79
-------------------	-----	----------	------	------	----------

HTCP ANS55	15'	1/4" QCP	#5.5	10.5	\$151.79
-------------------	-----	----------	------	------	----------

HTCP DHB17	1-1/2" Discharge Hose, PER FOOT				\$5.19
-------------------	---------------------------------	--	--	--	--------

NOTE: Turn your pressure washer into a sludge, slurry, water evacuation tool. Pressure energy of spray from pressure washer wand creates suction that pulls water, up to 87gpm, through a 15' heavy wall 1 1/2" discharge hose. Ideal for clean out of sump pots, draining a fountain or pond, and flood cleanup.

Watch it in action at: www.hydrotek.us/accessories.htm



ANS04



Connect to your existing 1/4" pressure washer wand quick connect coupler, no other tools required

UNDERCARRIAGE WAND

NEW

PART #	PSI	GPM	LENGTH	INLET	OUTLET	WT	LIST
--------	-----	-----	--------	-------	--------	----	------

HTCP AVUN1	5000	6	52"	1/4"QCS	1/4"QCS	7.5	\$125.77
-------------------	------	---	-----	---------	---------	-----	----------

For removing dirt and grime from underneath a vehicle, try Hydro Tek's undercarriage wand with casters. Simply attach the wand to your power washer gun, insert QC nozzle and roll under vehicle. The undercarriage wand is also ideal for cleaning under boat trailers and motor homes.



UNDERCARRIAGE WASHER

NEW

MODEL	PSI	GPM	COVER	COVER DIAM.	WT	LIST
-------	-----	-----	-------	-------------	----	------

HTCP ANTUN	5000	6	SS	24"	27	\$1,218.38
-------------------	------	---	----	-----	----	------------

Clean the undercarriage of trucks, boats, and farm equipment. Attach this accessory to a hot or cold pressure washer to effortlessly remove grime from the underside of vehicles and equipment. If you need to clean concrete, simply reverse the casters and flip the deck over to be used as an efficient flat surface cleaner. Rust resistant, stainless steel construction, with an aluminum spray bar, to ensure a long life of use even in corrosive environments.

NOTE: 7" clearance height needed, 210°F Max.



WASH EXTENSION POLE



WASH EXTENSION POLE

PART #	DESCRIPTION	GPM	PSI	INLET	OUTLET	WT	LIST
HTCP AVW20	Wash Extension Pole, 20'	10.4	4500	M22-M	1/4"QCS	14	\$412.00

NOTE: Safely Clean Applications up to 3 Stories **TEMP:** 210° F

The highest rated, best equipped Wash Extension Pole on the market.

The Hydro Tek 20 foot wash extension pole system offers additional features and rigidity not found with other telescopic or extension wands.

This package includes a comfort brace gun holder, shoulder harness, 19' jumper hose, three sections of 6' poles, and spray head attachment.

Designed to accept Suttner ST1500 or Hydro Tek VG200 trigger gun.
Gun and twist coupler (AVGH0) not included, see below.



No need to turn off power washer to change wands, trigger gun from pressure washer snaps easily into gun bracket.
(Fits Suttner ST1500 or Hydro Tek VG200 guns.)



AVGH0

WASH EXTENSION POLE GUN ASSEMBLY

PART #	DESCRIPTION	WT	LIST
HTCP AVGH0	Gun Assembly w/ M22-F Twist Coupler	1.31	\$81.32

NOTE: Fits AVW20 Wash Extension Pole Above, 1 Required

WASH EXTENSION POLE REPLACEMENT PARTS

PART #	DESCRIPTION	WT	LIST
HTCP DH419	6' Pole Section w/Push Pin	3.9	\$117.21
HTCP VWP72*	19' Jumper Hose Assembly	1.7	\$44.56
HTCP VWP7S**	Shoulder Harness	.4	\$17.46

*NOTE: M22-M INLET / 1/4" MPT OUTLET

**NOTE: Reduces Strain & Fatigue Allowing Longer Use



VWP7S

DON'T SEE THE EXACT WASH EXTENSION POLE THAT YOU NEED, CALL US TODAY.

514-494-5000 / 1-877-494-5001

Le prix est à titre indicatif / The price is as an indicator only (CONTACTEZ-NOUS / CONTACT US)

VIPER TELESCOPING WANDS



V-DLTG18



V-DLTG24

VIPER TELESCOPING WANDS

PART #	DESCRIPTION	GPM	PSI	INLET	OUTLET	WT	LIST
V-DLTG18	Wand, Telescoping, 18'	8	4000	3/8"QCS	1/4"QCS	15	\$223.12
V-DLTG24	Wand, Telescoping, 24'	8	4000	3/8"QCS	1/4"QCS	18	\$249.94

NOTE: Safely Clean Applications up to 3 Stories TEMP: 210° F



V-TELEGUN

REPLACEMENT GUN

PART #	DESCRIPTION	WT	LIST
V-TELEGUN	Gun, Fits 18' & 24' Viper Telescoping Wands	2.1	\$53.69

NOTE: See page 52 for Gun Specifications



V-D20015

BELT SUPPORT


PART #	DESCRIPTION	WT	LIST
V-D20015	Belt, Support	.75	\$15.41

NOTE: Reduces Strain & Fatigue Allowing Longer Use, Attaches to all GP Telescoping Wands


DON'T SEE THE EXACT TELESCOPING WAND THAT YOU NEED, CALL US TODAY.




TELESCOPING WANDS




DLTG12



DLTG18



DLTG24



DCLTG18A

GP GIRAFFE TELESCOPING WANDS

PART #	DESCRIPTION	GPM	PSI	INLET	OUTLET	WT	LIST
DLTG12	Wand, Telescoping, 7'5" - 12'	10.5	4000	3/8"NPT-F	1/4"QCS	9.2	\$184.84
DLTG18	Wand, Telescoping, 7'5" - 18'	10.5	4000	3/8"NPT-F	1/4"QCS	11.6	\$224.77
DLTG24	Wand, Telescoping, 7'8" - 24'	10.5	4000	3/8"NPT-F	1/4"QCS	14.2	\$261.37
DCLTG18A	Wand, Telescoping Aluminum, 6'5" - 18'	10.5	4000	3/8"NPT-F	1/4"QCS	13	\$449.78
DCLTG24A4	Wand, Telescoping Aluminum, 6'8" - 24'	10.5	4000	3/8"NPT-F	1/4"QCS	16.5	\$576.25

NOTE: Safely Clean Applications up to 3 Stories , Includes 3/8" QCS-M, 3/8" QCP-M, & M22-M Inlet Fittings TEMP: 195° F

GP GIRAFFE REPLACEMENT GUNS

PART #	DESCRIPTION	WT	LIST
DG4000TS12	Gun, Replacement, 12' GP Giraffe	1.45	\$63.36
DCG4000TS18	Gun, Replacement, 18' GP Giraffe	1.45	\$63.36
DCG4000TS	Gun, Replacement, 24' GP Giraffe	1.45	\$74.52

NOTE: See page 52 for Gun Specifications



DG4000TS12



D20015



GP GIRAFFE BELT SUPPORT

PART #	DESCRIPTION	WT	LIST
D20015	Belt, Support	1.1	\$27.23

NOTE: Reduces Strain & Fatigue Allowing Longer Use, Attaches to all GP Telescoping Wands

DON'T SEE THE EXACT TELESCOPING WAND THAT YOU NEED, CALL US TODAY.

514-494-5000 / 1-877-494-5001

Le prix est à titre indicatif / The price is as an indicator only (CONTACTEZ-NOUS / CONTACT US)

VIPER SURFACE CLEANERS / PARTS



V-20SC

V-SS22SC



V-20SC



V-SS22SC

VIPER FLAT SURFACE CLEANERS

MODEL	PSI	GPM	CVR	CVR DIA	WT	LIST
V-20SC	1000-4000	8	ABS	20"	23.8	\$644.13
V-SS22SC	1000-4000	8	SS	22"	33	\$1,153.42

TEMP: 200° F

VIPER REPLACEMENT PARTS

MODEL	APPLICATION DESCRIPTION	WT	LIST
-------	-------------------------	----	------

Surface Cleaner Replacement Parts


V-SWIVEL	Complete Rotary Head Assembly w/ Gease Zerk, Fits V-20SC & V-SS22SC	2	\$210.16
V-SCGUN	Gun, Fits V-20SC & V-SS22SC	2.3	\$53.69
V-SWIVELKIT19	Minor Swivel Repair Kit	.07	\$2.56
V-SWIVELKIT20	Major Swivel Repair Kit	1.95	\$187.17
V-SWIVELKIT21	Movable Pin Kit	.03	\$5.99
V-SWIVELKIT22	Swivel Housing Kit	1.05	\$40.91

20" Replacement Parts

V-CASTERKIT	20" Surface Cleaner Castor Kit	3.55	\$52.73
V-DECK20	Plastic Cover For 20" Surface Cleaner, Yellow	2.94	\$36.30
V-20SPRAYBAR	Rotary Arm For 20" Surface Cleaner	.95	\$29.67
V-SC20BRUSH	Brush For 20" Surface Cleaner, w/Bolts	1.35	\$43.94

22" Replacement Parts


V-SSCASTERKIT	22" Surface Cleaner Castor Kit	3.75	\$183.58
V-DECK22	22" Stainless Steel Cover	9.95	\$210.16
V-SSSPRAYBAR	22" Surface Cleaner 2-Way Rotary Arm, SS	.80	\$61.06
V-SS22BRUSH	Brush For 22" SS Surface Cleaner, w/Bolts	3.3	\$93.64



V-SWIVEL



V-SWIVELKIT19



V-SWIVELKIT20



V-CASTERKIT
(Set of 4)



V-20SPRAYBAR



V-SC20BRUSH



V-SSSPRAYBAR

DON'T SEE THE EXACT SURFACE CLEANER PARTS THAT YOU NEED, CALL US TODAY.

514-494-5000 / 1-877-494-5001

Le prix est à titre indicatif / The price is as an indicator only (CONTACTEZ-NOUS / CONTACT US)



SURFACE CLEANERS / PARTS



GP PROFESSIONAL FLAT SURFACE CLEANERS

MODEL	PSI	GPM	CVR	CVR DIA	WT	LIST
DFSCP12	1500-3500	6	POLY*	12"	4.0	\$381.12
DFSCP18GZ	1000-4000	8	ABS	18"	25.5	\$671.24
DCFSCP20GZ	1000-4000	8	ABS	20"	29	\$805.49
DCFSCS22Z	1000-4000	8	SS	22"	24.5	\$1,375.19

TEMP: 180° F *Polypropylene

GP - THE HAMMERHEAD REPLACEMENT PARTS

MODEL	APPLICATION DESCRIPTION	WT	LIST
-------	-------------------------	----	------

Rotary Head Swivels - Complete Assemblies

2103220	Complete Rotary Head Assembly w/ Grease Zerk, Fits DFSCP18GZ & DCFSC20GZ	1.95	\$487.93
2103221	Complete Rotary Head Assembly, Sealed, Fits DFSCP18 & DCFSCP20	1.95	\$513.62

Rotary Head Swivel - Repair Kits & Parts

2100203	Minor Repair Kit, Fits All Models	.35	\$20.55
2100373	Major Repair Kit, Fits All Sealed Models w/ 2103221 Rotary Head	.90	\$178.68
2100372	Major Repair Kit, Fits All Models w/ 2103220 Rotary Head w/ Grease Zerk	.95	\$178.68
2640015	Bearing, Fits Sealed Swivel Models DFSCP18 & DCFSCP20, 2 Required	.35	\$33.33
2640004	Bearing, Fits 2103220 Swivel Models w/ Grease Zerk, 2 Required	.35	\$51.54
2200038	Stem, Swivel (Rotor Shaft) Fits All Models	.25	\$92.51

Rotary Arm Assemblies w/ Nozzles

2530052	18" Rotary Arm Assembly w/ Nozzles	.80	\$43.53
2530009	20" Rotary Arm Assembly w/ Nozzles	.85	\$53.36

Brush Assemblies

2660049	18" Brush Assembly w/ 7 Clips	1.30	\$100.32
2660059	20" Brush Assembly w/ 12 Clips	1.45	\$117.62

Brush Clip Kit

2100204	Kit, Includes 1-clip, 1-screw, 2-washers, & 1-nut	.35	\$6.09
----------------	---	-----	--------

Replacement Gun


DCG4000FSC	Gun, Fits All GP Hammerhead Models	1.45	\$95.66
-------------------	------------------------------------	------	---------

Replacement Deck/Housing

2660119	18" Deck/Housing	3.5	\$108.81
2660045	20" Deck/Housing	3.95	\$120.26

Flat Surface Cleaner Caster Kit

2100200	Flat Surface Cleaner Caster Kit	3.45	\$94.58
----------------	---------------------------------	------	---------



DON'T SEE THE EXACT SURFACE CLEANER PARTS THAT YOU NEED, CALL US TODAY.

514-494-5000 / 1-877-494-5001

Le prix est à titre indicatif / The price is as an indicator only (CONTACTEZ-NOUS / CONTACT US)



WHISPER PRO SURFACE CLEANERS

Suggested Applications – Driveways, Parking Lots, Sidewalks, Pool and Patio Decks, Service Stations, Warehouse Floors, Loading Docks, School Yards, Public Facilities, Marina Docks, Restaurants, Stadiums, Tile Roofs, Tennis Courts, And Lots More!!



USE WITH
COLD OR
HOT
WATER

WP-EW1000

WP-UC19WW

WP-2000

EAGLE WASH

MODEL	PSI	GPM	CVR	CVR DIA	WT	LIST
WP-EW1000	2000-5000	4 - 6	ABS	16"	14	\$967.65
WP-EW2000	2000-5000	4 - 6	ABS	20"	15	\$1,261.41

DESCRIPTION: 2" Nylon Brush, Powder Coated Handle, 2500 RPM
TEMP: 185° F

ULTRA CLEAN WITH WHEELS

MODEL	PSI	GPM	CVR	CVR DIA	WT	LIST
WP-UC19WW	2000-5000	3 - 6	ABS	19"	19	\$1,054.06

DESCRIPTION: Four 3" Castors, Powder Coated Handle, 2500 RPM
TEMP: 185° F

CLASSIC YELLOW

MODEL	PSI	GPM	CVR	CVR DIA	WT	LIST
WP-2000	2000-5000	4 - 10	ABS	20"	19	\$1,503.33

DESCRIPTION: 2" Nylon Brush, Portable Breakaway Handle, 2500 RPM
TEMP: 212° F

Platinum Series

EXCLUSIVE FEATURES

- ONE-PIECE UNITIZED SWIVEL CARRIAGE
- ONE-YEAR FULL COVERAGE WARRANTY
- 5000 PSI MAX WORKING PRESSURE
- 212°F MAXIMUM TEMPERATURE

READY TO WORK!



FOR 4 NOZZLE
MODEL ADD -4
AT END OF
MODEL #

USE WITH
COLD OR
HOT
WATER

WP-2400

WP-2800

WP-3600

GROUND FORCE

MODEL	PSI	GPM	CVR	CVR DIA	WT	LIST
WP-2400	2000-5000	4 - 10	PC Alum	24"	27	\$1,814.36

DESCRIPTION: 2" Nylon Brush, Flip and Fold Handle, Four 3" Castors, Choice of 2 or 4 Nozzles, 2500 RPM
TEMP: 212° F

BIG GUY

MODEL	PSI	GPM	CVR	CVR DIA	WT	LIST
WP-2800	2000-5000	4 - 10	PC Alum	28"	41	\$1,848.92

DESCRIPTION: 2" Nylon Brush, One 4" Castor, Two 10" Pneumatic Tires, Oversized, Self-lubricating Twin Thrust Bearings, 2500 RPM
TEMP: 212° F

MAXIMA 36

MODEL	PSI	GPM	CVR	CVR DIA	WT	LIST
WP-3600	2000-5000	4 - 10	PC Alum	36"	37	\$2,246.35

DIMENSIONS: 39" x 37" x 12", Expensive to UPS
TEMP: 212° F

NOTE: Weights shown are for units only, not packaged shipping weights.

514-494-5000 / 1-877-494-5001

Le prix est à titre indicatif / The price is as an indicator only (CONTACTEZ-NOUS / CONTACT US)



WHISPER PRO PARTS

WHISPER PRO REPLACEMENT PARTS

MODEL	APPLICATION DESCRIPTION	WT	LIST
-------	-------------------------	----	------

Rotary Head Swivels - Complete Assemblies

WW-312	Complete Swivel Assembly Series 3 - Fits All Whisper Pro Models	1.95	\$616.15
---------------	---	------	----------

Rotary Head Swivel - Repair Kits & Parts

WW-311	Rebuild Cartridge Series 3 - Fits All Whisper Pro Models w/ WW-312 Swivel	1.15	\$324.85
---------------	---	------	----------

WW-315	Seal Kit, Series 3, Fits WW-312	.02	\$88.87
---------------	---------------------------------	-----	---------

WW-200	Seal Kit (Old Style) Fits WW-128 Swivel	.02	\$82.95
---------------	---	-----	---------

WW-138	Bearing, Fits All Whisper Pro Models - 2 Required	.35	\$39.42
---------------	---	-----	---------

WW-136	Rotor Shaft, Fits All Whisper Pro Models	.20	\$118.41
---------------	--	-----	----------

Spray Bar Assemblies w/ Nozzles

UC-616HC	Spray Bar Assembly w/ Nozzles, Fits WP-EW1000 Models	1.20	\$114.54
-----------------	--	------	----------

WW-300	Spray Bar Assembly w/ 2-Nozzles, Fits WP-EW2000, WP-UC19WW, & WP-2000 Models	1.35	\$114.54
---------------	--	------	----------

WW-300-4	Spray Bar Assembly w/ 4-Nozzles, Fits WP-EW2000, WP-UC19WW, & WP-2000 Models	1.45	\$161.94
-----------------	--	------	----------

GF504-2	Spray Bar Assembly w/ 2-Nozzles, Fits WP-2400 Models	1.70	\$142.19
----------------	--	------	----------

GF504-4	Spray Bar Assembly w/ 4-Nozzles, Fits WP-2400 Models	1.75	\$181.68
----------------	--	------	----------

WW-3128-2	Spray Bar Assembly w/ 2-Nozzles, Fits WP-2800 Models	2.0	\$152.06
------------------	--	-----	----------

WW-3128-4	Spray Bar Assembly w/ 4-Nozzles, Fits WP-2800 Models	2.05	\$193.53
------------------	--	------	----------

MAX635	Spray Bar Assembly w/ 2-Nozzles, Fits WP-3600 Models	2.5	\$177.74
---------------	--	-----	----------

MAX635-4	Spray Bar Assembly w/ 4-Nozzles, Fits WP-3600 Models	2.6	\$197.48
-----------------	--	-----	----------

Brush Assemblies

UC613HC	Brush Assembly, Fits WP-EW1000 Models	1.1	\$138.24
----------------	---------------------------------------	-----	----------

WW-127	Brush Assembly, Fits WP-EW2000 & WP-2000 Models	1.25	\$148.11
---------------	---	------	----------

WW-302	Brush Assembly, White (1/2" taller), Fits WP-EW2000 & WP-2000 Models	1.5	\$180.78
---------------	--	-----	----------

GF503	Brush Assembly, Fits WP-2400 Models	1.7	\$167.86
--------------	-------------------------------------	-----	----------

WW-3117	Brush Assembly, Fits WP-2800 Models	2.0	\$167.86
----------------	-------------------------------------	-----	----------

MAX627	Brush Assembly, Fits WP-3600 Models	2.6	\$187.60
---------------	-------------------------------------	-----	----------

Brush Clips & Rivets


WW-3116	Brush Clip/Rivet Set, Fits All Whisper Pro Models	.275	\$2.56
----------------	---	------	--------

WW-125	Brush Rivets, Fits All Whisper Pro Models	.115	\$0.60
---------------	---	------	--------

WW-126	Brush Clips, Fits All Whisper Pro Models	.215	\$1.98
---------------	--	------	--------

Replacement Gun

200 601 610	Gun, ST-601 Fits All Whisper Pro Models	1.15	\$67.22
--------------------	---	------	---------



514-494-5000 / 1-877-494-5001
 DON'T SEE THE EXACT WHISPER PRO PARTS THAT YOU NEED, CALL US TODAY.
 Le prix est à titre indicatif / The price is as an indicator only (CONTACTEZ-NOUS / CONTACT US)

HYDRO TWISTER® SURFACE CLEANERS



Hydro Twisters® are industrial flat-surface cleaners that connect to a pressure washer and use a spray bar rotating at a high speed just above the ground to clean concrete more consistently and faster than an operator with a wand, with less fatigue. A surface cleaner uses much less water than a hose wash down. Hydro Twister surface cleaners can be used with cold water or up to 250°F hot water, on some models, for extra stubborn grease or grime, eliminating the need for soap pretreatment in most applications.

The Hydro Twister® Advantage... Low Profile Deck: Will fit under benches & machinery, Less Fatigue: Handle is mounted at an ideal working angle, rustproof, stainless deck & handle, heavy duty for daily use, Brush guard to reduce splash on building windows and operator.

Hydro Twister® suggested applications: Driveways, drive-thrus, patios, garages, concrete sidewalks & parking lots, school yards, factory & warehouse, restroom floors, food processing floors, service stations, pool decks, sport courts, roofs & decks, loading docks, tile flooring, stadiums, marina docks, mold, moss & mildew removal.

INDUSTRIAL



USE WITH
COLD OR
HOT
WATER

The **TRIDENT HYDRO TWISTER®** cleans more square footage than others in their class. The proprietary aluminum spray arm with compound angled nozzles not only clean up to the edge but also push water aside to create more impact on the surface they clean. All stainless, rustproof deck and handle construction will keep your surface cleaner working and looking great for years.

TRIDENT HYDRO TWISTER®

3 Casters with Wishbone Handle

The caster version with three non-marking casters that allow the operator to freely move side to side or forward. Handle is free floating and folds for storage. The high pressure hose is protected inside the stainless handle tubing, ready for you to connect the pressure washer trigger gun.

MODEL	PSI	GPM	DECK	NOZZLES*	TEMP	WT	LIST
ANT24	3000-5000	3 - 6	24"	(2) 2.7	210°F	33	\$1,207.81
ANT28**	4000	5.5 - 10	28"	(2) ea. #1 & #2	250°F	45	\$1,694.08

*NOTE: Nozzles -15° **28" deck, high flow swivel, 4 nozzle spray bar with optimized thrust angle, 3 casters.

1 Caster & 2 Airless Rear Tires with Hoop Handle

A front non-marking caster paired with two large, airless tires reduce fatigue when working in straight lines. Dial up or down the pressure as needed from the hoop handle which folds down for carrying or storage.

ANT25	3000-4000	3 - 6	24"	(2) 2.7	210°F	43	\$1,420.32
ANT29**	4000	5.5 - 10	28"	(2) ea. #1 & #2	250°F	53	\$1,890.59

*NOTE: Nozzles -15° **28" deck, high flow swivel, 4 nozzle spray bar with optimized thrust angle, two airless rear wheels with hoop handle.

MADE IN THE USA

**1 YEAR
WARRANTY**



**READY TO
WORK!**



514-494-5000 / 1-877-494-5001

Le prix est à titre indicatif. Voir le site web pour les conditions de vente. (Ces prix ne comprennent pas le transport et les taxes.)

HYDRO TWISTER® SURFACE CLEANERS

NEW

The Contractor Hydro Twister® is the proven choice for professional surface cleaning...with four tools for your cleaning needs. The Contractor Twister combines a rotary surface cleaner, spot / gum remover, hydro broom, and an edger to create an **all-in-one deluxe surface cleaner**. The dual trigger guns activate either the rotary spray arm or one of the other three on-board tools. By combining four processes into one unit, you will save time and fatigue when cleaning large expanses of concrete, parking lots or other flat surfaces. The secret that makes the Contractor Hydro Twister® so effective is the ideal water spray angles and nozzle heights that optimize cleaning power.



An onboard edging tool cleans close to planters, columns, and walls or use the water broom to rinse a large area.



Caster pivot lock allows the operator to choose to lock casters for use in straight lines or unlock for cleaning side-to-side.




The under-deck spot remover uses a "six-shooter" nozzle to blast away gum or paint.

READY TO WORK!

INDUSTRIAL

1 YEAR WARRANTY

ANT4C



CONTRACTOR HYDRO TWISTER®

4 Casters with Wishbone Handle and Dual Guns

MODEL	PSI	GPM	DECK	NOZZLES*	TEMP	WT	LIST
ANT4C	4000	5.5 - 10	28"	(2)ea. #1 & #2	250°F	57	\$2,276.84

*NOTE: Nozzles - 15°

MADE IN THE USA

HYDRO TWISTER® SURFACE CLEANERS



The Contractor Roof Cleaner Hydro Twister® Need to clean a dirty roof? Attach this **Roof Cleaner** to a hot or cold pressure washer to remove algae, mildew, and dirt streaks from a roof. Constructed of rust resistant stainless steel with an aluminum spray bar to ensure a long life of use, even in corrosive environments.

CONTRACTOR ROOF CLEANER HYDRO TWISTER®

4 Adjustable Casters

Includes a pressure reduction valve, pressure gauge, non-marking wheels, and a ball valve to shut off water. Wheel width and height are adjustable, without tools, for maximum impact on a variety of roof styles.

MODEL	PSI	GPM	DECK	NOZZLES*	TEMP	WT	LIST
ANTR1	3000-4000	3 - 6	24"	(2) 2.7	175°F	33	\$2,031.54

*NOTE: Nozzles -15°



INDUSTRIAL

READY TO WORK!



Pressure adjustment with gauge and water supply on/off ball valve on deck.



Use pop pins to adjust height of deck, no tools needed.



Slide wheels in or out to adjust width for different roof styles.



The Water Recovery Hydro Twister® Vac The Twister Vac is a unique rotary surface cleaner with wash water recovery capability. Imagine how efficient you will clean without the hassle of having to do a final rinse or containing wastewater runoff. Using a Twister Vac with your existing hot water mobile wash skid, you will be able to clean flat surfaces up to 20,000 sq. ft. per hour, plus recover your wash water all in one simple step when you connect to a Hydro Vacuum® recovery system.

WATER RECOVERY HYDRO TWISTER®

4 Casters with Wishbone Handle

Stainless construction, 30" deck with brush splash guard. Requires minimum 100cfm/ 91" lift vacuum source, 2" vacuum hose, and a pressure washer. Suitable for use on greasy factory floors, concrete parking lots and drive-thru areas, gas stations and garages

MODEL	PSI	GPM	DECK	NOZZLES*	TEMP	WT	LIST
ANTV5	3000-4000	4.8 - 5.5	30"	(2) 2.7	200°F	54	\$3,523.68

NOTE: 22" Cleaning Path, 6 GPM max flow w/ larger nozzles, requires 2" vacuum hose, pressure washer, and water recovery vacuum. *Nozzles -15°



ANTV5

1 YEAR WARRANTY

MADE IN THE USA

514-494-5000 / 1-877-494-5001

Le prix est à titre indicatif. Notez que les prix indiqués sont pour les modèles de base uniquement. Les prix peuvent varier en fonction de l'équipement et des options. (US)

HYDRO TWISTER® PARTS

INDUSTRIAL



VA003



VAM03



VAM00



VA005



NSB01 & NSB02



HLH24



HT104



HT300




NM102 & NM202

NM270



200 500 910



HL010



DQ74T



DQ74F

HYDRO TWISTER® REPLACEMENT PARTS

MODEL	APPLICATION DESCRIPTION	WT	LIST
Rotary Head Swivels - Complete Assemblies			
VA003	Complete Swivel Assembly - Fits All Hydro Twister® 24" Models	.95	\$305.83
VAM03	Complete Swivel Assembly - Fits All Hydro Twister® 28" Models	.75	\$446.85
Rotary Head Swivel - Repair Kits & Parts			
VA005	Bearing Kit Assembly, Fits VA003 & VA004 Swivels- All Hydro Twister® 24" Models	.4	\$184.92
VA006	Swivel Nozzle Repair Kit, Fits All Hydro Twister® 24" Models	.1	\$156.47
VAM00	Seal Kit, Fits VAM03 & VAM04 Swivels- All Hydro Twister® 28" Models	.1	\$183.77
Spray Arms*			
NSB01	Spray Arm, Fits All Hydro Twister® 24" Models	1.3	\$169.28
NSB02	Spray Arm, Fits All Hydro Twister® 28" Models	1.5	\$196.50
*NOTE: Nozzles not included			
Replacement Brushes*			
HLH24	Brush 24", Fits ANT24 & ANT25 Models	1.5	\$66.14
HLH30	Brush 28", Fits ANT28 & ANT29 Models	1.7	\$63.72
HLH72	7pc. Brush, Fits ANT4C Models	1.5	\$71.75
HLH97	8pc. Brush, Fits ANTV5 Models	1.7	\$98.16
*NOTE: Replacement Brushes Only - Hardware Not Included			
Casters Wheels/Tires			
HT104	Tire/Wheel Assembly, Airless 4" x 10" Fits ANT25 & ANT29 Models	4.1	\$51.28
HT300	3" Caster, Fits All Hydro Twister® Models (Except ANTR1)	.75	\$15.79
HT005	Wheel, 5" x 1-5/16" Non-Marking, Fits ANTR1	2.5	\$26.89
Nozzles			
NM102	Nozzle, #1 x 15°, 1/8" MEG Fits All Hydro Twister® 28" Models	.03	\$12.37
NM202	Nozzle, #2 x 15°, 1/8" MEG Fits All Hydro Twister® 28" Models	.03	\$10.25
NM270	Nozzle, #2.7 x 15°, 1/8" MEG Fits All 24" & ANTV5 Hydro Twister® Models	.03	\$10.25
Replacement Gun			
201 500 910	Gun, ST1500-VG200, Fits ANT4C & ANTV5 Hydro Twister® Models	1.24	\$61.30
Hand Grip			
HL010	Hand Grip 1", Fits ANT24, ANT28, ANT4C & ANT5V Hydro Twister® Models	.1	\$4.38
Fittings			
D5545	Elbow Adapter 1/4" MPT x 1/4" JIC	.12	\$4.98
DQ74F	1/4" FPT x Twist Coupler Plug	.08	\$3.32
DQ74T	Twist Coupler M22 x 1/4" MPT	.18	\$16.59

HYDRO VACUUM® WASTEWATER & FLOOD RECOVERY VACUUMS



Capture and transfer up to 3000 gallons of water per hour in one step with the compact RPV vacuum system. Features a powerful, industrial 2-stage vacuum motor. A heavy duty, internal pump transfers wastewater up to 100' away while vacuuming continues...no need to stop and dump the collection tank. It is ideal for interior and exterior facilities maintenance contractors who need to collect wash water or for restoration contractors who need to pick up large volumes of water after a fire or flood. Increase your efficiency with optional vacuum tools or even a Vacuum Twister (For use with cold water or hot water up to 200°F)

The **Hydro Vacuum®** control panel has separate, lighted control switches for vacuum and pump out functions giving you the option to run them independently or together. A basket strainer collects large debris, such as leaves or trash, and quickly lifts out for dumping. There is a drain plug at the bottom of the tank to dump any residual sediment that may have settled to the bottom. (For use with cold water or hot water up to 200°F)



RPV30E1



RPV50E1
& AHS07

**READY TO
WORK!**



RPV30E1
& AHS06

RPV HIGH VOLUME ELECTRIC POWERED PORTABLE VACUUM W/ PUMP OUT

PART#	DESCRIPTION	WT	LIST
RPV30E1	30gpm, 115v, 15amp or 3500w generator, 2 Stage, 100cfm, 91" Sealed Lift	56	\$1,843.16
RPV50E1	50gpm, 115v, 20amp or 5500w generator, 2 Stage, 106cfm, 106" Sealed Lift	56	\$2,412.37

Features

- 38" Tall x 17" Wide
- 35' GFCI (Ground Fault Circuit Interrupter) Power Cord
- 26 Gallon Polyethylene Hexagonal Tank, 2" Inlet/Outlet*
- Easy to use and compact without sacrificing vacuum power
- Panel Mounted Lighted On/Off Switches For Vacuum & Pump Out
- High water level vacuum shutoff protection - 1.5" Sludge/Solids Drain
- Install an optional dry work filter for use as a high-powered shop/detail vacuum
- Pump transfers water out of the recovery tank, while vacuuming continues, without loss of suction

***NOTE:** Requires 2" diameter vacuum hose and 2" diameter discharge hose



VFBS8

Lift out basket strains out large debris to protect your transfer pump

RPV ELECTRIC POWERED PORTABLE VACUUM OPTIONS

PART#	DESCRIPTION	WT	LIST
AHS07	Wheel Kit, 6 Caster	5	\$105.17
AHS06	Wheel Kit, Dolly Style, 2- 10" Wheels & Handle Assembly	23	\$428.26
VFBB3	Dry Operation Filter, 3-Pack	.7	\$92.16

HYDRO VACUUM® WASTEWATER & FLOOD RECOVERY VACUUMS



The RGV Gas Vac is an engine powered, water recovery system with pump out. It can be used with either one or two separate pickup devices and is ideal for facilities maintenance contractors who need to collect wash water or for restoration contractors who need to pick up water after a fire or flood.

The unique polyethylene separation tanks are non-corrosive, weigh significantly less than 50 gallon steel drums, and have access to the inside for periodic cleaning & maintenance with a quick lift-off lid. Open the large 1½" valve to purge sludge/solids that settle at the bottom. Each separation tank has an automatic transfer system which pumps the water out to your bulk tank, landscape, or sanitary sewer where permitted, no heavy tipping to dump your tanks.
(For use with cold water or hot water up to 200°F)

READY TO WORK!



Transfer pump plug



Air throttle valve

RGV40: GAS ENGINE DRIVE VACUUM RECOVERY SYSTEM

PART#	DESCRIPTION	WT	LIST
RGV40V12*	25 gpm,425 CFM, 14"Hg, 190" Lift, 627cc Vanguard Elec. Start	535	\$14,473.68
RGV40H12*	25 gpm,425 CFM, 14"Hg, 190" Lift, GX630 Honda Elec. Start	535	\$15,000.00

Features

- Vacuum and pump out simultaneously and automatically, no loss of suction or lost time dumping tanks
- 12v Transfer pumps require no outside power, completely self contained
- Recovers up to 25gpm, use up to 350' total hose length – Use with one or two pickup devices
- Air throttling system allows you to independently control the suction for precise control over pickup devices when using varying lengths of hose
- 2 qty. 26 gallon lightweight non-corrosive polyethylene hexagonal separation tanks w/ 1.5" sludge/solids drain & removable Stainless Steel lids
- Easy 1 plug connection for transfer pump power and high water level shutdown
- Debris filters protect pumps and blower motor
- Large 8 gallon fuel tank integrated into frame base while keeping a small footprint
- Requires 2" diameter vacuum hose (350' max.) and 2" diameter discharge hose (100' max.)
- Optional: your choice of vacuum berms, recovery surface cleaners, vacuum accessories, see pages 70, 74 & 75
- Main Unit Dimensions & Weight: 44"L x 26" W x 34" H, 425 lbs., Vacuum Tanks: 25"L x 20" W x 36"H, 54 lbs. each

*NOTE: Max hose length 350', vacuum & discharge hose not included, see Vacuum Options & Accessories Pages 74 & 75, 650cca 24 Group Battery required (not included).



Using vacuum tools such as a vacuum arch ATP40 or a Twister Vacuum ANTV5 will increase your efficiency



RGV GAS ENGINE VACUUM RECOVERY OPTION

PART#	DESCRIPTION	WT	LIST
ATP36	Solids/Sand Separation Tank	62	\$1,000.00

ATP36



514-494-5000 / 1-877-494-5001

Le prix est à titre indicatif / The price is as an indicator only (CONTACTEZ-NOUS / CONTACT US)

HYDRO VACUUM® PARTS & ACCESSORIES



Hydro Vacuum® Recovery Options – All Models

A **MUST** have for all new vacuums as a startup bundle & great for anyone wanting to expand the applications of their existing equipment.

Includes: 1) 25' Vacuum Hose w/ 2" Cuffs, 1) 50' Vacuum Hose w/ 2" Cuffs, 1) 12" Vacuum Scupper for 2" Vac Hose, 1) 14" Squeegee Tool, 1) Aluminum Carpet Wand w/ 1-1/2" Attachment & 2" to 1-1/2" Adapter for Carpet Wand, 3 Pack of Dry Work Filters, 1) 6' Hydro Dike Water Berm* & 2) 10' Sand Bag Dams**

*NOTE: Requires 20lbs of Small Pea Gravel (NOT INCLUDED) **NOTE: Sand Required (NOT INCLUDED)



VACUUM ACCESSORY BUNDLE

PART#	DESCRIPTION	WT	LIST
AFS10	Vacuum Accessory Bundle	42	\$1,084.21



ATP40



ATP75



DHV25



VWV61

VACUUM HOSE & ACCESSORIES

PART#	DESCRIPTION	WT	LIST
ATP40	5' Hydro Vacuum Arch, Fits 2" Vac Hose, 75-200CFM Req.	7.2	\$455.37
ATP64	Vacuum Scupper, Fits 1.5" Vac Hose, 6" Wide	1.6	\$139.41
ATP75	Vacuum Scupper, Fits 2" Vac Hose, 12" Wide	2.8	\$139.86
DHV05	Cuff, Fits 2" Vacuum Hose	.24	\$11.72
DHV25	25' x 2" Vacuum Hose	9.2	\$156.47
DHV50	50' x 2" Vacuum Hose	18.1	\$271.05
DHV51	Connector, Fits 2" Vacuum Hose	.2	\$14.82
VWV56	Carpet Wand	2.1	\$268.84
VWV61	Adapter, 1-1/2" to 2" Vacuum Hose	.3	\$20.51
VWV63	14" Squeegee Tool	1.0	\$155.48

HYDRO VACUUM® PARTS & ACCESSORIES

WATER CONTAINMENT FILTRATION

PART#	DESCRIPTION	WT	LIST
VFH08	Filter Housing, 20" x 4.5", 1" Inlet/Outlet, Double O-Ring Seal	8.15	\$262.26
VFH03	Replacement O-Ring, Fits VFH08, Fits VFH08 - 2 Required	.01	\$8.78
VFW04	Filter Wrench, Fits VFH08	2	\$14.15
VFH10	Filter, Pleated Carbon, 10 Micron, 20" x 4.5", Fits VHF08	1.65	\$161.17
VFH07	Filter, Pleated Polyester, 20 Micron, 20" x 4.5", Fits VHF08	1.7	\$80.58
VFH25	Filter, String Wound, 20 Micron, 20" x 4.5", Fits VHF08	2.3	\$45.52
VFH50	Filter, String Wound, 50 Micron, 20" x 4.5", Fits VHF08	2.3	\$45.52
VFB05	Filter Bag, 7" Diameter x 32" L, 5 Micron	.45	\$16.10
VFB10	Filter Bag, 7" Diameter x 32" L, 100 Micron	.4	\$11.72
VFB41	Duo-Flow Dirt Bag, 7" Diameter x 26" L, 400 Micron Mesh Top, 100 Micron Bottom	.3	\$36.62
VFBS2	Replacement Filter Basket, 12" x 9.5", 1000 Micron, Fits AZV, RZV & RGV Models	.5	\$84.98
VFBS8	Replacement Filter Basket, 8" x 9.5", 1000 Micron, Fits RPV Models	.3	\$84.98



WATER CONTAINMENT ACCESSORIES

PART#	DESCRIPTION	WT	LIST
VB040	Hydro Carbon Oil Absorption Pillow, 40lb Capacity, 18" x 6"	1.5	\$43.89
ZMAT2	2' Sand Bag Dam (Sand Not Included)	.8	\$28.19
ZMAT6	10' Sand Bag Dam (Sand Not Included)	3.15	\$57.46
ZMAT7*	6' Hydro Dike Water Containment Berm	1.2	\$117.09

*NOTE: Requires 20lbs of Pea Small Gravel (Not Included)

RECOVERY MOTOR & PUMPS

PART#	DESCRIPTION	WT	LIST
MEV15	5.7" Motor, 2-Stage, 110-120V/9A, Fits All RPV Models	4.75	\$253.59
PS120	Transfer Pump, 12VDC, 5.0 GPM / 45 PSI Max	6	\$405.41
PS125	Transfer Pump, 120VAC, 4.5 GPM / 45 PSI Max	4	\$455.19
PS135	Transfer Pump, 12VDC, 21.0 GPM / 17.4 PSI Max, Flooded Inlet, All SS Wet End	9.7	\$867.72
PSG14*	Submersible Sump Pump, 1/3 HP/ 115VAC/ 4A, 60 GPM Max	7.1	\$332.50

*NOTE: Tethered Float Operated w/ Auto-Reset Thermal Overload, 14" Min. Sump Basin, 1-1/4" Discharge Port




Hydro Tek HOSE REELS



Stainless steel for the price of painted steel.

The Hydro Tek hose reels are made with rust-proof stainless & zinc plated steel to withstand harsh environments. All HT high PSI reels have a 3/8" NPT-F Solid Inlet & 3/8" NPT-F Swivel Outlet.

If you are looking for a **wall mount hose reel** or a **base mount reel** for mounting almost anywhere, Hydro Tek universal mount reels are right for you. These reels ship quick, fully assembled and are proudly made in the USA.



AR100



AR151



AR425

FRICITION BRAKE HOSE REELS: 16"L X 13"W X 18"H

PART#	DESCRIPTION	CAPACITY	PSI	TEMP	WT	LIST
AR100	SS Hose Reel, Small Base	3/8" x 150'	3500	250°F	19	\$357.79
AR150	SS Hose Reel, Small Base	3/8" x 150'	5000	400°F	19	\$417.42

POP-PIN LOCK HOSE REELS: 16"L X 19"W X 18"H

PART#	DESCRIPTION	CAPACITY	PSI	TEMP	WT	LIST
AR110	SS Hose Reel, Large Base	3/8" x 250'	3500	250°F	27	\$433.68
AR151	SS Hose Reel, Large Base	3/8" x 250'	5000	400°F	27	\$466.21
AR152*	SS Hose Reel, Large Base	5/8" x 150'	Inlet Reel	Cold	27	\$466.21

*NOTE: Inlet Reels feature 1/2" Swivel, 3/4" Female Garden Hose Inlet & 1/2" FPT Outlet

PIVOTING HOSE REEL: MACHINE MOUNT

Need a **pivoting hose reel**? Look at the AR425. The stainless reel has a capacity of 150' x 3/8", 5000psi, 400° and is designed to mount on tubing with the enclosed clamp. The reel has a friction brake for adjusting the drag depending on your job. It will pivot a full 360 degrees or you can slide the pin to lock the rotation where needed.

PART#	DESCRIPTION	CAPACITY	PSI	TEMP	WT	LIST
AR425	SS Hose Reel, 360° Pivot	3/8" x 150'	5000	400°F	21	\$542.11

STACKING HOSE REELS

Two stainless hose reels attached to a sturdy powder coated steel frame that conveniently bolts down to any flat surface. Ships quick in two boxes, simply bolt top reel to frame. Proudly made in the USA

PART#	DESCRIPTION	WT	LIST
AR325	Includes Powder Coated Steel Frame, 1) AR151 SS Hose Reel & 1) AR152 Inlet Reel w/ 1/2" Swivel	75	\$1,176.37
AR326	Includes Powder Coated Steel Frame & 2) AR151 SS Hose Reels	75	\$1,176.37



AR325

HOSE REELS



HYDRO TEK HOSE REELS REPLACEMENT PARTS

PART#	DESCRIPTION	WT	LIST
DR053	Swivel, 3/8" F x 3/8" F, 250°F, Fits AR100 & AR110	.24	\$29.72
DR058	Swivel, 3/8" F x 3/8" F, 400°F, Fits AR150, AR151, AR188 & AR425.90		\$87.91
DR059	Repair Kit, Fits DR058	.40	\$24.90
DR050	Swivel, High Flow, Straight Brass 1/2" M x 1/2" F, Fits AR152	.26	\$52.90
DE866	Swivel 90° Elbow, Swivel Fitting, 3/8" F x 3/8" M	.3	\$7.70
FP150	Pop-Pin Latch, Fits AR110, AR151 & AR152	.23	\$20.14
HL009	Knob/Handle, Fits All Hydro Tek Models	.1	\$6.62
HL050*	Delrin Bearing, Fits All Hydro Tek Reel Models	.01	\$1.46



*NOTE: 2 Required Per Reel & Receiver



Nilfisk HPW

HYDRO TEK

2353 Almond Avenue
Redlands, CA 92374
www.hydrotek.us
1-909-799-9222



Pressure-Pro

7300 Commercial Circle
Fort Pierce, FL 34951
www.pressure-pro.com
1-772-461-4486

514-494-5000 / 1-877-494-5001

Le prix est à titre indicatif / The price is as an indicator only (CONTACTEZ-NOUS / CONTACT US)

HOSE REELS



D30002



V30006



DHR50150D

GP & VIPER HOSE REELS

PART #	DESCRIPTION	CAPACITY	PSI	TEMP	INLET	OUTLET	WT	LIST
V30001	Hose Reel	3/8" x 50'	4000	210° F	3/8" NPT-M	3/8" NPT-F	9.3	\$81.26
D30001	Hose Reel	3/8" x 50'	3500	185° F	3/8" NPT-F	3/8" NPT-F	9.5	\$116.82
D30002	Hose Reel	3/8" x 100'	3500	185° F	3/8" NPT-F	3/8" NPT-F	11.7	\$152.16
D30004	Hose Reel	3/8" x 150'	3500	185° F	3/8" NPT-M	3/8" NPT-F	16.5	\$216.19
V30006	Hose Reel	3/8" x 200'	4000	210° F	3/8" NPT-M	3/8" NPT-F	17.1	\$204.92
D30006	Hose Reel	3/8" x 200'	3500	185° F	3/8" NPT-M	3/8" NPT-F	17.25	\$233.86

Industrial Grade Hose Reels

DHR50100D	Hose Reel, Industrial	3/8" x 100'	5000	225° F	3/8" NPT-M	3/8" NPT-F	15	\$233.23
DHR50150D	Hose Reel, Industrial	3/8" x 150'	5000	225° F	3/8" NPT-M	3/8" NPT-F	19	\$255.28

GP HOSE REEL REPLACEMENT PARTS



PART #	DESCRIPTION	WT	LIST
2103240*	Swivel, D30004 & D30006	.50	\$51.54
2103241*	Swivel, D30001 & D30002	.50	\$72.40
100888	Swivel Repair Kit, 100053 & 100887	.13	\$9.75
2103051	Swivel, All DHR Models	.95	\$62.44
2100278	Swivel Repair Kit, 2103051	.13	\$7.66
100055	Handle Kit w/ Hardware, D30001, D30002, D30004, & D30006	.30	\$9.40
100056	Handle Kit w/ Hardware, All DHR Models	.30	\$9.84
D30003	Replacement Inlet Hose for D30004, D30006	2.8	\$61.30

*TEMP: 185° F / INLET: 3/8" NPT-M / OUTLET: 3/8" NPT-F

DON'T SEE THE EXACT HOSE REEL THAT YOU NEED, CALL US TODAY.

514-494-5000 / 1-877-494-5001

Le prix est à titre indicatif / The price is as an indicator only (CONTACTEZ-NOUS / CONTACT US)

HOSE REELS




1070



ELEY
CORPORATION



1051



2652-S




2456-K

RAPID REELS BY ELEY CORPORATION


PART #	DESCRIPTION	CAPACITY	PSI	TEMP	INLET	OUTLET	WT	LIST
1070	Hose Reel, 360 Degree Pivot	3/8" x 100'	5000	325° F	3/8" FPT	3/8" FPT	26.6	\$679.34
1074	Hose Reel, 360 Degree Pivot	3/8" x 200'	5000	325° F	3/8" FPT	3/8" FPT	28.6	\$734.63

Rapid Reel Hose Reel Replacement Parts

1051	Universal Mounting Bracket	N/A	N/A	N/A	N/A	N/A	2.7	\$69.12
2652-S	Swivel, 60Degree Angle	N/A	5000	325° F	3/8" FPT	1/2" MPT	1.1	\$98.74
2456-K	Swivel Repair Kit	N/A	N/A	N/A	N/A	N/A	.50	\$23.70



M5-5



M10-5

HOSETRACT HOSE REELS

HOSETRACT HOSE REELS

PART #	CAPACITY	WT	LIST
M5-5-14*	3/8" x 75'	17.35	\$412.42
M5-5	3/8" x 100'	30.5	\$428.18
M10-5	3/8" x 250'	35	\$484.85
M15-5	3/8" x 350'	40.65	\$522.65


NOTE: PSI: 4000 / TEMP: 200° F / INLET/OUTLET: 1/2" FPT
DESCRIPTION: Hose Reel *Mini

HOSETRACT REELS REPLACEMENT PARTS

PART #	DESCRIPTION	WT	LIST
12052	45 Degree Swivel Elbow	.35	\$30.52
15962	Pin Lock	.25	\$27.93
3419-A	Handle	.90	\$24.26



15962




3419-A

HOSE REELS



SM12



SME22 & SM210
Shown with Optional Chain Guard



SM12-AL




SUMMIT HOSE REELS

PART #	DESCRIPTION	CAPACITY	PSI	TEMP	INLET	OUTLET	WT	LIST
MR12	Hose Reel, Mini	3/8" x 125'	4000	250° F	1/2" FPT	3/8" FPT	25	\$549.78
SM12	Hose Reel	3/8" x 300'	4000	250° F	1/2" FPT	1/2" FPT	38	\$580.59
SM18	Hose Reel	3/8" x 450'	4000	250° F	1/2" FPT	1/2" FPT	42	\$590.08
SM22	Hose Reel	3/8" x 550'	4000	250° F	1/2" FPT	1/2" FPT	46	\$609.03
SME12	Hose Reel, 12VDC Electric	3/8" x 300'	4000	250° F	1/2" FPT	1/2" FPT	70	\$1,284.42
SME18	Hose Reel, 12VDC Electric	3/8" x 450'	4000	250° F	1/2" FPT	1/2" FPT	75	\$1,293.90
SME22	Hose Reel, 12VDC Electric	3/8" x 550'	4000	250° F	1/2" FPT	1/2" FPT	80	\$1,303.37
SM12-AL	Hose Reel, Aluminum	3/8" x 300'	4000	250° F	1/2" FPT	1/2" FPT	24	\$888.66
SM18-AL	Hose Reel, Aluminum	3/8" x 450'	4000	250° F	1/2" FPT	1/2" FPT	27	\$912.36
SM12-AL/SS*	Hose Reel	3/8" x 300'	4000	250° F	1/2" FPT	1/2" FPT	24	\$1,225.17
SM18-AL/SS*	Hose Reel	3/8" x 450'	4000	250° F	1/2" FPT	1/2" FPT	27	\$1,248.88

*Aluminum w/ Stainless Steel Plumbing



SM102



SM140-12B



SM111



SM129

SUMMIT HOSE REEL REPLACEMENT PARTS

PART #	DESCRIPTION	WT	LIST
SM102	Pin-Lock Assy	.35	\$60.82
SM104	Swivel, SM12 & SM18	.90	\$116.12
SM124	SM104 Repair Kit	.02	\$41.68
SM111	Handle	.20	\$38.71
SM127	Repair Kit, Old Style Brass Swivel	.15	\$38.71
SM130-BLACK	Stack Kit	10.85	\$172.01
SM140-12B	Hose Guide, 12" Black	14.45	\$262.65
SM188	Swivel, Stainless Steel	.85	\$615.35
SM129	SM188 Swivel Rebuild Kit	.02	\$56.28
SM210	Chain Guard for SME Electric Reels	1.0	\$179.70

DON'T SEE THE EXACT HOSE REEL THAT YOU NEED, CALL US TODAY.

514-494-5000 / 1-877-494-5001

Le prix est à titre indicatif / The price is as an indicator only (CONTACTEZ-NOUS / CONTACT US)

HOSE REELS / SWIVELS



1516-17-18RTH10M

Hannay Reels®
The reel leader.

HANNAY INDUSTRIAL REEL

PART #	DESCRIPTION	WT	LIST
1516-17-18RTH10M*	Hose Reel, Industrial	40.5	\$1,188.84
9927.8171**	Swivel	.90	\$428.54
9936.0387	Swivel Seal Kit	.40	\$81.48

*PSI: 10,000 / TEMP: 250° F / CAPACITY: 3/8" x 175' / INLET/OUTLET: 1/2" FPT

**PSI: 10,000 / TEMP: 250° F / INLET/OUTLET: 1/2" FPT

HOSE REEL REPLACEMENT PARTS

PART #	DESCRIPTION	WT	LIST
7475*	Swivel, Brass, 1/2" F x 1/2" F	.85	\$93.69
7475K	Repair Kit fits 7475	.40	\$30.18
7475S**	Swivel, SS, 1/2" F x 1/2" F	.65	\$85.31
7476S**	Swivel, SS, 1/2" F x 3/8" F	.70	\$85.00
7475S-KIT	Repair Kit fits 7475S & 7476S	.40	\$28.16
8620A***	Super Swivel, 1/2" F x 1/2" F	.90	\$105.38

*TEMP: 300° F / PSI: 3000 — **TEMP: 300° F / PSI: 5000

***TEMP: 400° F / PSI: 5000 — NOTE: SS= Stainless Steel



7475



7475K



8620A



7475S



7080



7044



32.564

INLINE SWIVELS

PART #	DESCRIPTION	WT	LIST
V7080***	Straight, Brass, 3/8" M x 3/8" F	.24	\$8.11
7080*	Straight, Brass, 3/8" M x 3/8" F	.24	\$38.63
V7044***	Straight, SS, 3/8" M x 3/8" F	.21	\$21.28
7044**	Straight, SS, 3/8" M x 3/8" F	.21	\$50.63
7045*	Straight, Brass, 3/8" F x 3/8" F	.22	\$40.84
7084	Repair Kit, (7044, 7045, 7080)	.01	\$5.17
7440K	Repair Kit, (7030, 7035)	.02	\$19.55
32.564***	Straight, SS, 3/8" M x 3/8" F	.40	\$79.74

* TEMP: 200° F / PSI: 3000 — ** TEMP: 200° F / PSI: 5000

*** TEMP: 250° F / PSI: 4000 — NOTE: SS= Stainless Steel

PORTABLE HOSE REEL CARTS

PART #	DESCRIPTION	WT	LIST
PHR010*	Portable Hose Reel Cart w/ M10-5 Reel	55.45	\$802.09
PHR010-K	Portable Hose Reel Cart Kit, Less Reel	20.45	\$278.73
PHR015**	Portable Hose Reel Cart w/ M15-5 Reel	63.25	\$843.80
PHR015-K	Portable Hose Reel Cart Kit, Less Reel	22.6	\$288.08

* TEMP: 200° F / CAPACITY: 3/8" x 250' / INLET: 3/8" QCS / OUTLET: 3/8" QCP

** TEMP: 200° F / CAPACITY: 3/8" x 350' / INLET: 3/8" QCS / OUTLET: 3/8" QCP


NOTE: QCS = Quick Connect Socket, QCP = Quick Connect Plug

514-494-5000 / 1-877-445-9001

Le prix est à titre indicatif / The price is as an indicator only (CONTACTEZ-NOUS / CONTACT US)

HOSE ASSEMBLIES

READY TO WORK!



989400014



113036TQC22MM



113036TQC38

QUALITY HIGH PRESSURE WASHER HOSE ASSEMBLIES WITH QUICK CONNECTS

PART #	DESCRIPTION	LGTH	TEMP	WT	LIST
Prosumer Grade Hose For Pro Power Series Models					
113036TQC22MM	5/16" 1-Wire Hose, 22x14MM-F QC's on both ends	30'	140° F	5.1	\$64.79
113036TQC38	5/16" 1-Wire Hose, 3/8" Solid x 3/8" Solid QC's	30'	140° F	5.05	\$69.64
989400014	3/8" 1-Wire Hose, 22MM-F QC's on both ends	25'	250° F	5.05	\$79.24
AHS120-HCMP	3/8" 1-Wire Hose, 22MM-F QC x 3/8" QC Plug	25'	250° F	4.9	\$63.86
AHS230-22MM FXF	3/8" 1-Wire Hose, 22MM-F QC's on both ends	50'	250° F	8.95	\$120.74

PSI: 4000 / COLOR: Black

COMMERCIAL GRADE HOSE ASSEMBLIES

PART #	TYPE	LGTH	PSI	COLOR	WT	LIST
AHS230	1-Wire	50'	4200	Black	9.35	\$101.03
AHS235	1-Wire	100'	4200	Black	17.8	\$187.66
AHS240	1-Wire	150'	4200	Black	26.25	\$340.77
AHS245	1-Wire	200'	4200	Black	34.7	\$447.88
AHS280	1-Wire	50'	4200	Gray	8.75	\$114.48
AHS285	1-Wire	100'	4200	Gray	17.6	\$215.08
AHS290	1-Wire	150'	4200	Gray	26.45	\$404.87
AHS295	1-Wire	200'	4200	Gray	35.30	\$531.42
AHS330	2-Wire	50'	6000	Black	13.95	\$140.39
AHS330-SSQC*	2-Wire	50'	6000	Black	14	\$147.02
AHS330-6K**	2-Wire	50'	6000	Black	14.5	\$254.51
AHS335	2-Wire	100'	6000	Black	28	\$272.36
AHS335-SSQC*	2-Wire	100'	6000	Black	28.05	\$279.83
AHS335-6K**	2-Wire	100'	6000	Black	29	\$368.42
AHS340	2-Wire	150'	6000	Black	42	\$463.57
AHS340/SSQC*	2-Wire	150'	6000	Black	42.05	\$471.05
AHS345PRO	2-Wire	200'	6000	Black	56	\$570.68
AHS380	2-Wire	50'	6000	Gray	14.2	\$146.58
AHS380-SSQC*	2-Wire	50'	6000	Gray	14.25	\$172.91
AHS385	2-Wire	100'	6000	Gray	27.9	\$271.94
AHS385-SSQC*	2-Wire	100'	6000	Gray	27.95	\$314.38
AHS390	2-Wire	150'	6000	Gray	41.6	\$540.24
AHS395	2-Wire	200'	6000	Gray	55.3	\$712.02
AHS830**†	2-Wire	50'	7400	Black	15.25	\$322.02
AHS835**†	2-Wire	100'	7400	Black	29.9	\$528.57

DESCRIPTION: 3/8" Diameter Hose, 3/8" MPT Solid x 3/8" MPT Swivel w/ QCs, Vinyl Bend Restrictors TEMP: 250° F

* Stainless Steel Quick Connects ** With 10,000 PSI Quick Connects

† 7400 PSI Hose has 3/8" MPT Solid x 3/8" MPT Solid w/ 10K QCs



AHS230

ARMOR-FLEX®



AHS280



AHS330-SSQC



AHS380



AHS835

 **Assembled in USA**

514-494-5000 / 1-877-494-5001

Le prix est à titre indicatif / The price is as an indicator only (CONTACTEZ-NOUS / CONTACT US)

HOSE ASSEMBLIES



HOS230

ARMOR-FLEX®



HOS285



HOS335



HOS830



HOS530/8MP

COMMERCIAL GRADE HOSE ASSEMBLIES

PART #	TYPE	LGTH	PSI	COLOR	WT	LIST
--------	------	------	-----	-------	----	------

3/8" Diameter Commercial Grade Hoses

HOS230	1-Wire	50'	4200	Black	9.15	\$92.52
HOS235	1-Wire	100'	4200	Black	17.35	\$179.15
HOS240	1-Wire	150'	4200	Black	25.55	\$331.17
HOS245	1-Wire	200'	4200	Black	33.75	\$436.38
HOS280	1-Wire	50'	4200	Gray	8.9	\$105.98
HOS285	1-Wire	100'	4200	Gray	17.35	\$206.58
HOS290	1-Wire	150'	4200	Gray	25.8	\$395.26
HOS295	1-Wire	200'	4200	Gray	34.1	\$521.82
HOS330	2-Wire	50'	6000	Black	14.05	\$131.89
HOS335	2-Wire	100'	6000	Black	27.95	\$262.75
HOS340	2-Wire	150'	6000	Black	41.25	\$453.96
HOS345PRO	2-Wire	200'	6000	Black	54.55	\$561.08
HOS380	2-Wire	50'	6000	Gray	14.4	\$142.65
HOS385	2-Wire	100'	6000	Gray	27.5	\$263.44
HOS390	2-Wire	150'	6000	Gray	40.6	\$530.25
HOS395	2-Wire	200'	6000	Gray	53.7	\$702.08
HOS830 [†]	2-Wire	50'	7400	Black	15	\$216.35
HOS835 [†]	2-Wire	100'	7400	Black	29.65	\$422.91

DESCRIPTION: 3/8" MPT Solid x 3/8" MPT Swivel TEMP: 250° F

[†] 7400 PSI Hose has 3/8" MPT Solid x 3/8" MPT Solid


1/2" Diameter Commercial Grade Hoses

HOS530/6MP	2-Wire	50'	4000	Black	20.95	\$213.92
HOS530/8MP*	2-Wire	50'	4000	Black	21.12	\$214.07
HOS535/6MP	2-Wire	100'	4000	Black	41.45	\$408.51
HOS535/8MP*	2-Wire	100'	4000	Black	41.62	\$408.67
HOS540/6MP	2-Wire	150'	4000	Black	61.95	\$603.11
HOS540/8MP*	2-Wire	150'	4000	Black	62.12	\$603.26
HOS545/6MP	2-Wire	200'	4000	Black	82.45	\$859.08
HOS545/8MP*	2-Wire	200'	4000	Black	82.62	\$797.86

DESCRIPTION: 3/8" MPT Solid x 3/8" MPT Swivel TEMP: 250° F

* 1/2" MPT Solid x 1/2" MPT Swivel

DON'T SEE THE EXACT HOSE ASSEMBLY THAT YOU NEED, CALL US TODAY.



4657-2405



4657-2156

BULK PRESSURE WASHER HOSE - PER FOOT

PART #	INSIDE DIA	TYPE	PSI	COLOR	LIST
4657-2400	1/4"	1-Wire	3500	Black	\$2.32
4657-2410	1/4"	2-Wire	6000	Black	\$2.65
4657-2405	3/8"	1-Wire	4000	Black	\$2.09
4657-2156	3/8"	1-Wire	4000	Gray	\$2.60
4657-2406	3/8"	2-Wire	6000	Black	\$2.75
4657-2290	3/8"	2-Wire	6000	Gray	\$3.29
4657-2425	1/2"	2-Wire	4000	Black	\$3.92

514-494-5000 / 1-877-494-5001

Le prix est à titre indicatif / The price is as an indicator only (CONTACTEZ-NOUS / CONTACT US)

HOSE ASSEMBLIES

ARMOR-FLEX[®] PRO



AHS280-AFP




AHS275-AFP

Continental



HOS050-SC



HOS200-024



HOS300-024



HOS800-024



HOS500-032/8MP

Armor-Flex[™] PRO Premium Grade Hose Assemblies

PART#	TYPE	LGTH	PSI	COLOR	WT	LIST
HOS270-AFP	1-Wire	50'	4000	Blue	12.2	\$112.39
HOS275-AFP	1-Wire	100'	4000	Blue	23.6	\$213.96
HOS280-AFP	1-Wire	50'	4000	Gray	12.2	\$112.39
HOS285-AFP	1-Wire	100'	4000	Gray	23.6	\$213.96
HOS330-AFP	2-Wire	50'	5500	Black	15.3	\$205.52
HOS335-AFP	2-Wire	100'	5500	Black	29.7	\$401.37
HOS380-AFP	2-Wire	50'	5500	Gray	15.3	\$215.25
HOS385-AFP	2-Wire	100'	5500	Gray	29.7	\$420.79
AHS270-AFP*	1-Wire	50'	4000	Blue	12.4	\$122.38
AHS275-AFP*	1-Wire	100'	4000	Blue	23.8	\$223.95
AHS280-AFP*	1-Wire	50'	4000	Gray	12.4	\$122.38
AHS285-AFP*	1-Wire	100'	4000	Gray	23.8	\$223.95
AHS330-AFP*	2-Wire	50'	5500	Black	15.5	\$214.55
AHS335-AFP*	2-Wire	100'	5500	Black	29.9	\$410.39
AHS380-AFP*	2-Wire	50'	5500	Gray	15.5	\$224.27
AHS385-AFP*	2-Wire	100'	5500	Gray	29.9	\$429.81

DESCRIPTION: 3/8" Diameter Hose 3/8" MPT Solid x 3/8" MPT Swivel

TEMP: -20°F to +250°F NOTE: NOT FOR STEAM SERVICE

*With Quick Connects. 75' & 200' Lengths Available - Call Factory

Whitewater Steam Combo Hose

PART#	TYPE	LGTH	PSI	COLOR	WT	LIST
HOS050-SC	1-Wire	50'	3000	Black	12.3	\$348.32
HOS100-SC	1-Wire	100'	3000	Black	23.3	\$654.97

DESCRIPTION: 3/8" Diameter Hose, 3/8" MPT Solid x 3/8" MPT Solid

TEMP: 250°F Max @ 3000 PSI / 325°F Max @ 350 PSI

JUMPER HOSE

PART #	TYPE	LGTH	PSI	WT	LIST
3/8" Diameter Quality High Pressure Hose					
HOS200-024	1-Wire	2'	4000	.80	\$16.47
HOS200-048	1-Wire	4'	4000	1.5	\$20.57
HOS200-072	1-Wire	6'	4000	2.15	\$24.67
HOS200-096	1-Wire	8'	4000	2.8	\$28.77
HOS300-024	2-Wire	2'	6000	.95	\$17.77
HOS300-048	2-Wire	4'	6000	1.6	\$23.16
HOS300-072	2-Wire	6'	6000	2.2	\$28.55
HOS300-096	2-Wire	8'	6000	2.8	\$33.94
HOS800-024 [†]	2-Wire	2'	7400	1.0	\$29.57
HOS800-048 [†]	2-Wire	4'	7400	1.7	\$35.31
HOS800-072 [†]	2-Wire	6'	7400	2.3	\$40.97

DESCRIPTION: 3/8" MPT Solid x 3/8" MPT Swivel COLOR: Black

[†]7400 PSI Hose has 3/8" MPT Solid x 3/8" MPT Solid

1/2" Diameter Quality High Pressure Hose

HOS500-020/8MP	1-Wire	20"	4000	1.45	\$26.42
HOS500-036/8MP	1-Wire	3'	4000	1.95	\$31.55
HOS500-096/8MP	1-Wire	8'	4000	5.25	\$50.72
HOS500-180/8MP/8MPX	1-Wire	15'	4000	9.8	\$77.53

DESCRIPTION: 1/2" MPT Solid x 1/2" MPT Swivel / COLOR: Black

NOTE: Custom Lengths Available in R1, R2, Black or Gray

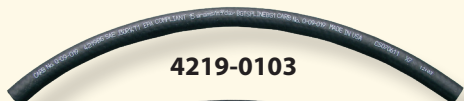
SPECIALITY HOSE



3284-2501



3284-2503



4219-0103



4219-5401



4511-0251



3205-0046



4600-0500



988VR-50



AR11-063GHT50



4465-1702

BLACK PUSH ON BYPASS HOSE - PER FOOT

PART #	DESCRIPTION	PSI	INSIDE DIA	LIST
3284-2501	Hose, Push Lock	300	1/4"	\$2.17
3284-2503	Hose, Push Lock	300	3/8"	\$2.56
3284-2504	Hose, Push Lock	300	1/2"	\$3.47

BLACK FUEL HOSE - PER FOOT

PART #	DESCRIPTION	LIST
4219-0103	Hose, Diesel Fuel Line	\$1.24
4219-5401	Hose, Gasoline Fuel Line, Low Perm	\$2.21

INSIDE DIAMETER: 1/4" / PSI: 50

CLEAR REINFORCED HOSE - PER FOOT

PART #	DESCRIPTION	DIA	LIST
4511-0251	Polybraid PVC, Reinforced Clear Braid	1/4"	\$0.43
4511-0381	Polybraid PVC, Reinforced Clear Braid	3/8"	\$0.60
4511-0501	Polybraid PVC, Reinforced Clear Braid	1/2"	\$0.87
4511-0751	Polybraid PVC, Reinforced Clear Braid	3/4"	\$1.62
4511-1001	Polybraid PVC, Reinforced Clear Braid	1"	\$2.37

POLYBRAID SUCTION HOSE - PER FOOT

PART #	INSIDE DIA	PSI	COLOR	LIST
3205-0040	3/4"	250	Red	\$5.49
3205-0046	1"	250	Red	\$7.27
PSG-114	1-1/4"	90	Green	\$5.13
PSG-112	1-1/2"	90	Green	\$5.88

DESCRIPTION: Premo Reinforced Suction Hose, Heavy Wall

CLEAR WIRE REINFORCED HOSE - PER FOOT

PART #	DESCRIPTION	DIA	LIST
4600-0500	Clear Hose, Wire Inserted	1/2"	\$2.26
4600-1000	Clear Hose, Wire Inserted	1"	\$5.34

GARDEN HOSE

PART #	LGTH	INSIDE DIA	COLOR	WT	LIST
Professional Grade					
988VR-50	50'	3/4"	Black	11.7	\$100.99
988VR-100	100'	3/4"	Black	22.15	\$182.67
DESCRIPTION: 3/4" GHT-M x 3/4" GHT-F, 400 PSI, 140° F Max					
Industrial Grade Flextral					
AR11-063GHT50	50'	5/8"	Black	14.35	\$127.38
AR11-063GHT100	100'	5/8"	Black	27.85	\$231.01
AR11-075GHT50	50'	3/4"	Black	17.95	\$158.06
AR11-075GHT100	100'	3/4"	Black	34.95	\$293.46
DESCRIPTION: 3/4" GHT-M x 3/4" GHT-F, 200 PSI, 30° F to 180° F					
HT OEM					
HTCP AG100	100'	5/8"	Black	15	\$160.46
DESCRIPTION: 3/4" GHT-M x 3/4" GHT-F, 75 PSI, 150° F Max					

AG SPRAY HOSE - PER FOOT

PART #	DESCRIPTION	INSIDE DIA	PSI	COLOR	LIST
4465-1702	Hose, Ag Spray	3/8"	570	Yellow	\$1.70
P600-12	Hose, Ag Spray	1/2"	570	Orange	\$2.26

NOTE: 3/8" Only Available in 200' or 400' Lengths & 1/2" in 300' Lengths

DON'T SEE THE EXACT HOSE THAT YOU NEED, CALL US TODAY.

Le prix est à titre indicatif / The price is as an indicator only (CONTACTEZ-NOUS / CONTACT US)

HOSE ACCESSORIES



12683



12685



12688



04-16706953



04-16700010




04-16700020



62004




62005



50012



HAS10



HAS16



HAS20



7100-00105




7100-10525



7100-1029



7301-09145



7266-00045

HOSE CLAMPS

PART #	DESCRIPTION	WT	LIST
12683	Clamp, Spring 7/16"	.01	\$0.32
12685	Clamp, Spring 9/16"	.01	\$0.38
12688	Clamp, Spring 11/16"	.01	\$0.61
04-16706953	Clamp, Pinch SS 7.5mm	.01	\$1.07
04-16700010	Clamp, Pinch SS 13.3mm	.01	\$1.14
04-16700020	Clamp, Pinch SS 18.5mm	.01	\$1.31
62004	Clamp, Gear 7/32" - 5/8"	.02	\$2.73
62005	Clamp, Gear 5/16" - 7/8"	.02	\$2.73
50012	Clamp, Gear 9/16" - 1-1/4"	.04	\$2.80
50032	Clamp, Gear 1-9/16" - 2-1/2"	.06	\$2.73
HAS10	Clamp, Gear SS .56" - 1.06"	.05	\$2.29
HAS16	Clamp, Gear SS .69" - 1.5"	.05	\$2.49
HAS20	Clamp, Gear SS .75" - 1.75"	.05	\$2.49

NOTE: SS = Stainless Steel



GATES 1 PIECE HOSE CRIMPS

PART #	DESCRIPTION	WT	LIST
7100-10035	4G-4MP 1/4" H x 1/4" NPT-M Solid	.02	\$5.29
7100-10255	4G-4MPX 1/4" H x 1/4" NPT-M Swivel	.17	\$8.33
7100-1008	6G-6MP 3/8" H x 3/8" NPT-M Solid	.19	\$3.79
7100-10525	6G-6FP 3/8" H x 3/8" NPT-F Solid	.18	\$9.17
7100-1029	6G-6MPX 3/8" H x 3/8" NPT-M Swivel	.26	\$6.12
7100-00105	8G-6MP 1/2" H x 3/8" NPT-M Solid	.28	\$6.95
7100-00315	8G-6MPX 1/2" H x 3/8" NPT-M Swivel	.35	\$10.78
7100-00115	8G-8MP 1/2" H x 1/2" NPT-M Solid	.32	\$7.03
7100-00555	8G-8FP 1/2" H x 1/2" NPT-F Solid	.31	\$19.31
7100-00325	8G-8MPX 1/2" H x 1/2" NPT-M Swivel	.40	\$10.87

GATES 2 PIECE HOSE CRIMPS

PART #	DESCRIPTION	WT	LIST
7266-00045	4PC1FA Crimp Ferrule, Aluminum	.03	\$4.74
7301-09145	4G-4MP 1/4" H x 1/4" NPT-M Solid	.07	\$4.22

HOSE ACCESSORIES



7231-81211

GATES HOSE REPAIR COUPLERS

PART #	DESCRIPTION	WT	LIST
7231-81211	R1-6MP (1-Wire Hose) Repair Coupler	.25	\$12.08
7231-81224	R2-6MP (2-Wire Hose) Repair Coupler	.27	\$14.26

DESCRIPTION: 3/8" H x 3/8" NPT-M Solid NOTE: No Crimper Required

044769



609781



654324



374970



003748



VINYL BEND RESTRICTORS

PART #	DESCRIPTION	COLOR	WT	LIST
044769	3/8" x 3.5" Hose Bend Restrictors	Green	.04	\$0.43
609781	3/8" x 5" Hose Bend Restrictors	Blue	.06	\$0.67
654324	3/8" x 5" Hose Bend Restrictors	Black	.06	\$0.47
374970	3/8" x 5" Hose Bend Restrictors	Red	.06	\$0.52
003748	1/2" x 6.5" Hose Bend Restrictors	Black	.07	\$1.18

HOSE CRIMPER ASSEMBLIES

PART #	DESCRIPTION	WT	LIST
LWP-A	Flextral Crimper Assembly, Pneumatic	45	\$4,706.12
LWP-E	Flextral Crimper Assembly, 1HP Electric	45	\$6,841.55



NOTE: Complete w/ 3/8" & 1/2" Dies & Rings



DON'T SEE THE EXACT HOSE OR ACCESSORY THAT YOU NEED, CALL US TODAY.

514-494-5000 / 1-877-494-5001

Le prix est à titre indicatif / The price is as an indicator only (CONTACTEZ-NOUS / CONTACT US)

HOSE ACCESSORIES / JETTER HOSE

ENGINE OIL DRAIN HOSE ASSEMBLIES


PART #	DESCRIPTION	LGTH	INLET	OUTLET	WT	LIST
AOD005	GX160-200 Honda Engines	6"	1/8" MPT	1/4" MPT	.25	\$12.83
AOD009	6HP EX 170 & 9HP EX270 Robin Subaru Engines	6"	1/4" MPT	1/4" MPT	.26	\$17.46
AOD010	GX270, 340, & 390 Honda Engines	6"	M12x1.5mm MPT	1/4" MPT	.31	\$20.75
AOD015	GX610, 620, & 670 (Old Style) Honda Engines, Robin Subaru 18HP, 16-21HP Vanguard, & Kohler 14-27HP V-Twin Engines	6"	3/8" MPT	1/4" MPT	.32	\$19.75
AOD016	GX630, 660, & 690 (New Style) Honda Engines	6"	M20x1.5mm MPT	1/4" MPT	.32	\$20.86
AOD016-18	Same as Above - 18" Long Hose	18"	M20x1.5mm MPT	1/4" MPT	.42	\$23.42
AOD018	Kohler Diesel KDW1003 26HP	24"	3/8" MPT	1/4" MPT	.46	\$19.63
AOD038	Kohler 38-40HP Engines	6"	1/2" MPT	1/4" MPT	.34	\$18.01



AOD030



AOD035



AOD036

PUMP OIL DRAIN HOSE ASSEMBLIES

PART #	DESCRIPTION	LGTH	INLET	WT	LIST
AOD020	CAT Pumps Solid Shaft	10"	1/4" MPT	.29	\$18.13
AOD030	All AR Pumps	6"	3/8" MPT	.34	\$16.27
AOD035	All GP Solid Shaft	6"	1/4" MPT	.26	\$17.46
AOD035-18	All GP Solid Shaft - 18" Long Hose	18"	1/4" MPT	.35	\$19.83
AOD035-24	All GP Solid Shaft - 24" Long Hose	24"	1/4" MPT	.40	\$21.09
AOD036	All GP - EZ Series Pumps	6"	1/4" MPT	.26	\$17.46

OUTLET FOR ALL ASSEMBLIES: 1/4" MPT

SCHIEFFER

International Group



PRO04100S



PRO06300S

SCHIEFFER JETTER HOSE


PART #	LGTH	PSI	DIA	COLOR	INLET	OUTLET	WT	LIST
PRO02050	50'	4800	1/8"	Black	1/8" MP	1/8" MP	1.45	\$113.71
PRO02100	100'	4800	1/8"	Black	1/8" MP	1/8" MP	2.7	\$192.76
PRO04050S	50'	4400	1/4"	Black	1/4" MP	1/4" MPX	3.3	\$117.70
PRO04100S	100'	4400	1/4"	Black	1/4" MP	1/4" MPX	6.35	\$228.58
PRO04150S	150'	4400	1/4"	Black	1/4" MP	1/4" MPX	9.45	\$333.93
PRO04200S	200'	4400	1/4"	Black	1/4" MP	1/4" MPX	12.6	\$446.66
PRO04250S	250'	4400	1/4"	Black	1/4" MP	1/4" MPX	19.5	\$549.53
PRO06100S	100'	4000	3/8"	Black	3/8" MP	3/8" MPX	11.8	\$431.95
PRO06150S	150'	4000	3/8"	Black	3/8" MP	3/8" MPX	17.5	\$629.31
PRO06200S	200'	4000	3/8"	Black	3/8" MP	3/8" MPX	27.5	\$735.86
PRO06250S	250'	4000	3/8"	Black	3/8" MP	3/8" MPX	31.9	\$871.41
PRO06300S	300'	4000	3/8"	Black	3/8" MP	3/8" MPX	37	\$987.60
PRO08050S	50'	4000	1/2"	Green	1/2" MP	1/2" MPX	9.6	\$339.46
PRO08100S	100'	4000	1/2"	Green	1/2" MP	1/2" MPX	18.25	\$587.68

NOTE: Ask About Other Available Lengths MP=Solid MPX=Swivel

DON'T SEE THE EXACT HOSE ACCESSORY / JETTER HOSE THAT YOU NEED, CALL US TODAY.

514-494-5000 / 1-877-494-5001
Le prix est à titre indicatif / The price is as an indicator only (CONTACTEZ-NOUS / CONTACT US)

JETTER ACCESSORIES / JETTER NOZZLES




999 000 012

SUTTNER



999 002 305



PFV004

FOOT ACTUATED VALVES

PART #	DESCRIPTION	PSI	GPM	TEMP	INLET	OUTLET	WT	LIST
999 000 012	Foot Actuated Valve	3000	8	320° F	3/8" NPT-F	1/4" NPT-F	7.0	\$199.93
200810400	999 000 012, Repair Kit							\$22.32
999 002 305	Foot Actuated Valve	5000	12	300° F	3/8" NPT-F	1/4" NPT-F	14	\$497.70
202 300 490	999 002 305, Repair Kit							\$21.92
PFV004	Foot Actuated Valve	7250	21	210° F	1/2" NPT-F	1/2" NPT-F	8.6	\$995.10
Y30541424	PFV004, Repair Kit							\$537.24



YDRNT1



YDRNT2

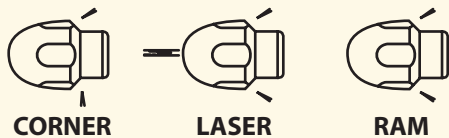
GP JETTER NOZZLES

PART #	DESCRIPTION	PSI	ORIFICE SIZE	WT	LIST
YDRNT1	Microdrain, Brass	1750	3.5	.02	\$35.74
YDRNT2	Microdrain, SS	3650	4	.02	\$54.08

NOTE: SS = Stainless Steel / INLET: 1/4" BSP-M



J.E. ADAMS JETTER NOZZLES



CORNER

LASER

RAM



TCS45S1F



TLS45S1F



TCS45S2F



TLS45S2F



TRS45S2F

PART #	DESCRIPTION	PSI	ORIFICE SIZE	INLET	WT	LIST
TCS45S1F	Corner	4000	4.5	1/8"	.02	\$33.97
TLS45S1F	Laser	4000	4.5	1/8"	.02	\$33.97
TCS55S1F	Corner	4000	5.5	1/8"	.02	\$33.97
TLS55S1F	Laser	4000	5.5	1/8"	.02	\$33.97
TRS55S1F	Ram	4000	5.5	1/8"	.02	\$33.97
TCS45S2F	Corner	4000	4.5	1/4"	.04	\$33.97
TLS45S2F	Laser	4000	4.5	1/4"	.04	\$33.97
TRS45S2F	Ram	4000	4.5	1/4"	.04	\$33.97
TCS55S2F	Corner	4000	5.5	1/4"	.04	\$33.97
TLS55S2F	Laser	4000	5.5	1/4"	.04	\$33.97
TRS55S2F	Ram	4000	5.5	1/4"	.04	\$33.97

DON'T SEE THE EXACT JETTER ACCESSORY / JETTER NOZZLE THAT YOU NEED, CALL US TODAY.

514-494-5000 / 1-877-494-5001


Le prix est à titre indicatif / The price is as an indicator only (CONTACTEZ-NOUS / CONTACT US)

JETTER NOZZLES

SUTTNER




122 375 000




121 370 170



123 065 187



200 049 650



200 049 600



VSSDN050

SUTTNER JETTER NOZZLES

PART #	PORTS	PSI	ORIFICE SIZE	INLET	WT	LIST
--------	-------	-----	--------------	-------	----	------

Fixed Nozzles

122 375 000	0 Forward, 3 Back	4200	4.5	1/8"	.02	\$33.85
122 370 170	1 Forward, 3 Back	4200	5.5	1/8"	.02	\$33.85
121 370 170	1 Forward, 3 Back	4200	4.5	1/4"	.04	\$33.85
121 375 175	1 Forward, 4 Back	4200	5.5	1/4"	.04	\$33.85
121 470 170	1 Forward, 4 Back	4200	6	1/4"	.04	\$33.85
121 480 180	1 Forward, 3 Back	4200	7.5	1/4"	.04	\$33.85
121 395 195	1 Forward, 3 Back	4200	8	1/4"	.04	\$33.85
121 320 000	1 Forward, 3 Back	4200	12	1/4"	.08	\$33.85
123 065 188	1 Forward, 3 Back	4200	4	3/8"	.08	\$66.79
123 065 187	1 Forward, 4 Back	4200	5.5	3/8"	.08	\$66.79
123 065 189	1 Forward, 4 Back	4200	8.5	3/8"	.08	\$66.79
123 065 186	1 Forward, 4 Back	4200	12	3/8"	.08	\$66.79
123 065 185	1 Forward, 4 Back	4200	14	3/8"	.08	\$66.79

Rotating Nozzles

200 049 650	0 Forward, 3 Back	4000	5.5	1/8"	.08	\$72.16
200 049 600	0 Forward, 3 Back	4000	5.5	1/4"	.08	\$72.16
200 049 700	0 Forward, 2 Side	4000	5.5	1/4"	.08	\$72.16
200 049 610	0 Forward, 3 Back	4000	8	1/4"	.08	\$72.16
200 049 951	0 Forward, 2 Back, 2 Side	7300	5	1/8"	.05	\$95.11
200 049 971	0 Forward, 2 Back, 2 Side	7300	7	1/8"	.05	\$95.11

VIPER JETTER NOZZLE

PART #	PORTS	PSI	ORIFICE SIZE	INLET	WT	LIST
--------	-------	-----	--------------	-------	----	------

Rotating Nozzle

VSSDN050	0 Forward, 3 Back	3200	5.0	1/4"	.08	\$11.31
-----------------	-------------------	------	-----	------	-----	---------

NEED A JETTER VALVE FOR YOUR PUMP???

See page 49 for
Pump Jetter Valves



100315



AR40161

DON'T SEE THE EXACT JETTER NOZZLE THAT YOU NEED, CALL US TODAY.

JETTER NOZZLES



PENETRATOR



FLUSHER



CORNERING



Px REVOLVER



DE-ICER/DE-GREASER




IMPACTOR

AquaNOZ® JETTER NOZZLES

DESCRIPTION	INLET	WT	LIST
PENETRATOR	1/4" FPT	.05	\$80.75
Dislodges blockage	3/8" FPT	.05	\$84.27
(1 Forward Jet, 3 Back Jets)	1/2" FPT	.15	\$89.77
FLUSHER	1/4" FPT	.05	\$80.75
Flushes loose debris	3/8" FPT	.05	\$84.27
(6 Back Jets)	1/2" FPT	.15	\$89.77
CORNERING	1/4" FPT	.05	\$71.80
Navigates around P-Traps and tight bends	3/8" FPT	.10	\$77.20
(1 Forward Jet, 1 Side Jet, 3 Back Jets)	1/2" FPT	.15	\$84.27
Px REVOLVER	1/4" FPT	.10	\$320.61
Polishes and maximizes line recovery	3/8" FPT	.25	\$412.36
(2 Side Jets, 2 Back Jets)	1/2" FPT	.55	\$610.69
DE-ICER/DE-GREASER	1/4" FPT	.10	\$91.48
Removal of heavily blocked lines with grease, hard soap or even ice	3/8" FPT	.15	\$102.08
(3 Forward Angle Jets, 6 Back Jets)	1/2" FPT	.25	\$107.61
IMPACTOR	1/4" FPT	.10	\$98.64
Moves sand, grit and light scale which may have accumulated within the line	3/8" FPT	.15	\$107.61
(1 Forward Jet, 3 Side Jets, 6 Back Jets)	1/2" FPT	.25	\$114.79

NOTE: Available from .125" up to 1.00" and will clean lines from 1" to 24" using only 1.7 GPM to 80 GPM with pressures ranging from 1200 PSI to 15,000 PSI.

Simply Call With Your GPM & PSI & We Will Have The Nozzles Custom Built To Your Required Specs.



3-PIECE KIT WITH STORAGE RACK



6-PIECE KIT WITH STORAGE RACK

AquaNOZ® SEWER SOLUTION KITS

DESCRIPTION	INLET	WT	LIST
3 PIECE KIT	1/4" FPT	1.10	\$547.07
Includes storage rack, one Penetrator, one Flusher, and one Px Revolver	3/8" FPT	1.10	\$637.52
	1/2" FPT	1.95	\$856.69
4 PIECE KIT	1/4" FPT	1.20	\$636.41
Includes storage rack, one Penetrator, one Flusher, one De-Icer/De-Greaser, and one PX Revolver	3/8" FPT	1.25	\$733.82
	1/2" FPT	2.25	\$961.78
5 PIECE KIT	1/4" FPT	1.30	\$732.71
Includes storage rack, one Penetrator, one Flusher, one De-Icer/De-Greaser, one Impactor, and one Px Revolver	3/8" FPT	1.40	\$838.91
	1/2" FPT	2.45	\$1,073.81
6 PIECE KIT	1/4" FPT	1.45	\$802.81
Includes storage rack, one Penetrator, one Flusher, one De-Icer/De-Greaser, one Impactor, one Cornering, and one Px Revolver	3/8" FPT	1.60	\$914.24
	1/2" FPT	2.75	\$1,156.10

DON'T SEE THE EXACT JETTER NOZZLE THAT YOU NEED. CALL US TODAY.

514-494-5000 / 1-877-494-5001
Le prix est à titre indicatif / The price is as an indicator only (CONTACTEZ-NOUS / CONTACT US)



V00030Q



V15030Q



V25030Q



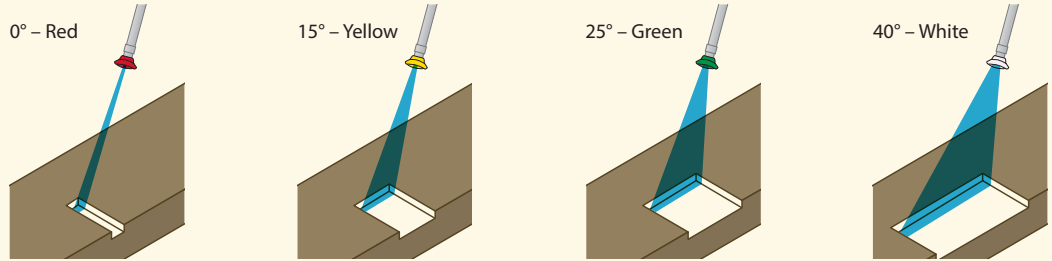
V40030Q

VIPER HIGH PRESSURE SPRAY NOZZLES

NOZZLE	DESCRIPTION
0° - RED	Cutting Nozzle. It delivers a concentrated stream that can gouge or cut. It can cut stubborn stains from concrete and other hard surfaces.
15° - YELLOW	Chiseling Nozzle. Working at a 45° angle, this nozzle works like a scraper, stripping paint, grease and grime from hard surfaces.
25° - GREEN	Flushing Nozzle. The most commonly used nozzle for cleaning dirt from siding, sidewalks and metal furniture as well as for wet sweeping leaves.
40° - WHITE	Wash Nozzle. Its widespray allows you to wash and rinse a large area fast. It is usually safe with most surfaces, including aluminum siding, windows and vehicles.

Nozzle Fan Selection

Select the nozzle degree or spray angle, based on your application. Standard nozzle degrees – 0°, 15°, 25°, 40°. Using the wrong nozzle degree can damage the surface you are cleaning.



VIPER QC NOZZLES

LIST: \$3.68 WT: .04

VIPER QC NOZZLES - PART NUMBER CHART

NOZZLE SIZE	0° - RED	15° - YELLOW	25° - GREEN	40° - WHITE
3.0	V00030Q	V15030Q	V25030Q	V40030Q
3.5	V00035Q	V15035Q	V25035Q	V40035Q
4.0	V00040Q	V15040Q	V25040Q	V40040Q
4.5	V00045Q	V15045Q	V25045Q	V40045Q
5.0	V00050Q	V15050Q	V25050Q	V40050Q
5.5	V00055Q	V15055Q	V25055Q	V40055Q



V65400Q

VIPER BRASS QC CHEMICAL NOZZLE

NOZZLE SIZE	PART NO.	ANGLE	WT	LIST
40.0	V65400Q	65°	.04	\$2.66

VIPER BRASS QC SOAP SHOOTER

PART NO.	DESCRIPTION	WT	LIST
AB00006G	Soap Shooter, Long Range Detergent Nozzle	.05	\$5.79



AB00006G

514-494-5000 / 1-877-494-5001

Le prix est à titre indicatif / The price is as an indicator only (CONTACTEZ-NOUS / CONTACT US)

VIPER 1/4" MEG SPRAY NOZZLES



V00030M



V15035M



V25035M




V40040M

VIPER 1/4" MEG HIGH PRESSURE SPRAY NOZZLES

NOZZLE	DESCRIPTION
0°	Cutting Nozzle. It delivers a concentrated stream that can gouge or cut. It can cut stubborn stains from concrete and other hard surfaces.
15°	Chiseling Nozzle. Working at a 45° angle, this nozzle works like a scraper, stripping paint, grease and grime from hard surfaces.
25°	Flushing Nozzle. The most commonly used nozzle for cleaning dirt from siding, sidewalks and metal furniture as well as for wet sweeping leaves.
40°	Wash Nozzle. Its widespray allows you to wash and rinse a large area fast. It is usually safe with most surfaces, including aluminum siding, windows and vehicles.

Nozzle Fan Selection
 Select the nozzle degree or spray angle, based on your application. Standard nozzle degrees – 0°, 15°, 25°, 40°. Using the wrong nozzle degree can damage the surface you are cleaning.




VIPER 1/4" MEG NOZZLES

LIST: \$3.53 WT: .05

VIPER 1/4" MEG NOZZLES - PART NUMBER CHART

NOZZLE SIZE	0° - RED	15° - YELLOW	25° - GREEN	40° - WHITE
3.0	V00030M	V15030M	V25030M	V40030M
3.5	V00035M	V15035M	V25035M	V40035M
4.0	V00040M	V15040M	V25040M	V40040M
4.5	V00045M	V15045M	V25045M	V40045M



V65400M

VIPER BRASS 1/4" MEG CHEMICAL NOZZLE

NOZZLE SIZE	PART NO.	ANGLE	WT	LIST
40.0	V65400M	65°	.05	\$3.37



SPRAY NOZZLES



900055Q



915055Q



925045Q



940045Q

QC NOZZLES

PART NO. BREAKDOWN

- 9 Spray Nozzle
- 4 Spray Angle 40°
- 0
- 0
- 3 Nozzle Size, 03.0
- 0
- Q 1/4" Quick Connect

NOTE: Tough-Hardened Stainless Steel Orifice in a Stainless Steel Housing

LIST: \$7.01 WT: .04

GP HIGH PRESSURE SPRAY NOZZLES

NOZZLE DESCRIPTION

- 0° - RED** Cutting Nozzle. It delivers a concentrated stream that can gouge or cut. It can cut stubborn stains from concrete and other hard surfaces.
- 15° - YELLOW** Chiseling Nozzle. Working at a 45° angle, this nozzle works like a scraper, stripping paint, grease and grime from hard surfaces.
- 25° - GREEN** Flushing Nozzle. The most commonly used nozzle for cleaning dirt from siding, sidewalks and metal furniture as well as for wet sweeping leaves.
- 40° - WHITE** Wash Nozzle. Its widespray allows you to wash and rinse a large area fast. It is usually safe with most surfaces, including aluminum siding, windows and vehicles.



940025M



940035M



940040M



915035S



925040S



900040S

1/4" MEG NOZZLES

PART NUMBER BREAKDOWN

- 9 Spray Nozzle
- 4 Spray Angle 40°
- 0
- 0
- 3 Nozzle Size, 03.0
- 0
- M 1/4" Male Pipe

LIST: \$7.01 WT: .04

1/8" MEG NOZZLES

PART NUMBER BREAKDOWN

- 9 Spray Nozzle
- 4 Spray Angle 40°
- 0
- 0
- 3 Nozzle Size, 03.0
- 0
- S 1/8" Male Pipe

LIST: \$7.01 WT: .03



965400Q



965400M

GP NOZZLES - PART NUMBER CHART

NOZZLE SIZE	0° - RED	15° - YELLOW	25° - GREEN	40° - WHITE
2.0	900020	915020	925020	940020
2.5	900025	915025	925025	940025
3.0	900030	915030	925030	940030
3.5	900035	915035	925035	940035
3.7	900037	915037	925037	940037
4.0	900040	915040	925040	940040
4.5	900045	915045	925045	940045
5.0	900050	915050	925050	940050
5.5	900055	915055	925055	940055
6.0	900060	915060	925060	940060
6.5	900065	915065	925065	940065
7.0	900070	915070	925070	940070
7.5	900075	915075	925075	940075
8.0	900080	915080	925080	940080
8.5	900085	915085	925085	940085
9.0	900090	915090	925090	940090
10.0	900100	915100	925100	940100

NOTE: Just add Q, M or S at end of Part Number to indicate Inlet Design

GP BRASS CHEMICAL NOZZLES

NOZZLE SIZE	PART NO.	ANGLE	WT	LIST
40.0	965400Q	65°	.04	\$2.73
40.0	965400M	65°	.05	\$4.58



SA 1/4 MEG 15 02



SA 1/4 MEG 15 04

WashJet®



SA 1/4 MEG 25 02



SA 1/4 MEG 25 03

1/4" MEG NOZZLES

PART NO. BREAKDOWN

SA	Standard w/o Vane
1/4 MEG	1/4" Male Pipe
4	Spray Angle 40°
0	
0	Nozzle Size, 03.0
3	
0	

LIST: \$11.02 WT: .03

WashJet® HIGH PRESSURE SPRAY NOZZLES W/O VANE

FEATURES

- High Pressure, High Impact Solid Stream (0°) or Flat Fan Spray Pattern
- Spray Angles of 5° to 65° at Operating Pressures from 300 to 4000 PSI (20 to 275 bar)
- Quick Visual Reference for Spray Alignment with Milled Side Flats
- Longer Wear Life and Flow Control Accuracy with Especially Hardened Stainless Steel Construction

SPRAYING SYSTEMS NOZZLES - PART NUMBER CHART

SPRAY ANGLE	PART NO.	NOZZLE SIZES - ADD TO END OF PART NUMBER											
0	SA 1/4 MEG 00	N/A	02	N/A	03	035	04	045	05	055	06	065	07
5	SA 1/4 MEG 05	N/A	02	N/A	03	N/A	04	N/A	05	055	06	N/A	07
15	SA 1/4 MEG 15	015	02	N/A	03	035	04	045	05	055	06	065	07
25	SA 1/4 MEG 25	015	02	N/A	03	035	04	045	05	055	06	065	07
40	SA 1/4 MEG 40	N/A	02	N/A	03	035	04	045	05	055	06	065	07
65	SA 1/4 MEG 65	N/A	02	025	03	N/A	04	045	05	055	06	065	07
0	SA 1/4 MEG 00	075	08	085	09	095	10	11	12	125	13	15	18
5	SA 1/4 MEG 05	N/A	08	N/A	09	N/A	N/A	N/A	12	N/A	N/A	15	N/A
15	SA 1/4 MEG 15	075	08	085	09	095	10	11	12	125	13	15	18
25	SA 1/4 MEG 25	075	08	085	09	095	10	11	12	125	13	15	18
40	SA 1/4 MEG 40	075	08	085	09	095	10	11	12	125	13	15	18
65	SA 1/4 MEG 65	N/A	08	N/A	09	N/A	10	N/A	12	N/A	N/A	15	N/A
0	SA 1/4 MEG 00	20	25	30	35	40	50	60	70	80	90		
5	SA 1/4 MEG 05	20	25	30	N/A	40	N/A	N/A	N/A	N/A	N/A		
15	SA 1/4 MEG 15	20	25	30	35	40	50	60	N/A	N/A	N/A		
25	SA 1/4 MEG 25	20	25	30	35	40	50	60	N/A	N/A	N/A		
40	SA 1/4 MEG 40	20	25	30	35	40	50	60	N/A	N/A	N/A		
65	SA 1/4 MEG 65	20	N/A	30	N/A	N/A	N/A	N/A	N/A	N/A	N/A		

NOTE: N/A = This Nozzle Size Not Available

WashJet®



1/4 MEG 15 025

1/4 MEG 25 02

WashJet® HP SPRAY NOZZLES W/ VANE

PART

- 1/4 MEG 15 01
- 1/4 MEG 15 02
- 1/4 MEG 15 025
- 1/4 MEG 25 02
- 1/4 MEG 25 025
- 1/4 MEG 25 03

WT: .04

FEATURES

- Uniform Distribution by using Internal Guide Vane to stabilize liquid turbulence

**RECOMMENDED FOR
SURFACE CLEANER USE**

LIST

- \$11.26
- \$11.26
- \$11.26
- \$11.26
- \$11.26
- \$11.26

ADJUSTABLE SPRAY NOZZLES



YHL35



YHL80



AL413F-1.25



AL413F-1.60



AL413F-1.35

GP ADJUSTABLE NOZZLES

PART #	COLOR	ORIFICE SIZE	LIST
YHL2.0	Light Green	2.0	\$41.68
YHL2.5	Pink	2.5	\$41.68
YHL3.0	White	3.0	\$41.68
YHL3.5	Brown	3.5	\$41.68
YHL4.0	Dark Yellow	4.0	\$41.68
YHL4.5	Blue	4.5	\$41.68
YHL5.0	Light Purple	5.0	\$41.68
YHL5.5	Dark Red	5.5	\$41.68
YHL6.0	Dark Green	6.0	\$41.68
YHL7.0	Orange	7.0	\$41.68
YHL8.0	Silver	8.0	\$41.68
Y25070824	YHL, Repair Kit		\$18.97

DESCRIPTION: Variable Spray Angle with High/Low Pressure Setting
GPM: 10.5 / **PSI:** 4050 / **TEMP:** 195° F / **INLET:** 1/4" BSP-F / **WT:** .30
NOTE: Push/Pull for Easy Change between High & Low Pressure; Simply Twist to adjust Fan Spray Pattern from 0 - 80 Degrees

AR VARI-SPRAY NOZZLES

PART #	COLOR	ORI. SIZE	ORI. MM	LIST
AL413F-1.00	Dark Brown	2.0	1.00	\$36.06
AL413F-1.05	Pink	2.2	1.05	\$36.06
AL413F-1.10	Red	2.5	1.10	\$36.06
AL413F-1.15	Lilac	2.7	1.15	\$36.06
AL413F-1.20	Bright Yellow	3.0	1.20	\$36.06
AL413F-1.25	Light Green	3.5	1.25	\$36.06
AL413F-1.30	Orange	3.8	1.30	\$36.06
AL413F-1.35	Blue	4.0	1.35	\$36.06
AL413F-1.40	Beige	4.5	1.40	\$36.06
AL413F-1.45	Dark Yellow	4.8	1.40	\$36.06
AL413F-1.50	Light Blue	5.0	1.50	\$36.06
AL413F-1.55	White	5.5	1.55	\$36.06
AL413F-1.60	Black	6.0	1.60	\$36.06
AL413F-1.65	Purple	6.5	1.65	\$36.06

PSI: 2000 - 3200 / **TEMP:** 140° F / **INLET:** 1/4" F / **WT:** .30
NOTE: Push/Pull for Easy Change between High & Low Pressure; Simply Twist to adjust Fan Spray Pattern from 0 - 50 Degrees **ORI. = ORIFICE**

ROTATING SPRAY NOZZLES



ZROTOMAX2



190040

3500 PSI ROTOMAX ROTATING NOZZLES

PART #	COLOR	GPM	LIST
ZROTOMAX1	Red	2.1 - 2.6	\$107.06
ZROTOMAX2	Light Blue	2.9 - 4.0	\$107.06
ZROTOMAX3	Black	4.2 - 5.5	\$107.06
190040	ZROTOMAX, Repair Kit		\$52.80

TEMP: 176° F / INLET: 1/4" BSP-F / WT: .55 / KIT WT: .03
ALWAYS START ROTOMAX ROTATING NOZZLES POINTING DOWN!



ZRMAX581

5800 PSI ROTOMAX ROTATING NOZZLES

PART #	ORIFICE SIZE	GPM	LIST
ZRMAX581	140	2.3 - 4.7	\$325.77
ZRMAX583	160	3.3 - 6.6	\$325.77

TEMP: 176° F / INLET: 1/4" BSP-F / WT: .75
ALWAYS START ROTOMAX ROTATING NOZZLES POINTING DOWN!



0204006910




0204106910

5800 PSI ROTOJET NOZZLES

PART #	ORIFICE SIZE	LIST	REPAIR KIT	LIST
0204006900	3.0	\$254.67	0204106900	\$114.66
0204006905	3.5	\$254.67	0204106905	\$114.66
0204006910	4.0	\$254.67	0204106910	\$114.66
0204006915	4.5	\$254.67	0204106915	\$114.66
0204006920	5.0	\$254.67	0204106920	\$114.66
0204006925	5.5	\$254.67	0204106925	\$114.66
0204006930	6.0	\$254.67	0204106930	\$114.66
0204006940	7.0	\$254.67	0204106940	\$114.66
0204006950	8.0	\$254.67	0204106950	\$114.66
0204006960	9.0	\$254.67	0204106960	\$114.66
0204006970	10.0	\$254.67	0204106970	\$114.66
0204006980	11.0	\$254.67	0204106980	\$114.66
0204006990	12.0	\$254.67	0204106990	\$114.66
0204007020	15.0	\$323.47	0204107020	\$193.33
0204007070	20.0	\$311.03	0204107070	\$182.11

GPM: 10 / TEMP: 212° F / INLET: 1/4" FPT / WT: 1.7 / KIT WT: .05
ALWAYS START ROTOJET NOZZLES POINTING DOWN!



0204006800

7250 PSI ROTOJET NOZZLES

PART #	ORIFICE SIZE	LIST	REPAIR KIT	LIST
0204006800	3.0	\$1,548.14	0204106800	\$841.83
0204006805	3.5	\$1,548.14	0204106805	\$841.83
0204006820	5.0	\$1,548.14	0204106820	\$841.83

GPM: 10 / TEMP: 210° F / INLET: 1/4" BSP-F / WT: 1.55 / KIT WT: .05
ALWAYS START ROTOJET NOZZLES POINTING DOWN!

ROTATING SPRAY NOZZLES



22060A-4.0

09240A-2.5

5800 PSI TURBO-LASER NOZZLES

PART #	ORIFICE SIZE	LIST	REPAIR KIT	LIST
22060A-2.0	2.0	\$296.15	09240A-2.0	\$166.44
22060A-2.5	2.5	\$296.15	09240A-2.5	\$166.44
22060A-3.0	3.0	\$296.15	09240A-3.0	\$166.44
22060A-3.5	3.5	\$296.15	09240A-3.5	\$166.44
22060A-4.0	4.0	\$296.15	09240A-4.0	\$166.44
22060A-4.5	4.5	\$296.15	09240A-4.5	\$166.44
22060A-5.0	5.0	\$296.15	09240A-5.0	\$166.44
22060A-5.5	5.5	\$296.15	09240A-5.5	\$166.44
22060A-6.0	6.0	\$296.15	09240A-6.0	\$166.44
22060A-7.0	7.0	\$296.15	09240A-7.0	\$166.44
22060A-8.0	8.0	\$296.15	09240A-8.0	\$166.44
22060A-12.0	12.0	\$296.15	09240A-12.0	\$166.44

GPM: 10 / TEMP: 195° F / INLET: 1/4" BSP-F / WT: 1.65 / KIT WT: .10
ALWAYS START TURBO-LASER NOZZLES POINTING DOWN!



200 457 540

200 457 140

6000 PSI ST-457 TURBO NOZZLES

PART #	COLOR	ORI. SIZE	LIST	REPAIR KIT	LIST
200 457 530	Yellow	3.0	\$203.09	200 457 130	\$115.80
200 457 535	Violet	3.5	\$203.09	200 457 135	\$115.80
200 457 540	Brown	4.0	\$203.09	200 457 140	\$115.80
200 457 545	Lt. Green	4.5	\$203.09	200 457 145	\$115.80
200 457 550	Black	5.0	\$203.09	200 457 150	\$115.80
200 457 555	Lt. Blue	5.5	\$203.09	200 457 155	\$115.80
200 457 560	Red	6.0	\$203.09	200 457 160	\$115.80
200 457 570	Pink	7.0	\$203.09	200 457 170	\$115.80
200 457 580	Orange	8.0	\$203.09	200 457 180	\$115.80
200 457 590	Green	9.0	\$203.09	200 457 190	\$115.80
200 457 510	Gray	10.0	\$203.09	200 457 110	\$115.80

GPM: 10 / TEMP: 212° F / INLET: 1/4" NPT-F / WT: 1.5 / KIT WT: .05
ALWAYS START ST-457 TURBO NOZZLES POINTING DOWN!

SPRAY NOZZLE CHART

SPRAY NOZZLE CHART - GPM

NOZZLE SIZE	ORIFICE DIAMETER	1000 PSI	1250 PSI	1500 PSI	1750 PSI	2000 PSI	2250 PSI	2500 PSI	3000 PSI	3250 PSI	3500 PSI	3750 PSI	4000 PSI	4500 PSI	5000 PSI	6000 PSI	7000 PSI
1	.026 / 0.66 mm	0.5	0.56	0.61	0.66	0.71	0.75	0.79	0.87	0.9	0.94	0.97	1.0	1.06	1.12	1.22	1.32
1.5	.031 / 0.79 mm	0.75	0.84	0.92	0.99	1.06	1.13	1.19	1.3	1.35	1.4	1.45	1.5	1.59	1.68	1.84	1.98
2	.034 / 0.86 mm	1.0	1.12	1.22	1.32	1.41	1.50	1.58	1.73	1.80	1.87	1.94	2.0	2.12	2.4	2.45	2.65
2.25	.0375 / 0.95 mm	1.13	1.26	1.38	1.49	1.59	1.69	1.78	1.95	2.03	2.1	2.18	2.25	2.39	2.52	2.76	2.98
2.5	.039 / 0.99 mm	1.25	1.40	1.53	1.65	1.77	1.88	1.98	2.17	2.25	2.34	2.42	2.5	2.65	2.8	3.06	3.31
2.75	.0415 / 1.05 mm	1.38	1.54	1.68	1.82	1.94	2.06	2.17	2.38	2.48	2.57	2.66	2.75	2.92	3.07	3.37	3.64
3	.043 / 1.09mm	1.5	1.68	1.84	1.98	2.12	2.25	2.37	2.6	2.70	2.81	2.90	3.0	3.18	3.35	3.60	3.90
3.25	.0455 / 1.16 mm	1.63	1.82	1.99	2.15	2.3	2.44	2.57	2.81	2.93	3.04	3.15	3.25	3.45	3.63	3.98	4.30
3.5	.048 / 1.22 mm	1.75	1.96	2.14	2.32	2.47	2.63	2.77	3.03	3.15	3.27	3.39	3.5	3.71	3.91	4.30	4.60
4	.052 / 1.32 mm	2.0	2.24	2.45	2.65	2.83	3.00	3.16	3.46	3.61	3.74	3.87	4.0	4.24	4.47	4.90	5.30
4.5	.055 / 1.40 mm	2.25	2.52	2.76	2.98	3.18	3.38	3.56	3.9	4.06	4.21	4.36	4.5	4.77	5.03	5.50	5.90
5	.057 / 1.45 mm	2.5	2.80	3.06	3.31	3.54	3.75	3.95	4.33	4.51	4.68	4.84	5.0	5.30	5.59	6.10	6.60
5.5	0.06 / 1.52 mm	2.75	3.07	3.37	3.64	3.89	4.13	4.35	4.76	4.96	5.14	5.33	5.5	5.83	6.15	6.70	7.30
6	.062 / 1.57 mm	3.0	3.35	3.67	3.97	4.24	4.50	4.74	5.2	5.41	5.61	5.81	6.0	6.36	6.71	7.30	7.90
6.5	.064 / 1.63 mm	3.25	3.63	3.98	4.30	4.6	4.88	5.14	5.63	5.86	6.08	6.29	6.5	6.89	7.27	8.00	8.60
7	.067 / 1.70 mm	3.5	3.91	4.29	4.63	4.95	5.25	5.53	6.06	6.31	6.55	6.78	7.0	7.42	7.83	8.60	9.30
7.5	0.07 / 1.78 mm	3.75	4.19	4.59	4.96	5.3	5.63	5.93	6.5	6.76	7.02	7.26	7.5	7.95	8.39	9.20	9.90
8	.072 / 1.83 mm	4.0	4.47	4.9	5.29	5.66	6.00	6.32	6.93	7.21	7.48	7.75	8.0	8.49	8.94	9.80	10.06
8.5	.074 / 1.88 mm	4.25	4.75	5.21	5.62	6.01	6.38	6.72	7.36	7.66	7.95	8.23	8.5	9.02	9.5	10.40	11.20
9	.076 / 1.93 mm	4.5	5.03	5.51	5.95	6.36	6.75	7.12	7.79	8.11	8.42	8.71	9.0	9.55	10.06	11.00	11.90
9.5	.078 / 1.98 mm	4.75	5.31	5.82	6.28	6.72	7.13	7.51	8.23	8.56	8.89	9.20	9.5	10.08	10.62	11.64	12.57
10	.080 / 2.03 mm	5.0	5.59	6.12	6.61	7.07	7.50	7.91	8.66	9.01	9.35	9.68	10	10.61	11.18	12.25	13.23
11	.083 / 2.11 mm	5.5	6.15	6.74	7.28	7.78	8.25	8.7	9.53	9.92	10.29	10.65	11	11.67	12.3	13.47	14.55
12	.087 / 2.21 mm	6.0	6.71	7.35	7.94	8.49	9.00	9.49	10.39	10.82	11.22	11.62	12	12.73	13.42	14.70	15.90
12.5	.089 / 2.26 mm	6.25	6.99	7.65	8.27	8.84	9.38	9.88	10.83	11.27	11.69	12.10	12.5	13.26	13.98	15.31	16.54
13	.091 / 2.31 mm	6.5	7.27	7.96	8.60	9.19	9.75	10.28	11.26	11.72	12.16	12.59	13	13.79	14.53	15.92	17.20
14	.093 / 2.36 mm	7.0	7.83	8.57	9.26	9.9	10.5	11.07	12.12	12.62	13.1	13.56	14	14.85	15.65	17.15	18.52
15	.096 / 2.44 mm	7.5	8.39	9.19	9.92	10.61	11.25	11.86	12.99	13.52	14.03	14.52	15	15.91	16.77	18.40	19.80
20	.109 / 2.77 mm	10	11.18	12.25	13.23	14.14	15	15.81	17.32	18.03	18.71	19.36	20	21.21	22.36	24.49	26.46
25	.125 / 3.18 mm	12.5	13.98	15.31	16.54	17.68	18.75	19.76	21.65	22.53	23.39	24.21	25	26.52	27.95	30.62	33.07
30	.141 / 3.58 mm	15	16.77	18.37	19.84	21.21	22.50	23.72	25.98	27.04	28.06	29.05	30	31.82	33.54	36.74	39.69
40	.156 / 3.96 mm	20	22.36	24.49	26.46	28.28	30.00	31.62	34.64	36.06	37.42	38.73	40	42.43	44.72	48.99	52.92
50	.172 / 4.37 mm	25	27.95	30.62	33.07	35.36	37.50	39.53	43.3	45.07	46.77	48.41	50	53.03	55.9	61.24	66.14
60	.188 / 4.78 mm	30	33.54	36.74	39.69	42.43	45.00	47.43	51.96	54.08	56.12	58.09	60	63.64	67.08	73.48	79.37



ARJ040-QC



ARJ055



ARJ703-QC

5800 PSI ROTOJET NOZZLES

With D10077 Stainless Steel Plug Installed

PART #	ORIFICE SIZE	LIST	REPAIR KIT	LIST
ARJ030-QC	3.0	\$259.18	0204106900	\$114.66
ARJ035-QC	3.5	\$259.18	0204106905	\$114.66
ARJ040-QC	4.0	\$259.18	0204106910	\$114.66
ARJ045-QC	4.5	\$259.18	0204106915	\$114.66
ARJ055-QC	5.5	\$259.18	0204106925	\$114.66
ARJ060-QC	6.0	\$259.18	0204106930	\$114.66
ARJ080-QC	8.0	\$259.18	0204106950	\$114.66
ARJ100-QC	10.0	\$259.18	0204106970	\$114.66
ARJ120-QC	12.0	\$259.18	0204106990	\$114.66
ARJ150-QC	15.0	\$327.97	0204107020	\$193.33
ARJ200-QC	20.0	\$315.54	0204107070	\$182.11

GPM: 10 / TEMP: 212° F / INLET: 1/4" QC Plug / WT: 1.75 / KIT WT: .05

NOTE: QC = Quick Connect

ALWAYS START ROTOJET NOZZLES POINTING DOWN!

5800 PSI ROTOJET NOZZLES

With 100560 Stainless Steel Filter Plug Installed

PART #	ORIFICE SIZE	LIST	REPAIR KIT	LIST
ARJ030	3.0	\$277.98	0204106900	\$114.66
ARJ035	3.5	\$277.98	0204106905	\$114.66
ARJ040	4.0	\$277.98	0204106910	\$114.66
ARJ045	4.5	\$277.98	0204106915	\$114.66
ARJ055	5.5	\$277.98	0204106925	\$114.66
ARJ060	6.0	\$277.98	0204106930	\$114.66
ARJ080	8.0	\$277.98	0204106950	\$114.66
ARJ100	10.0	\$277.98	0204106970	\$114.66
ARJ120	12.0	\$277.98	0204106990	\$114.66
ARJ150	15.0	\$346.78	0204107020	\$193.33
ARJ200	20.0	\$334.34	0204107070	\$182.11

GPM: 10 / TEMP: 212° F / INLET: 1/4" QC Plug / WT: 1.90 / KIT WT: .05

NOTE: QC = Quick Connect

ALWAYS START ROTOJET NOZZLES POINTING DOWN!

7250 PSI ROTOJET NOZZLE

With BW2EF2-S 10K Twist Plug Installed

PART #	ORIFICE SIZE	LIST	REPAIR KIT	LIST
ARJ703-QC	3.0	\$1,589.09	0204106800	\$841.83

GPM: 10 / TEMP: 210° F / INLET: 1/4" 10K QC Twist Plug / WT: 1.75 /

KIT WT: .05 NOTE: QC = Quick Connect

ALWAYS START ROTOJET NOZZLES POINTING DOWN!





ATL040



ATL040-F



ATN7K-35

5800 PSI TURBO-LASER NOZZLES

With D10077 Stainless Steel Plug Installed

PART #	ORIFICE SIZE	LIST	REPAIR KIT	LIST
ATL020	2.0	\$298.51	09240A-2.0	\$166.44
ATL030	3.0	\$298.51	09240A-3.0	\$166.44
ATL035	3.5	\$298.51	09240A-3.5	\$166.44
ATL040	4.0	\$298.51	09240A-4.0	\$166.44
ATL045	4.5	\$298.51	09240A-4.5	\$166.44
ATL050	5.0	\$298.51	09240A-5.0	\$166.44
ATL055	5.5	\$298.51	09240A-5.5	\$166.44
ATL060	6.0	\$298.51	09240A-6.0	\$166.44
ATL070	7.0	\$298.51	09240A-7.0	\$166.44
ATL080	8.0	\$298.51	09240A-8.0	\$166.44
ATL120	12.0	\$298.51	09240A-12.0	\$166.44

GPM: 10 / TEMP: 195° F / INLET: 1/4" QC Plug / WT: 1.70 / KIT WT: .10
ALWAYS START TURBO-LASER NOZZLES POINTING DOWN!

5800 PSI TURBO-LASER NOZZLES

With 100560 Stainless Steel Filter Plug Installed

PART #	ORIFICE SIZE	LIST	REPAIR KIT	LIST
ATL020-F	2.0	\$319.44	09240A-2.0	\$166.44
ATL030-F	3.0	\$319.44	09240A-3.0	\$166.44
ATL035-F	3.5	\$319.44	09240A-3.5	\$166.44
ATL040-F	4.0	\$319.44	09240A-4.0	\$166.44
ATL045-F	4.5	\$319.44	09240A-4.5	\$166.44
ATL050-F	5.0	\$319.44	09240A-5.0	\$166.44
ATL055-F	5.5	\$319.44	09240A-5.5	\$166.44
ATL060-F	6.0	\$319.44	09240A-6.0	\$166.44
ATL070-F	7.0	\$319.44	09240A-7.0	\$166.44
ATL080-F	8.0	\$319.44	09240A-8.0	\$166.44
ATL120-F	12.0	\$319.44	09240A-12.0	\$166.44

GPM: 10 / TEMP: 195° F / INLET: 1/4" QC Plug / WT: 1.85 / KIT WT: .10
ALWAYS START TURBO-LASER NOZZLES POINTING DOWN!

7250 PSI TURBO-LASER NOZZLES

With BW2EF2-S 10K Twist Plug Installed

PART #	ORIFICE SIZE	LIST	REPAIR KIT	LIST
ATN7K-35	3.5	\$2,093.42	09485-35	\$1,641.04
ATN7K-45	4.5	\$2,093.42	09485-45	\$1,641.04

GPM: 10 / TEMP: 195° F / INLET: 1/4" 10K QC Twist Plug / WT: 2.1 / KIT WT: .10
ALWAYS START TURBO-LASER NOZZLES POINTING DOWN!

Assembled in USA



ARJ040-QC-S

6000 PSI ST-457 TURBO NOZZLES

With D10077 Stainless Steel Plug Installed

PART #	COLOR	ORI. SIZE	LIST	REPAIR KIT	LIST
ARJ030-QC-S	Yellow	3.0	\$242.39	200 457 130	\$115.80
ARJ035-QC-S	Violet	3.5	\$242.39	200 457 135	\$115.80
ARJ040-QC-S	Brown	4.0	\$242.39	200 457 140	\$115.80
ARJ045-QC-S	Lt. Green	4.5	\$242.39	200 457 145	\$115.80
ARJ050-QC-S	Black	5.0	\$242.39	200 457 150	\$115.80
ARJ055-QC-S	Lt. Blue	5.5	\$242.39	200 457 155	\$115.80
ARJ060-QC-S	Red	6.0	\$242.39	200 457 160	\$115.80
ARJ070-QC-S	Pink	7.0	\$242.39	200 457 170	\$115.80
ARJ080-QC-S	Orange	8.0	\$242.39	200 457 180	\$115.80
ARJ090-QC-S	Green	9.0	\$242.39	200 457 190	\$115.80
ARJ100-QC-S	Gray	10.0	\$242.39	200 457 110	\$115.80

NOTE: ORI. = ORIFICE / GPM: 10 / TEMP: 212° F / INLET: 1/4" QC Plug / WT: 1.55 / KIT WT: .05 ALWAYS START ST-457 TURBO NOZZLES POINTING DOWN!



ARJ040-S

6000 PSI ST-457 TURBO NOZZLES

With 100560 Stainless Steel Filter Plug Installed

PART #	COLOR	ORI. SIZE	LIST	REPAIR KIT	LIST
ARJ030-S	Yellow	3.0	\$261.19	200 457 130	\$115.80
ARJ035-S	Violet	3.5	\$261.19	200 457 135	\$115.80
ARJ040-S	Brown	4.0	\$261.19	200 457 140	\$115.80
ARJ045-S	Lt. Green	4.5	\$261.19	200 457 145	\$115.80
ARJ050-S	Black	5.0	\$261.19	200 457 150	\$115.80
ARJ055-S	Lt. Blue	5.5	\$261.19	200 457 155	\$115.80
ARJ060-S	Red	6.0	\$261.19	200 457 160	\$115.80
ARJ070-S	Pink	7.0	\$261.19	200 457 170	\$115.80
ARJ080-S	Orange	8.0	\$261.19	200 457 180	\$115.80
ARJ090-S	Green	9.0	\$261.19	200 457 190	\$115.80
ARJ100-S	Gray	10.0	\$261.19	200 457 110	\$115.80

NOTE: ORI. = ORIFICE / GPM: 10 / TEMP: 212° F / INLET: 1/4" QC Plug / WT: 1.70 / KIT WT: .05 ALWAYS START ST-457 TURBO NOZZLES POINTING DOWN!

Assembled in USA

**NEED A REPLACEMENT
FILTER PLUG???**

See page 117



100560


Don't see the exact
Nozzle Assembly you need?

Call us today.

We can build it
for the **RIGHT** price!




ARM020



ARM010-F



ARM581-SS



ARM581-F



ARM581



100145

3500 PSI ROTOMAX ROTATING NOZZLES

PART #	COLOR	GPM	WT	LIST
--------	-------	-----	----	------

With D10007 Plug Installed

ARM010	Red	2.1 - 2.6	.60	\$109.55
ARM020	Light Blue	2.9 - 4.0	.60	\$109.55
ARM030	Black	4.2 - 5.5	.60	\$109.55

With 100560 Filter Plug Installed

ARM010-F	Red	2.1 - 2.6	.80	\$131.58
ARM020-F	Light Blue	2.9 - 4.0	.80	\$131.58
ARM030-F	Black	4.2 - 5.5	.80	\$131.58

TEMP: 176° F / INLET: 1/4" QC Plug NOTE: QC = Quick Connect
ALWAYS START ROTOMAX ROTATING NOZZLES POINTING DOWN!

5800 PSI ROTOMAX ROTATING NOZZLES

PART #	ORIFICE SIZE	GPM	WT	LIST
--------	--------------	-----	----	------

With D10077 Stainless Steel Plug Installed

ARM581-SS	140	2.3 - 4.7	.80	\$331.26
ARM583-SS	160	3.3 - 6.6	.80	\$331.26

With 100560 Stainless Steel Filter Plug Installed

ARM581-F	140	2.3 - 4.7	1.0	\$350.06
ARM583-F	160	3.3 - 6.6	1.0	\$350.06

With BW2EF2-S 10K Twist Plug Installed

ARM581	140	2.3 - 4.7	1.0	\$363.83
ARM583	160	3.3 - 6.6	1.0	\$363.83

TEMP: 176° F / INLET: 1/4" QC Plug NOTE: QC = Quick Connect
ALWAYS START ROTOMAX ROTATING NOZZLES POINTING DOWN!

SOAP SHOOTERS

PART #	NOZZLE SIZE	PSI	WT	LIST
--------	-------------	-----	----	------

Shoots Chemical Up To 3 Stories!

100169	3.5	5000	1.7	\$138.12
100145	4.0	5000	1.7	\$138.12
100146	4.5	5000	1.7	\$138.12
100147	5.0	5000	1.7	\$138.12
100181	6.0	5000	1.7	\$138.12

DESCRIPTION: Stainless Steel Body, Adjustable Chemical Metering
Feature with Shut Off INCLUDES: Nozzle, 30' Hose and Filter
INLET: 1/4" QC Plug NOTE: QC = Quick Connect

SPECIALTY NOZZLES/NOZZLE CLEANERS

X-JET LONG RANGE CHEMICAL NOZZLES

X-Jet - The Original - Projects Chemicals up to 40 Feet

PART #	NOZZLE SIZE	GPM	PSI	WT	LIST
XJET-09K	#9	3-3.5	2000-3000	2.85	\$314.00
XJET-13K	#13	4-6	3000-4000	2.85	\$314.00
XJET-16K	#16	6.5-8	3000-4000	2.85	\$314.00

Kit Includes: X-Jet Long Range Nozzle, Low Pressure Close Range Nozzle, 15 Piece Proportioner Set, Shut Off Ball Valve, Strainer, & 15' Suction Hose w/ Barb

TEMP: 190° F Max Inlet: 1/4" QC Plug NOTE: QC= Quick Connect



XJET-13K



XJET



XJETM5-13K



XPP-PACK

X-JET M5 NOZZLES

X-JET M5 Works Just Like The Original X-Jet, But The Close Range Nozzle Is Replaced By A Built-In Adjustable Nozzle That Projects Chemicals Up To 40' @ 0° Or Down To An 8' Fan Pattern @ 60° With Just A Twist !

PART #	NOZZLE SIZE	GPM	PSI	WT	LIST
XJETM5-09K	#9	2.5-3.5	2000-3000	2.90	\$353.50
XJETM5-13K	#13	4-6	3000-4000	2.90	\$353.50
XJETM5-16K	#16	6.5-8	3000-4000	2.90	\$353.50

Kit Includes: X-Jet Long Range M5 Adjustable Nozzle, 15 Piece Proportioner Set, Shut Off Ball Valve, Strainer, & 15' Suction Hose w/ Barb

TEMP: 190° F Max Inlet: 1/4" QC Plug NOTE: QC= Quick Connect

X-JET REPLACEMENT PARTS

PART#	DESCRIPTION	WT	LIST
OR9	#9 Orifice	.04	\$39.50
OR13	#13 Orifice	.04	\$39.50
OR16	#16 Orifice	.04	\$39.50
XM5RVN	Replacement M5 Variable Nozzle	.18	\$69.12
XPP-PACK	Proportioners- 14 Pack	.05	\$39.48

Steam Nozzle

PART #	Description	WT	LIST
17.0023	Steam Nozzle	.29	\$17.70


TEMP: 266° F Max PSI: 1450 Max Inlet: 1/4" FPT

Nozzle Cleaners


PART #	Description	WT	LIST
NCQC-B	Nozzle Cleaner, Brass	.09	\$11.43
NCQC-P	Nozzle Cleaner, Plastic	.01	\$2.68



17.0023



NCQC-B



NCQC-P

INJECTORS, CHECK VALVES & STRAINERS


SUTTNER



20.0034



999000021



VVC10



ECH70

ST-64 UPSTREAM CHEMICAL INJECTORS

PART #	GPM	PSI	INLET	OUTLET	WT	LIST
999000019	1.5 - 4.0	140	3/4" FGH	3/4" MGH	.60	\$93.25
999000021	4.0 - 7.0	140	3/4" FGH	3/4" MGH	.60	\$93.25

DESCRIPTION: Adjustable Chemical Flow. Designed to Introduce Detergents into the Water System Upstream from Pump at High Pressure
INCLUDES: 4' Hose and Strainer
 FGH = Female Garden Hose MGH = Male Garden Hose

CHEMICAL METERING VALVES

PART #	GPM	PSI	TEMP	IN/OUT	WT	LIST
20.0034	3.0	4000	300° F	1/4" FPT	.60	\$35.94
100814	6.0	4000	190° F	1/4" NPT-F	.03	\$47.19
HTCP VVC10	6.0	70	140° F	1/4" Barb	.50	\$51.28
HTCP ECH70	Rubberized Control Knob, Fits VVC10.03					\$11.71

POLYPROPYLENE INLINE CHECK VALVE

PART #	BARB X BARB	WT	LIST
64048	1/4" x 1/4"	.01	\$2.35

NOTE: Polypropylene and Kynar® housing with Viton® diaphragm. Will work with vacuum between 2 and 29 in. Hg. and pressures from 1 psi up to 150 psi .5 lb. cracking pressure on all sizes and materials.

BRASS SWING CHECK VALVE

PART #	INLET	OUTLET	WT	LIST
940354	1" FPT	1" FPT	.74	\$32.90

NOTE: 200 PSI Max / Water, Oil or Gas Compatible / Low Lead Compliant



940354



64048

CHEMICAL HOSE ASSEMBLY W/ STRAINER

PART #	DESCRIPTION	WT	LIST
ACI900	Chemical Hose Assembly with Strainer	.25	\$5.38

CHEMICAL STRAINERS

PART #	DESCRIPTION	WT	LIST
V40006	Strainer, Chemical, Black, No Check Valve	.02	\$.92
D40006	Strainer, Chemical, Black, No Check Valve	.03	\$1.75
D40003	Strainer, Chemical, Gray w/ Check Valve	.04	\$1.78
D40013	Filter, Chemical, Brass/Stainless Steel	.04	\$8.01
200 035 500	Strainer Suction, ST-35 1/2" - 3/4" Barb	.88	\$39.77

TANK STRAINERS

PART #	DESCRIPTION	TEMP	FPT	WT	LIST
64178	Strainer, Tank, Stainless Steel, 30 Mesh Screen	165° F	1/2"	.05	\$17.22
64179	Strainer, Tank, Stainless Steel, 30 Mesh Screen	165° F	3/4"	.05	\$18.84
64180	Strainer, Tank, Stainless Steel, 30 Mesh Screen	165° F	1"	.06	\$22.47



ACI900



V40006




64179

DON'T SEE THE EXACT INJECTOR, CHECK VALVE OR STRAINER THAT YOU NEED, CALL US TODAY.

514-494-5000 / 1-877-494-5001
 Le prix est à titre indicatif / The price is as an indicator only (CONTACTEZ-NOUS / CONTACT US)

CHEMICAL INJECTORS



100333



100790



100804




100816


VIPER



V100812



100774



100948



DOWNSTREAM STANDARD DRAW 10% CHEMICAL INJECTORS

PART #	ORIFICE SIZE	GPM	PSI	WT	LIST
--------	--------------	-----	-----	----	------

Fixed Brass

V100819	1.8 mm	1.0 - 2.0	4250	.30	\$17.29
100819	1.5 mm	1.0 - 2.0	4250	.25	\$19.95
100820	1.8 mm	2.0 - 3.0	4250	.25	\$19.95
V100821	2.3 mm	3.0 - 5.0	4250	.30	\$17.29
100821	2.1 mm	3.0 - 5.0	4250	.25	\$19.95
100822	2.3 mm	5.0 - 8.0	4250	.25	\$19.95
100803	Repair Kit, Fixed Standard			.03	\$8.64

Fixed Stainless Steel

100873	1.5 mm	1.0 - 2.0	5500	.25	\$130.57
100874	2.1 mm	3.0 - 5.0	5500	.25	\$130.57
100333	2.2 mm	3.0 - 5.0	5500	.25	\$109.95
100875	2.3 mm	5.0 - 8.0	5500	.25	\$130.57
100803	Repair Kit, Fixed Standard			.03	\$8.64

Adjustable Brass

100823	1.5 mm	1.0 - 2.0	4250	.45	\$34.48
100824	1.8 mm	2.0 - 3.0	4250	.45	\$34.48
100825	2.1 mm	3.0 - 5.0	4250	.45	\$34.48
100826	2.3 mm	5.0 - 8.0	4250	.45	\$34.48
100816	Repair Kit, Adjustable Std.			.03	\$8.53

TEMP: 190° F / INLET/OUTLET: 3/8" NPT-M / HOSE BARB: 1/4"

DUAL PORT CHEMICAL INJECTORS

High Draw 20% Brass

100790	2.1 mm	3.0 - 5.0	4500	.35	\$48.78
100791	2.3 mm	5.0 - 8.0	4500	.35	\$48.78

Standard 10% Draw Stainless Steel

100541	2.1 mm	3.0 - 5.0	5500	.40	\$246.14
--------	--------	-----------	------	-----	----------

TEMP: 190° F / INLET/OUTLET: 3/8" NPT-M / HOSE BARB: 1/4" (2)

DOWNSTREAM HIGH DRAW 20% CHEMICAL INJECTORS

PART #	ORIFICE SIZE	GPM	PSI	WT	LIST
--------	--------------	-----	-----	----	------

Fixed Brass

100773	1.5 mm	1.0 - 2.0	4500	.35	\$25.78
100774	1.8 mm	2.0 - 3.0	4500	.35	\$25.78
100775	2.1 mm	3.0 - 5.0	4500	.35	\$25.78
100776	2.3 mm	5.0 - 8.0	4500	.35	\$25.78
100803	Repair Kit, Fixed Standard			.03	\$8.64

Fixed Brass With Acid Kit

100947	1.5 mm	1.0 - 2.0	4500	.35	\$33.33
100948	1.8 mm	2.0 - 3.0	4500	.35	\$33.33
100949	2.1 mm	3.0 - 5.0	4500	.35	\$33.33
100950	2.3 mm	5.0 - 8.0	4500	.35	\$33.33
100804	Repair Kit, Fixed Acid			.03	\$8.98

Adjustable Brass

100810	1.5 mm	1.0 - 2.0	4500	.45	\$38.04
100811	1.8 mm	2.0 - 3.0	4500	.45	\$38.04
V100812	1.8 mm	3.0 - 5.0	4500	.30	\$18.09
100812	2.1 mm	3.0 - 5.0	4500	.45	\$38.04
100813	2.3 mm	5.0 - 8.0	4500	.45	\$36.59
100816	Repair Kit, Adjustable Std.			.03	\$8.53

Adjustable Brass With Acid Kit

100827	1.5 mm	1.0 - 2.0	4500	.45	\$44.43
100828	1.8 mm	2.0 - 3.0	4500	.45	\$44.43
100829	2.1 mm	3.0 - 5.0	4500	.45	\$44.43
100830	2.3 mm	5.0 - 8.0	4500	.45	\$44.43
100817	Repair Kit, Adjustable Acid			.03	\$11.56

TEMP: 190° F / INLET/OUTLET: 3/8" NPT-M / HOSE BARB: 1/4"

CHEMICAL INJECTOR ASSEMBLIES



READY TO WORK!



DOWNSTREAM STANDARD DRAW 10% CHEMICAL INJECTOR ASSEMBLIES

PART #	INJECTOR	GPM	PSI	INLET	OUTLET	WT	LIST
Fixed Brass							
ACI202	100819	1.0 - 2.0	4250	3/8" QCS	3/8" QCP	.80	\$32.74
ACI202-RQC	100819	1.0 - 2.0	4250	3/8" QCP	3/8" QCS	.80	\$32.74
ACI203	100820	2.0 - 3.0	4250	3/8" QCS	3/8" QCP	.80	\$32.74
ACI203-22MM	100820	2.0 - 3.0	4250	M22-F	M22-M	.80	\$35.59
ACI203-RQC	100820	2.0 - 3.0	4250	3/8" QCP	3/8" QCS	.80	\$32.74
ACI205	100821	3.0 - 5.0	4250	3/8" QCS	3/8" QCP	.80	\$32.74
ACI205-22MM	100821	3.0 - 5.0	4250	M22-F	M22-M	.80	\$35.59
ACI205-RQC	100821	3.0 - 5.0	4250	3/8" QCP	3/8" QCS	.80	\$32.74
Fixed Stainless Steel							
ACI002SS	100873	1.0 - 2.0	5000	3/8" SS QCS	3/8" SS QCP	.80	\$152.57
ACI005SS	100874	3.0 - 5.0	5000	3/8" SS QCS	3/8" SS QCP	.80	\$152.57
ACI5000	100333	3.0 - 5.0	5000	3/8" SS QCS	3/8" SS QCP	.80	\$133.93
ACI6000	100333	3.0 - 5.0	6000	3/8" STL QCS	3/8" STL QCP	1.3	\$225.36

DOWNSTREAM HIGH DRAW 20% CHEMICAL INJECTOR ASSEMBLIES

PART #	INJECTOR	GPM	PSI	INLET	OUTLET	WT	LIST
Fixed Brass							
ACI002	100773	1.0 - 2.0	4500	3/8" QCS	3/8" QCP	.90	\$39.26
ACI003	100774	2.0 - 3.0	4500	3/8" QCS	3/8" QCP	.90	\$39.26
ACI005	100775	3.0 - 5.0	4500	3/8" QCS	3/8" QCP	.90	\$39.26
ACI005-RQC	100775	3.0 - 5.0	4500	3/8" QCP	3/8" QCS	.90	\$39.26
ACI005-SSQC	100775	3.0 - 5.0	4500	3/8" SS QCS	3/8" SS QCP	.90	\$47.47
ACI008	100776	5.0 - 8.0	4500	3/8" QCS	3/8" QCP	.90	\$39.26
ACI008-A	100776	5.0 - 8.0	4500	3/8" QCP	3/8" QCS	.90	\$39.26
Fixed Brass With Acid Kit							
ACI005-ACID	100949	3.0 - 5.0	4500	3/8" QCS	3/8" QCP	.90	\$47.12
Adjustable Brass							
ACI102	100810	1.0 - 2.0	4500	3/8" QCS	3/8" QCP	1.0	\$49.92
ACI102-RQC	100810	1.0 - 2.0	4500	3/8" QCP	3/8" QCS	1.0	\$49.92
ACI103	100811	2.0 - 3.0	4500	3/8" QCS	3/8" QCP	1.0	\$49.92
ACI105	100812	3.0 - 5.0	4500	3/8" QCS	3/8" QCP	1.0	\$49.92
ACI105-RQC	100812	3.0 - 5.0	4500	3/8" QCP	3/8" QCS	1.0	\$47.95
ACI108	100813	5.0 - 8.0	4500	3/8" QCS	3/8" QCP	1.0	\$49.92
ACI108-8	100813	5.0 - 8.0	4500	1/2" QCS	1/2" QCP	1.35	\$67.06
Adjustable Brass With Acid Kit							
ACI108-C	100830	5.0 - 8.0	4500	3/8" QCS	3/8" QCP	1.0	\$58.22

NOTE: QCS = Quick Connect Socket, QCP = Quick Connect Plug, M22-F = 22mm-Female, M22-M = 22mm-Male, SS = Stainless Steel, STL = 10K Steel

514-494-5000 / 1-877-494-5001

Le prix est à titre indicatif / The price is as an indicator only (CONTACTEZ-NOUS / CONTACT US)

CHEMICALS



RED-1



RED-5

DETERGENT

PART #	DESCRIPTION	WT	LIST
RED-1	Red Pro, Detergent - 1 Gal.	8.75	\$17.38
RED-5	Red Pro, Detergent - 5 Gal.	44.1	\$73.46

NOTE: Design Cleaning Compound for: House Washing, Mobile Homes, Fleet Cleaning, & Buildings / 55 Gal. Drum - Available, Call for Pricing, Not a Stock Item



PUR-1



PUR-5

DEGREASER

PART #	DESCRIPTION	WT	LIST
PUR-1	Purple Pro, Degreaser - 1 Gal.	8.75	\$20.18
PUR-5	Purple Pro, Degreaser - 5 Gal.	44.45	\$93.22

NOTE: Design Cleaning Compound for: Heavy Duty Degreasing / 55 Gal. Drum - Available, Call for Pricing, Not a Stock Item



CLR-1



CLR-5

RUST REMOVER

PART #	DESCRIPTION	WT	LIST
CLR-1	Clearly Pink Pro, Rust Remover - 1 Gal.	8.95	\$21.33
CLR-5	Clearly Pink Pro, Rust Remover - 5 Gal.	45.4	\$90.85

NOTE: Highly Concentrated Acid Cleaner / Professional-Grade Formula / An acid cleaner built for the special jobs normal detergents can't touch. This acid based cleaner will bring aluminum back to a "like new" finish, quick and efficiently. Clearly Pink Pro also removes sulphur and rust stains from walkways and walls like magic. / 55 Gal. Drum - Available, Call for Pricing, Not a Stock Item



WHITE-1

STAIN REMOVER

PART #	DESCRIPTION	WT	LIST
WHITE-1	White Stuff, (STAIN-GO) - 1 Gal.	8.25	\$27.65

NOTE: Professional-Grade Mobile Home & RV Cleaner / For Removal of Streaks and Film from New Mobile Homes and Recreational Vehicles

7800-GLOSSY



WASH & WAX

PART #	DESCRIPTION	WT	LIST
7800-GLOSSY	Glossy, VEHICLE WASH and WAX - 1 Gal.	8.8	\$21.37

NOTE: For Automobiles, Busses, Trucks, Trailers, Recreational Vehicles & Boats, etc. / Leaves Surface with a Waxy Shine / Works with Pressure Washing Systems or Manual Application

CHEMICALS CANNOT SHIP VIA UPS.

Ask about Chemical Shipping.

514-494-5000 / 1-877-494-5001
 DON'T SEE THE EXACT CHEMICAL THAT YOU NEED, CALL US TODAY.
 Le prix est à titre indicatif / The price is as an indicator only (CONTACTEZ-NOUS/ CONTACT US)

CHEMICALS



32001



32064



6107




100295

PUMP CRANKCASE OIL

PART #	DESCRIPTION	WT	LIST
32001	Pro Pump Oil, Universal, 32 oz. Bottle	1.95	\$20.30
32064	Pro Pump Oil, Universal, 1 Gal. Jug	7.15	\$63.08
6107	Cat Pump Oil, 21 oz. Bottle	1.25	\$24.88
100295	General Pump Oil, 16 oz. Bottle	1.0	\$13.74

TEFLON TAPE & THREADLOCK



26135



39422

PART #	DESCRIPTION	WT	LIST
26135	Teflon Tape, 1/2" x 520"	.03	\$1.14
39422	AST-Lock 42MS Medium Strength, Threadlocking, Removable, Adhesive/Sealant, Anti-Seize Technology / 1.69 fl. oz.	2.6	\$43.84

PUMP SAVER ANTIFREEZE

PART #	DESCRIPTION	WT	LIST
AR64511	Pump Saver Contains Anti-Wear, Rust Inhibitors, and Deoxidizing Additives. Prevents Freezing and Lowers Maintenance Cost. Specially Formulated for High Pressure Pumps. / 16 fl. oz.	1.23	\$17.78



AR64511



CB100



CB200

COIL DESCALER & SOOT REMOVER

PART #	DESCRIPTION	WT	LIST
CB100	Koil Kleen Descaler	8.4	\$73.96
CB200	Red Devil Soot Remover, 32oz	2.1	\$42.67

CHEMICALS CANNOT SHIP VIA UPS.

Ask about Chemical Shipping.

WATER FILTERS



6237



6250



6149



6219




CP23173-EPR




AA430ML-1-PP-50



AA122-3/4-PP-50



ZMFIL



100651

BLUE MAX WATER FILTERS

PART #	DESCRIPTION	WT	LIST
Filter Housings			
6235	5" x 1/2" Inlet/Outlet	1.55	\$34.56
6236	5" x 3/4" Inlet/Outlet	1.55	\$34.56
6237	5" x 1" Inlet/Outlet	1.55	\$34.56
INCLUDES: Top & Bowl TEMP: 122° F / PSI: 145 Working Pressure			
Filter Cartridges			
6250	5" Disposable Polyspun - 2 Pack	.15	\$11.54
6252	5" Washable Nylon Mesh, 60 Micron	.20	\$14.49
6149	5" Stainless Steel, 80 Mesh	.22	\$30.25
Replacement Parts			
1934	O-Ring	.05	\$2.88
6219	Spanner Wrench	.30	\$7.23

SPRAYING SYSTEMS WATER FILTERS

PART #	DESCRIPTION	WT	LIST
Complete Strainers			
AA122-1/2-PP-50	1/2" NPT-F Inlet/Outlet	.20	\$26.82
AA122-3/4-PP-50	3/4" NPT-F Inlet/Outlet	.20	\$26.82
AA430ML-1-PP-50	1" NPT-F Inlet/Outlet	.90	\$51.82
INCLUDES: 50 Mesh Stainless Steel Strainer Assembly, Polypropylene			
Replacement Parts			
CP23173-EPR	Gasket, AA122 1/2" & 3/4" Models	.01	\$6.91
CP45102-3-SSPP	Strainer, 50 Mesh SS, 1/2" & 3/4" Models	.02	\$10.19
CP7717-2-226-EPR	Gasket, AA430 1" Models	.11	\$8.33
CP50494-EPR	Gasket, Main Body, AA430 1" Models	.01	\$3.23
CP16903-4-SSPP	Strainer, 50 Mesh SS, 1" Models	.02	\$19.91
NOTE: SS = Stainless Steel			


GREEN CAP WATER FILTER

PART #	DESCRIPTION	INLET	OUTLET	WT	LIST
ZMFIL	Cast Alum. Body, Inline Filter	1/2" BSP-F	1/2" BSP-M	.39	\$36.17
10016776	Replacement Filter, 50 Mesh SS			.01	\$17.30
INCLUDES: 1/4" Side Ports (2) PSI: 145 / GPM: 5.8 / MESH: 50 NOTE: SS = Stainless Steel					

VIPER & DURAVIEW WATER FILTERS

PART #	DESCRIPTION	BYPASS	INLET	OUTLET	WT	LIST
V100651	Integrated G H Fitting & Filter	1/4" (2)	3/4" FGH	1/2" NPT-M	.71	\$26.48
100651	Integrated G H Fitting & Filter	1/4" (2)	3/4" FGH	1/2" NPT-M	.55	\$31.82
100652	Integrated G H Fitting & Filter	1/4" (2)	3/4" FGH	3/8" NPT-M	.50	\$31.82
100649	Integrated G H Fitting & Filter	None	3/4" FGH	1/2" NPT-M	.45	\$28.70
100669	Repair Kit, Duraview				.03	\$6.89
660105	Clear Cover, Plastic (Duraview Filter)				.02	\$3.91

514-494-5000 / 1-877-494-5001
 DON'T SEE THE EXACT WATER FILTER THAT YOU NEED. CALL US TODAY.
 Le prix est à titre indicatif / The price is as an indicator only (CONTACTEZ-NOUS / CONTACT US)



AIF010

BLUE MAX WATER FILTER ASSY.

PART #	DESCRIPTION	INLET	OUTLET	WT	LIST
AIF010	Blue Max Water Filter Assy. w/ Garden Hose Adapters & 6250 Filter Cartridge - 2 Pack	3/4" MGH	3/4" FGH	2.0	\$69.15



VZMFIL

INLET FILTER ASSEMBLIES

PART #	DESCRIPTION	INLET	OUTLET	WT	LIST
VZMFIL	Inlet Filter Assembly	3/4" FGH	1/2" BSP-M	.55	\$23.23
AIF001	Inlet Filter Assembly, ZMFIL	3/4" FGH	1/2" BSP-M	.55	\$51.78

PSI: 145 / GPM: 5.8 / Cast Aluminum Line Strainer, Stainless Steel 50 Mesh Filter, 1/4" Side Ports (2), Garden Hose Adapter w/ Tension Spring




YYSTR12

Y INLET STRAINERS

PART #	DESCRIPTION	INLET	OUTLET	WT	LIST
YYSTR12	Brass Y Trap Inlet Strainer	1/2" NPT-F	1/2" NPT-F	.30	\$23.70
YYSTR34	Brass Y Trap Inlet Strainer	3/4" NPT-F	3/4" NPT-F	.45	\$23.70

PSI: 170 / TEMP.: 194°F, Removeable Stainless Steel 50 Mesh Screen




700004



W-100

GARDEN HOSE WASHERS

PART #	DESCRIPTION	WT	LIST
700004	Garden Hose Filter Washer, 50 Mesh	.01	\$0.63
W-100	Garden Hose Washer	.01	\$0.24



D10084

GARDEN HOSE INLET FITTINGS W/ PORT

PART #	DESCRIPTION	INLET	OUTLET	WT	LIST
D10084	Garden Hose Inlet, Long	3/4" FGH	3/8" BSP-M	.50	\$23.38
D10085	Garden Hose Inlet, Long	3/4" FGH	1/2" NPT-M	.60	\$25.08
680007	Garden Hose Inlet, Short	3/4" FGH	3/8" BSP-M	.30	\$23.70
680017	Garden Hose Inlet, Short	3/4" FGH	1/2" BSP-M	.35	\$15.40

PORT: 1/4" NPT-F




KGH001

GARDEN HOSE INLET FITTINGS W/O PORT

PART #	DESCRIPTION	INLET	OUTLET	WT	LIST
KGH001	Garden Hose Adapter Kit (4 pcs*) 1/2" *510032, 510228, 720039, 700004	1/2" NPT-M	3/4" FGH	.15	\$13.63
V100277	Garden Hose Adapter Kit 1/2"	1/2" NPT-M	3/4" FGH	.20	\$5.59
KGH002	Garden Hose Adapter Kit (4 pcs*) 3/8" *510031, 510228, 720039, 700004	3/8" NPT-M	3/4" FGH	.15	\$13.50
100674	Garden Hose Inlet Fitting	3/8" NPT-F	3/4" FGH	.25	\$10.27
V680004	Garden Hose Inlet Fitting	1/2" NPT-F	3/4" FGH	.20	\$3.48
680004	Garden Hose Inlet Fitting	1/2" NPT-F	3/4" FGH	.16	\$9.08
680073	Garden Hose Inlet Fitting	3/8" BSP-M	3/4" FGH	.27	\$12.47
99GHSV-12-12	Garden Hose Inlet Fitting w/ Washer	3/4" NPT-F	3/4" FGH	.12	\$6.26



V680004



V100277



99GHSV-12-12

514-494-5000 / 1-877-494-5001

Le prix est à titre indicatif / The price is as an indicator only (CONTACTEZ-NOUS / CONTACT US)

LOW PSI PLUMBING FITTINGS



GARDEN HOSE ADAPTER FITTINGS

PART #	DESCRIPTION	INLET	WT	LIST
510228	Nut	3/4" FGH	.09	\$5.38
510031	GH Adapter	3/8" MPT	.07	\$4.93
510032	GH Adapter	1/2" MPT	.09	\$5.06
720039	Garden Inlet Retention Spring, SS		.01	\$1.62

NOTE: SS = Stainless Steel



GARDEN HOSE SOLID FITTINGS

PART #	DESCRIPTION	WT	LIST
508-12-08	3/4" MGH x 1/2" MPT	.15	\$3.83
509-12-12	3/4" MGH x 3/4" MPT	.14	\$4.22
507-12-12	3/4" MGH x 3/4" FPT	.14	\$4.22



GARDEN HOSE BARBS

PART #	DESCRIPTION	WT	LIST
BCF-76	GH Barb x 3/4" FGH	.14	\$5.49
BCM-76	GH Barb x 3/4" MGH	.16	\$7.98



BRASS HOSE NIPPLES

PART #	BARB X MPT	WT	LIST
BM-1212	3/4" x 3/4"	.18	\$6.24
BM-1612	1" x 3/4"	.22	\$9.13
BM-1616	1" x 1"	.22	\$9.48
BM-2016	1-1/4" x 1"	.23	\$18.75



PUSH LOCK HOSE BARBS


PART #	BARB X MPT	WT	LIST
272-04-02	1/4" x 1/8"	.04	\$1.27
272-04-04	1/4" x 1/4"	.05	\$1.63
272-04-06	1/4" x 3/8"	.06	\$2.97
272-06-02	3/8" x 1/8"	.04	\$2.05
272-06-04	3/8" x 1/4"	.06	\$1.70
272-06-06	3/8" x 3/8"	.06	\$2.14
272-06-08	3/8" x 1/2"	.12	\$3.92
272-08-04	1/2" x 1/4"	.09	\$2.86
272-08-06	1/2" x 3/8"	.08	\$2.88
272-08-08	1/2" x 1/2"	.12	\$5.49

NOTE: For Use With Push On Style Hose - No Clamp Required

Push Lock 90° Elbow Hose Barbs

27290-06-04	3/8" x 1/4"	.08	\$4.62
27290-06-06	3/8" x 3/8"	.13	\$5.45
27290-06-08	3/8" x 1/2"	.11	\$19.27
27290-08-08	1/2" x 1/2"	.23	\$10.31

NOTE: For Use With Push On Style Hose - No Clamp Required



STEEL HOSE NIPPLES

PART #	BARB X MPT	WT	LIST
HN-050	1/2" x 1/2"	.12	\$9.40
HN-075	3/4" x 3/4"	.18	\$9.67
HN-100	1" x 1"	.29	\$11.65
HN-125	1-1/4" x 1-1/4"	.55	\$8.14
HN-150	1-1/2" x 1-1/2"	.81	\$15.60
HN-200	2" x 2"	1.3	\$22.75

514-494-5000 / 1-877-494-5001
 DON'T SEE THE EXACT LOW PSI FITTING THAT YOU NEED, CALL US TODAY.
 Le prix est à titre indicatif / The price is as an indicator only (CONTACTEZ-NOUS / CONTACT US)

LOW PSI PLUMBING FITTINGS



BR40-34x2



BR40-1x2



BR40-1x3

BRASS NIPPLES

PART #	MPT X LGTH	WT	LIST
BR40-18x212	1/8" x 2-1/2"	.05	\$4.89
BR40-12x3	1/2" x 3"	.18	\$10.38
BR40-12x6	1/2" x 6"	.40	\$20.97
BR40-34x2	3/4" x 2"	.15	\$6.76
BR40 34x3	3/4" x 3"	.24	\$10.59
BR40-1xC	1" x CLOSE	.15	\$12.21
BR40-1x2	1" x 2"	.19	\$9.04
BR40 1x3	1" x 3"	.28	\$20.71
BR40 114x3	1-1/4" x 3"	.55	\$30.50

NOTE: Schedule 40 Pipe



G30-34

GALVANIZED COUPLINGS

PART #	FPT	WT	LIST
G30-34	3/4"	.26	\$4.15
G30-1	1"	.40	\$6.24



BL80-12X5

STEEL NIPPLE

PART #	MPT X LGTH	WT	LIST
BL80-12X5	1/2" x 5"	.41	\$6.40

NOTE: Schedule 80 Pipe



G40-34x6

GALVANIZED NIPPLES

PART #	MPT X LGTH	WT	LIST
G40-14x4	1/4" x 4"	.13	\$3.71
G40-14x5	1/4" x 5"	.17	\$4.78
G40-34x6	3/4" x 6"	.50	\$4.89
G40-1x2	1" x 2"	.18	\$3.36
G40-1x3	1" x 3"	.37	\$3.36
G40-1x12	1" x 12"	1.5	\$14.21

NOTE: Schedule 40 Pipe



116F4XM12-1.5



7045-06-20

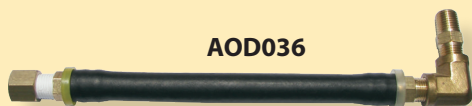


ED0000-P1Z-S

OIL DRAIN FITTINGS

PART #	DESCRIPTION	FPT X M-MPT (METRIC)	WT	LIST
116F4XM12-1.5	Street Elbow 90 Deg, Oil Drain, Fits Honda GX270-GX390 Engines	1/4" x M12-1.5mm	.07	\$6.18
7045-06-20	Adapter, Oil Drain, Fits Honda GX630, GX660, & GX690 Engines	3/8" x M20-1.5mm	.05	\$5.06
ED0000-P1Z-S	Adapter, Oil Drain, Fits Kohler Diesel KDW702 (16.8HP) & KDW1003(26.1HP) Engines	3/8" x M18-1.5mm	.13	\$169.08

See page 88 for complete
Oil Drain Hose Assemblies



AOD036

Don't see the exact
Low PSI Fitting you need?

Call us today.

We can have it drop shipped
for the RIGHT price!

LOW PSI PLUMBING FITTINGS

PVC TEES

PART #	F X F X F	WT	LIST
405-005	1/2" NPT	.09	\$2.26
405-007	3/4" NPT	.11	\$4.78
405-010	1" NPT	.19	\$5.45
405-012	1-1/4" NPT	.48	\$9.08
405-020	2" NPT	.95	\$13.15

PVC 90° ELBOWS

PART #	F X F	WT	LIST
408-005	1/2" NPT	.08	\$1.14
408-007	3/4" NPT	.09	\$2.49
408-010	1" NPT	.16	\$5.34
408-012	1-1/4" NPT	.26	\$4.07
408-020	2" NPT	.32	\$10.95

PVC 90° STREET ELBOWS

PART #	F X M	WT	LIST
412-007	3/4" NPT	.10	\$2.33
412-010	1" NPT	.13	\$4.07
412-020	2" NPT	.25	\$10.99

PVC COUPLINGS

PART #	FPT x FPT	WT	LIST
430-005	1/2" x 1/2"	.05	\$0.92
430-007	3/4" x 3/4"	.07	\$1.23
430-010	1" x 1"	.10	\$1.50

PVC HEX BUSHINGS

PART #	MPT X FPT	WT	LIST
439-072	1/2" x 1/4"	.02	\$3.36
439-099	3/4" x 3/8"	.04	\$1.94
439-130	1" x 1/2"	.06	\$2.93
439-131	1" x 3/4"	.07	\$2.52
439-167	1-1/4" x 3/4"	.11	\$4.26
439-168	1-1/4" x 1"	.11	\$4.27
439-212	1-1/2" x 1-1/4"	.14	\$4.58
439-249	2" x 1"	.15	\$5.25

POLYPROPYLENE TEE

PART #	FPT X BARB X BARB	WT	LIST
1402-010	1" x 1" x 1"	.16	\$6.28


POLYPROPYLENE HOSE BARBS

PART #	MPT X BARB	WT	LIST
HB-038	3/8" x 3/8"	.03	\$2.49
HB-038X050	3/8" x 1/2"	.03	\$2.26
HB-050X038	1/2" x 3/8"	.03	\$2.49
HB-050	1/2" x 1/2"	.03	\$2.49
HB-050X075	1/2" x 3/4"	.03	\$2.76
HB-075X050	3/4" x 1/2"	.05	\$2.72
HB-075X058	3/4" x 5/8"	.05	\$3.12
HB-075	3/4" x 3/4"	.05	\$2.76
HB-075X100	3/4" x 1"	.06	\$3.66
HB-100	1" x 1"	.06	\$3.40
HB-100X125	1" x 1-1/4"	.06	\$4.51
HB-125	1-1/4" x 1-1/4"	.06	\$4.18
HB-150	1-1/2" x 1-1/2"	.08	\$7.53
HB-200	2" x 2"	.12	\$8.57

POLYPROPYLENE 90° ELBOW HOSE BARBS

PART #	MPT X BARB	WT	LIST
HB-038-90	3/8" x 3/8"	.02	\$2.76
HB-050-90	1/2" x 1/2"	.03	\$2.76
HB-050X038-90	1/2" x 3/8"	.03	\$2.76
HB-050X075-90	1/2" x 3/4"	.04	\$2.76
HB-075-90	3/4" x 3/4"	.06	\$3.51
HB-100X075-90	1" x 3/4"	.07	\$4.85
HB-100-90	1" x 1"	.08	\$4.50
HB-125-90	1-1/4" x 1-1/4"	.10	\$5.49
HB-150-90	1-1/2" x 1-1/2"	.13	\$16.80
HB-200-90	2" x 2"	.15	\$17.35

Don't see the exact
Low PSI Fitting you need?
Call us today.
We can have it drop shipped
for the RIGHT price!



405-012



1402-010



408-012



HB-050X075




412-010




HB-100



430-007



HB-050X038-90



439-099



HB-100X075-90

LOW PSI PLUMBING FITTINGS


Low Pressure Fittings for Inlet Side of Pumps



3500-04-04

FEMALE ELBOWS 90°

PART #	FPT X FPT	WT	LIST
3500-04-04	1/4" x 1/4"	.01	\$4.90
3500-06-06	3/8" x 3/8"	.18	\$5.41
3500-08-08	1/2" x 1/2"	.35	\$14.53
3500-12-12	3/4" x 3/4"	.44	\$21.61



3400-06-06

STREET ELBOWS 90°

PART #	MPT X FPT	WT	LIST
3400-02-02	1/8" x 1/8"	.07	\$1.90
3400-04-04	1/4" x 1/4"	.11	\$3.42
3400-06-06	3/8" x 3/8"	.16	\$4.50
3400-08-08	1/2" x 1/2"	.29	\$8.72
3400-12-12	3/4" x 3/4"	.50	\$17.90



3300-06-06

HEX COUPLINGS

PART #	FPT X FPT	WT	LIST
3300-04-04	1/4" x 1/4"	.04	\$1.56
3300-06-06	3/8" x 3/8"	.11	\$3.94
3300-08-08	1/2" x 1/2"	.20	\$6.23



3129-04

END CAP

PART #	FPT	WT	LIST
3129-04	1/4"	.05	\$1.31



3200-08-08

ADAPTERS

PART #	FPT X MPT	WT	LIST
3200-04-02	1/4" x 1/8"	.09	\$1.66
3200-04-04	1/4" x 1/4"	.09	\$1.39
3200-06-04	3/8" x 1/4"	.11	\$4.03
3200-06-06	3/8" x 3/8"	.11	\$3.94
3200-08-06	1/2" x 3/8"	.09	\$6.87
3200-08-08	1/2" x 1/2"	.20	\$4.74
3200-12-08	3/4" x 1/2"	.34	\$9.56



3162-06

COUNTERSUNK PLUGS


PART #	MPT	WT	LIST
3162-04	1/4"	.03	\$0.75
3162-06	3/8"	.03	\$1.27
3162-08	1/2"	.06	\$2.69
3162-12	3/4"	.11	\$4.35



3152-06

HEX HEAD PLUGS

PART #	MPT	WT	LIST
3152-06	3/8"	.06	\$1.31
3152-08	1/2"	.09	\$2.83



3220-08-06

HEX BUSHINGS

PART #	MPT X FPT	WT	LIST
3220-04-02	1/4" x 1/8"	.03	\$1.19
3220-06-04	3/8" x 1/4"	.05	\$1.94
3220-08-06	1/2" x 3/8"	.08	\$2.21
3220-12-08	3/4" x 1/2"	.12	\$3.75



3325-04-04

HEX NIPPLES

PART #	MPT X MPT	WT	LIST
3325-04-04	1/4" x 1/4"	.06	\$1.50
3325-06-06	3/8" x 3/8"	.08	\$2.73
3325-08-08	1/2" x 1/2"	.15	\$3.79
3325-12-12	3/4" x 3/4"	.23	\$6.56



3220H-08-06

FACE BUSHINGS

PART #	MPT X FPT	WT	LIST
3220H-06-04	3/8" x 1/4"	.03	\$2.37
3220H-08-06	1/2" x 3/8"	.03	\$2.45
3220H-12-08	3/4" x 1/2"	.04	\$5.45



3325-08-06

REDUCING HEX NIPPLES


PART #	MPT X MPT	WT	LIST
3325-08-06	1/2" x 3/8"	.11	\$4.26



3700-06-06-06

FEMALE TEES

PART #	FPT X FPT X FPT	WT	LIST
3700-02-02-02	1/8" x 1/8" x 1/8"	.09	\$4.50
3700-04-04-04	1/4" x 1/4" x 1/4"	.18	\$5.00
3700-06-06-06	3/8" x 3/8" x 3/8"	.22	\$7.84
3700-08-08-08	1/2" x 1/2" x 1/2"	.40	\$11.81
3700-12-12-12	3/4" x 3/4" x 3/4"	.58	\$23.27



3350-06-06

STREET ELBOWS 45°

PART #	FPT X MPT	WT	LIST
3350-04-04	1/4" x 1/4"	.09	\$3.47
3350-06-06	3/8" x 3/8"	.12	\$5.00
3350-08-08	1/2" x 1/2"	.23	\$8.22
3350-12-12	3/4" x 3/4"	.35	\$29.71



3455-06-06

MALE ELBOWS

PART #	MPT X MPT	WT	LIST
3455-04-04	1/4" x 1/4"	.07	\$5.53
3455-06-06	3/8" x 3/8"	.11	\$6.09

514-494-5000 / 1-877-494-5001
 DON'T SEE THE EXACT PLUMBING FITTING THAT YOU NEED. CALL US TODAY.
 Le prix est a titre indicatif / The price is as an indicator only (CONTACTEZ-NOUS / CONTACT US)

HIGH PSI PLUMBING FITTINGS

High Pressure Steel Fittings for Discharge Side of Pumps



5502-06-06

HP STREET ELBOWS 90°			
PART #	MPT X FPT	WT	LIST
5502-04-04	1/4" x 1/4"	.15	\$2.80
5502-06-06	3/8" x 3/8"	.22	\$4.31
5502-08-08	1/2" x 1/2"	.38	\$5.06




5404-08-06

HP REDUCING HEX NIPPLES			
PART #	MPT X MPT	WT	LIST
5404-06-04	3/8" x 1/4"	.09	\$1.64
5404-08-04	1/2" x 1/4"	.13	\$2.89
5404-08-06	1/2" x 3/8"	.16	\$2.67



5504-06-06

HP FEMALE ELBOWS 90°			
PART #	FPT X FPT	WT	LIST
5504-06-06	3/8" x 3/8"	.22	\$4.42
5504-08-06	1/2" x 3/8"	.44	\$5.47



5406-08-06

HP HEX BUSHINGS			
PART #	MPT X FPT	WT	LIST
5406-06-04	3/8" x 1/4"	.06	\$1.34
5406-08-04	1/2" x 1/4"	.11	\$1.80
5406-08-06	1/2" x 3/8"	.06	\$2.01
5406-12-08	3/4" x 1/2"	.16	\$3.14



5500-06-06

HP MALE ELBOW 90°			
PART #	MPT X MPT	WT	LIST
5500-06-06	3/8" x 3/8"	.18	\$3.79



5000-06-06

HP COUPLINGS			
PART #	FPT X FPT	WT	LIST
5000-04-04	1/4" x 1/4"	.09	\$1.70
5000-06-06	3/8" x 3/8"	.10	\$1.93
5000-08-08	1/2" x 1/2"	.24	\$4.48



5404-06-06

HP HEX NIPPLES			
PART #	MPT X MPT	WT	LIST
5404-04-04	1/4" x 1/4"	.07	\$1.21
5404-06-06	3/8" x 3/8"	.09	\$1.81
5404-08-08	1/2" x 1/2"	.15	\$1.79



5500-06-04

HP MALE REDUCING ELBOW 90°			
PART #	MPT X MPT	WT	LIST
5500-06-04	3/8" x 1/4"	.19	\$3.71



5404N-04x2.5

HP 2.5" LONG NIPPLE			
PART #	MPT X MPT	WT	LIST
5404N-04x2.5	1/4" x 1/4"	.12	\$2.45



5501-06-06

HP MALE ELBOW 45°			
PART #	MPT X MPT	WT	LIST
5501-06-06	3/8" x 3/8"	.14	\$4.11



5605-06-06-06

HP FEMALE TEES			
PART #	FPT X FPT X FPT	WT	LIST
5605-06-06-06	3/8" x 3/8" x 3/8"	.22	\$7.11
5605-08-08-08	1/2" x 1/2" x 1/2"	.45	\$7.03




5503-06-06

HP STREET ELBOW 45°			
PART #	FPT X MPT	WT	LIST
5503-06-06	3/8" x 3/8"	.17	\$4.93



5652-06-06-06-06



MB-3838S




HHA10

HP FEMALE CROSSES			
PART #	FPT X FPT X FPT X FPT	WT	LIST
5652-06-06-06-06	3/8" x 3/8" x 3/8" x 3/8"	.31	\$19.20
5652-08-08-08-08	1/2" x 1/2" x 1/2" x 1/2"	.55	\$12.68


MANIFOLD BLOCKS			
PART #	FPT X FPT	WT	LIST
MB-3838S	3/8" x 3/8"	.50	\$18.76
MB-5050	1/2" x 1/2"	.60	\$24.17
HHA10	(3) 1/2" x (2) 3/8"	1.7	\$71.80

HTCP


HIGH PSI SPLITTERS & FILTERS



SPL001



SPL003




SPL002-7K

SPLITTERS

PART #	DESCRIPTION	GPM	PSI	INLET	OUTLET	WT	LIST
SPL001	Splitter, 2-Gun	8	4200	3/8" QCS	3/8" QCP (2)	.68	\$21.53
SPL002	Splitter, 2-Gun w/ SS QC's	8	6000	3/8" SS QCS	3/8" SS QCP (2)	.63	\$33.06
SPL002-7K	Splitter, 2-Gun w/ STL 10K QC's	8	7350	3/8" STL QCS	3/8" STL QCP (2)	1.3	\$157.23
SPL003	Splitter, 3-Gun	8	4200	3/8" QCS	3/8" QCP (3)	.85	\$34.96
SPL003-7K	Splitter, 3-Gun w/ STL 10K QC's	8	7350	3/8" STL QCS	3/8" STL QCP (3)	2.12	\$203.56
SPL004	Splitter, 2-Gun w/ 1/2" QC's	12	4200	1/2" QCS	1/2" QCP (2)	.90	\$37.33
SPL005	Splitter, 2-Gun, 1/2" x 3/8"	12	4200	1/2" QCS	3/8" QCP (2)	.81	\$32.74

NOTE: SS = Stainless Steel / STL = 10K Steel / QCS = Quick Connect Socket / QCP = Quick Connect Plug



100560



100647



100670

HIGH PRESSURE INLINE FILTERS

PART #	DESCRIPTION	GPM	PSI	INLET	OUTLET	WT	LIST
100647	Filter, 100 Mesh Inline High Pressure, Brass	8	5000	1/4" NPT-F	1/4" NPT-M	.30	\$23.58
V100560	Filter, 100 Mesh Inline High Pressure, SS	10.5	5075	1/4" QCP	1/4" NPT-M	.40	\$20.42
100560	Filter, 100 Mesh Inline High Pressure, SS	8	5500	1/4" QCP	1/4" NPT-M	.23	\$23.49
100670	Repair Kit, Fits 100560 & 100647					.03	\$10.64

NOTE: SS = Stainless Steel / QCP = Quick Connect Plug

Don't see the exact Splitter or Inline Filter you need?

Call us today.

We can have it drop shipped for the RIGHT price!



V10003




D10063




V10072



V10008



V10078



D10027



D10024



V10037

BRASS FEMALE SOCKETS

PART #	PSI	INLET	WT	LIST
D10001	5000	1/4" FPT	.15	\$5.24
D10003	4000	3/8" FPT	.20	\$6.94
V10001	4000	1/4" FPT	.15	\$4.79
V10003	4000	3/8" FPT	.25	\$6.19

BRASS W/ GRIP FEMALE SOCKETS

PART #	PSI	INLET	WT	LIST
D10061	5000	1/4" FPT	.15	\$8.25
D10063	4000	3/8" FPT	.20	\$10.31

STAINLESS STEEL FEMALE SOCKETS

PART #	PSI	INLET	WT	LIST
D10072	6000	1/4" FPT	.14	\$8.52
D10074	5000	3/8" FPT	.22	\$12.27
V10072	5075	1/4" FPT	.15	\$8.25
V10074	5075	3/8" FPT	.20	\$10.73

COATED STEEL FEMALE PLUGS

PART #	PSI	INLET	WT	LIST
D10006	5000	1/4" FPT	.07	\$1.58
D10008	4000	3/8" FPT	.10	\$1.92
V10006	4000	1/4" FPT	.05	\$1.48
V10008	4000	3/8" FPT	.10	\$1.82

STAINLESS STEEL FEMALE PLUGS

PART #	PSI	INLET	WT	LIST
D10076	6000	1/4" FPT	.07	\$3.70
D10078	5000	3/8" FPT	.10	\$5.24
V10076	5075	1/4" FPT	.05	\$3.77
V10078	5075	3/8" FPT	.10	\$5.19

TWIST COUPLER FEMALE SOCKETS

PART #	PSI	INLET	WT	LIST
D10027	4000	1/4" FPT	.28	\$8.31
D10029	4000	3/8" FPT	.27	\$8.31

TWIST COUPLER FEMALE PLUGS

PART #	PSI	INLET	WT	LIST
D10022	4000	1/4" FPT	.08	\$3.16
D10024	4000	3/8" FPT	.10	\$3.53

TWIST COUPLER SOCKET X QUICK CONNECT PLUG

PART #	PSI	WT	LIST
D10037	4000	.24	\$6.37
V10037	4000	.25	\$5.77



D10011



D10012

GARDEN HOSE QUICK CONNECTS

PART #	DESCRIPTION	WT	LIST
D10011	QC Plug x 3/4" MGH	.12	\$4.35
D10012	QC Socket x 3/4" FGH	.14	\$7.66



V10004



D10064



V10075



V10009



D10079



D10028



D10021



D10035



D10040



D10041

BRASS MALE SOCKETS

PART #	PSI	INLET	WT	LIST
D10002	5000	1/4" MPT	.17	\$5.24
D10004	4000	3/8" MPT	.22	\$6.94
V10002	4000	1/4" MPT	.20	\$4.79
V10004	4000	3/8" MPT	.25	\$6.19

BRASS W/ GRIP MALE SOCKETS

PART #	PSI	INLET	WT	LIST
D10062	5000	1/4" MPT	.17	\$8.25
D10064	4000	3/8" MPT	.23	\$10.31

STAINLESS STEEL MALE SOCKETS

PART #	PSI	INLET	WT	LIST
D10073	6000	1/4" MPT	.15	\$8.52
D10075	5000	3/8" MPT	.22	\$12.27
V10073	5075	1/4" MPT	.15	\$8.25
V10075	5075	3/8" MPT	.25	\$10.73

COATED STEEL MALE PLUGS

PART #	PSI	INLET	WT	LIST
D10007	5000	1/4" MPT	.07	\$1.45
D10009	4000	3/8" MPT	.10	\$1.83
V10007	4000	1/4" MPT	.05	\$1.37
V10009	4000	3/8" MPT	.10	\$1.66

STAINLESS STEEL MALE PLUGS

PART #	PSI	INLET	WT	LIST
D10077	6000	1/4" MPT	.07	\$3.70
D10079	5000	3/8" MPT	.10	\$5.24
V10077	5075	1/4" MPT	.05	\$3.77
V10079	5075	3/8" MPT	.10	\$5.19

TWIST COUPLER MALE SOCKETS

PART #	PSI	INLET	WT	LIST
D10028	4000	1/4" MPT	.18	\$5.82
D10030	4000	3/8" MPT	.24	\$7.40

TWIST COUPLER MALE PLUGS

PART #	PSI	INLET	WT	LIST
D10021	4000	1/4" MPT	.12	\$3.57
D10023	4000	3/8" MPT	.13	\$3.74

BRASS QUICK CONNECT SOCKET X TWIST COUPLER PLUG

PART #	PSI	WT	LIST
D10035	4000	.23	\$9.64

TWIST COUPLER PLUG X TWIST COUPLER PLUG

PART #	PSI	WT	LIST
D10040	4000	.12	\$4.93

TWIST COUPLER SOCKET X TWIST COUPLER SOCKET

PART #	PSI	WT	LIST
D10041	4000	.28	\$11.58



QUICK CONNECTS



4STF4-B

BRASS FEMALE SOCKETS

PART #	PSI	INLET	WT	LIST
2STF2-B	4000	1/4" FPT	.18	\$5.77
3STF3-B	4000	3/8" FPT	.23	\$6.80
4STF4-B	4000	1/2" FPT	.33	\$14.57



4STM4-B

BRASS MALE SOCKETS

PART #	PSI	INLET	WT	LIST
2STM2-B	4000	1/4" MPT	.18	\$5.34
3STM3-B	4000	3/8" MPT	.10	\$6.80
4STM4-B	4000	1/2" MPT	.15	\$14.57



ST2F2-S

COATED STEEL FEMALE PLUGS

PART #	PSI	INLET	WT	LIST
ST2F2-S	4000	1/4" FPT	.07	\$1.50
ST3F3-S	4000	3/8" FPT	.13	\$1.81
ST4F4-S	4000	1/2" FPT	.20	\$4.74



ST4M4-S

COATED STEEL MALE PLUGS

PART #	PSI	INLET	WT	LIST
ST2M2-S	4000	1/4" MPT	.05	\$1.50
ST3M3-S	4000	3/8" MPT	.10	\$1.81
ST4M4-S	4000	1/2" MPT	.15	\$4.38

NOTE: CS = Coated Steel

NOTE: CS = Coated Steel



B3WEM3-S



BW3EF3-S

10,000 PSI QUICK CONNECTS

PART #	DESCRIPTION	WT	LIST
B2WEM2-S	Socket, 1/4" MPT	.25	\$25.75
B3WEM3-S	Socket, 3/8" MPT	.48	\$30.90
BW2EF2-S	Plug, 1/4" FPT	.14	\$12.88
BW3EF3-S	Plug, 3/8" FPT	.22	\$13.65



2DSF2-BY



DS2F2-BY

DOUBLE SHUT-OFF SOCKET & PLUG

PART #	DESCRIPTION	PSI	WT	LIST
2DSF2-BY	Socket, 1/4" FPT	500	.30	\$23.23
DS2F2-BY	Plug, 1/4" FPT	500	.09	\$7.21



ST2F2-S-E

WAND SAVER PLUG

PART #	DESCRIPTION	WT	LIST
ST2F2-S-E	Wand Saver, 1/4" QCP x FPT	.12	\$2.06

NOTE: QCP = Quick Connect Plug



3958

O-RING REMOVAL PICK TOOLS


PART #	DESCRIPTION	WT	LIST
3958	O-Ring Removal Pick Tool Assortment, 6-Pack	.19	\$15.80



BLACK - Standard



BROWN - Chemical



ORANGE - High Temp

REPLACEMENT O-RINGS

PART #	TYPE	DESCRIPTION	WT	LIST
OR-110-BN-70-BLACK	Standard	1/4" Buna O-Ring	.30 G	\$0.29
OR-112-BN-70-BLACK	Standard	3/8" Buna O-Ring	.40 G	\$0.29
OR-114-BN-70-BLACK	Standard	1/2" Buna O-Ring	.50 G	\$0.31
2701024	Standard	22 MM Buna O-Ring	.30G	\$1.49
OR-110-VT-75-BROWN	Chemical	1/4" Viton O-Ring	.30 G	\$0.53
OR-112-VT-75-BROWN	Chemical	3/8" Viton O-Ring	.40 G	\$0.60
OR-114-VT-75-BROWN	Chemical	1/2" Viton O-Ring	.50 G	\$0.65
OR-110-SL-70-ORANGE	High Temp	1/4" Silicone O-Ring	.30 G	\$0.73
OR-112-SL-70-ORANGE	High Temp	3/8" Silicone O-Ring	.40 G	\$0.79

GAUGES & GAUGE ASSEMBLIES



348259



2428




TW-ST02-12S2



V-ATG001



ATG200



ATG050

PRESSURE GAUGES

PART #	RANGE PSI	CASE DIAMETER	CONNECTION SIZE	WT	LIST
BOTTOM MOUNT GAUGES					
348259	0 - 5000	2-1/2"	1/4" MPT	.45	\$20.66
348265	0 - 10000	2-1/2"	1/4" MPT	.45	\$52.56
DESCRIPTION: Glycerin Filled, Bottom Mount, PSI & Bar Readings / CASE MATERIAL: 304 Stainless Steel					
BACK MOUNT GAUGE					
HTCP UG055	0 - 6000	2-1/2"	1/4" MPT	.5	\$65.93
DESCRIPTION: Glycerin Filled, Back Mount, PSI & Bar Readings / CASE MATERIAL: 304 Stainless Steel					

TEMPERATURE GAUGE

PART #	RANGE DEGREES	CASE DIAMETER	CONNECTION SIZE	WT	LIST
2428	50° - 400° F	2"	1/4" MPT	.20	\$67.42
STEM: 2-1/2"					
TW-ST02-12S2	Thermowell 304SS fits 2428 Temperature Gauge, 1/4" INST-NPP x 1/2" Process NPP			.35	\$58.21
TW-HTP-TUBE	Thermowell Heat Transfer Paste: Tube			.04	\$29.10

READY TO WORK!

PRESSURE TEST GAUGE ASSEMBLIES

PART #	GAUGE	GPM	PSI	INLET	OUTLET	WT	LIST
V-ATG001	NA	8	4200	3/8" QCS	3/8" QCP	.70	\$33.64
ATG001	348259	8	4200	3/8" QCS	3/8" QCP	1.1	\$38.79
ATG003	348265	8	6000	3/8" SS QCS	3/8" SS QCP	1.05	\$48.03
ATG002	348265	8	7350	3/8" STL QCS	3/8" STL QCP	1.5	\$139.23
ATG004	348259	12	4200	1/2" QCS	1/2" QCP	1.31	\$51.07
NOTE: SS = Stainless Steel / STL = 10K Steel / QCS = Quick Connect Socket / QCP = Quick Connect Plug							

PRESSURE & TEMPERATURE TEST GAUGE ASSEMBLY

PART #	GAUGES	GPM	PSI	TEMP	INLET	OUTLET	WT	LIST
ATG200	348259 & 2428	8	4200	0°-400° F	3/8" QCS	3/8" QCP	1.35	\$121.06
NOTE: QCS = Quick Connect Socket / QCP = Quick Connect Plug								


HYDROSTATIC TEST GAUGE ASSEMBLIES

PART #	GAUGE	GPM	PSI	INLET	OUTLET	WT	LIST	
ATG050*	388265	10	6000	3/8" SS QCS	3/8" SS QCP	2.28	\$97.28	
ATG100*	388265	10	7350	3/8" STL QCS	3/8" STL QCP	4.27	\$242.11	
NOTE: SS = Stainless Steel / STL = 10K Steel / QCS = Quick Connect Socket / QCP = Quick Connect Plug * Ball Valve: BKH-38-NPT-1123								

Assembled in USA

514-494-5000 / 1-877-494-5001
DON'T SEE THE EXACT GAUGE OR ASSEMBLY THAT YOU NEED. CALL US TODAY.
 Le prix est à titre indicatif / The price is as an indicator only (CONTACTEZ-NOUS / CONTACT US)

BALL VALVES & ASSEMBLIES



IBVT-34

54-034




20.0032




MPV-38-NPT



MPV-38-HANDLE



20.0039



BKH-38-NPT-1123



ABV038

PVC BALL VALVES

PART #	PSI	INLET	OUTLET	WT	LIST
IBVT-12	150	1/2" NPT-F	1/2" NPT-F	.20	\$5.53
IBVT-34	150	3/4" NPT-F	3/4" NPT-F	.32	\$7.11
IBVT-1	150	1" NPT-F	1" NPT-F	.50	\$10.63
IBVT-114	150	1-1/4" NPT-F	1-1/4" NPT-F	.60	\$14.69
IBVT-112	150	1-1/2" NPT-F	1-1/2" NPT-F	.70	\$21.92
IBVT-2	150	2" NPT-F	2" NPT-F	1.6	\$31.13

BALL VALVES

PART #	DESCRIPTION	PSI	INLET	OUTLET	WT	LIST
51-014	Brass, Green Handle	300	1/4" NPT-F	1/4" NPT-F	.16	\$28.63
54-034	3-Way, Brass, Orange Handle	400	3/4" NPT-F	3/4" NPT-F (2)	1.3	\$131.84
54-100	3-Way, Brass, Orange Handle	400	1" NPT-F	1" NPT-F (2)	1.94	\$174.69
68-034	Brass	600	3/4" NPT-F	3/4" NPT-F	.79	\$35.15
68-100	Brass	600	1" NPT-F	1" NPT-F	1.48	\$66.31
20.0032	Chrome Brass	3000	3/8" FPT	3/8" FPT	1.06	\$116.67
MPV-38-NPT	Carbon Steel	3000	3/8" NPT-F	3/8" NPT-F	.50	\$44.04
MPV-38-HANDLE	Replacement Handle w/Cover for MPV-38-NPT				.13	\$7.90
20.0038	Stainless Steel	6000	1/4" FPT	1/4" FPT	.75	\$106.72
20.0039	Stainless Steel	6000	3/8" FPT	3/8" FPT	.73	\$183.58
HTCP FV006	Carbon Steel	7000	3/8" NPT-F	3/8" NPT-F	.7	\$88.23
BKH-38-NPT-1123*	Plated Steel	7350	3/8" NPT-F	3/8" NPT-F	1.15	\$42.46
SW-09-S	Replacement Handle w/ Screw for BKH-38-NPT-1123				.14	\$11.54

*NOTE: Temperature Range -20° F to 215° F

READY TO WORK!

BALL VALVE ASSEMBLIES

PART #	DESCRIPTION	PSI	INLET	OUTLET	WT	LIST
ABV038	MPV-38-NPT	3000	3/8" QCS	3/8" QCP	.85	\$54.34
ABV038-BKH	BKH-38-NPT-1123	4000	3/8" QCS	3/8" QCP	1.5	\$52.77
ABV038-7K	BKH-38-NPT-1123	7350	3/8" STL QCS	3/8" STL QCP	1.92	\$154.23

NOTE: QCS = Quick Connect Socket, QCP = Quick Connect Plug, STL = 10K Steel


Assembled in USA

DON'T SEE THE EXACT PLUMBING VALVES THAT YOU NEED, CALL US TODAY.

514-494-5000 / 1-877-494-5001

Le prix est à titre indicatif / The price is as an indicator only (CONTACTEZ-NOUS / CONTACT US)

FLOAT VALVES / TANK FITTINGS




YFLOATANK

FLOAT TANK ASSEMBLY

PART #	DESCRIPTION	GPM	PSI	INLET	WT	LIST
YFLOATANK	Float Tank, 1.05 Gallon	7.0	140	3/8" BSP-M	1.85	\$153.60

NOTE: 11.0" L x 5.0" W x 8.5" H, Plastic Includes Lid, YFLOATVALVE Assembly, Tank Screen Outlet Fitting, & Overflow Barb Fitting; 140° F Max Temp



2X525-5

FLOAT VALVES

PART #	DESCRIPTION	GPM	PSI	INLET	WT	LIST
--------	-------------	-----	-----	-------	----	------

Bronze Float Valves

6AMA1	Bronze Float Valve, 10" Brass Arm	20	125	1/2" NPT-M	.69	\$110.40
2X525-5	Bronze Float Valve, 10" Brass Arm	40	100	3/4" NPT-M	.90	\$103.16
PF45	Plastic Float Ball, 4" Diam. x 5"L	N/A	N/A	1/4"-20 FPT	.15	\$15.98

Brass Float Valve Assemblies



PF45

HTCP

YFLOATVALVE

YFLOATVALVE	Brass Float Valve w/ Gray Float	7	145	3/8" BSP-M	.65	\$50.04
YRG60FV	Brass Float Valve w/ Black Float	7	145	1/2" BSP-M	.80	\$112.49
200008520	ST-8 Brass & Plastic, Brass Arm	5	140	1/2" NPT-F	.44	\$42.42
22.0018	Brass Float Valve w/ Float		105	1/2" NPT-M	.75	\$65.51



4YM37

LIQUID LEVEL SWITCH

PART #	DESCRIPTION	PSI	WT	LIST
4YM37	Liquid Level Switch, Horizontal	100	.10	\$71.52

NOTE: Switch, Magnetically Actuated Dry Reed, Fitting 5/8-11 UNC, VA Rating 30, Operation NO/NC, Stem Material Polypropylene, Float Material Polypropylene, Horizontal



HV-1


HUDSON VALVE

PART #	DESCRIPTION	INLET	WT	LIST
HV-S 1/2	Hudson Shutoff Valve	1/2" NPT-F	.55	\$84.65
HV-1	Hudson Shutoff Valve	1" NPT-F	.64	\$78.60

NOTE: The unique patented design of the Hudson Valve uses fluid pressure, as opposed to a lever arm and ball, as the force to close the valve. When properly installed, the valve will meet anti-siphon requirements. Flow rate is approximately 80% of flow supplied to valve.

HEIGHT: 5.0" / **DIAMETER:** HV-S1/2 = 3.0" / HV-1 = 3.75" / **MAX FLUID TEMP:** 90° F /

OPERATING PRESSURE: HV-S1/2 = 8 PSI - 100 PSI / HV-1 = 8 PSI - 65 PSI w/ a minimum 8 GPM flow rate



TF-075



TF-100

TANK BULKHEAD FITTINGS

PART #	FPT	WT	LIST
TF-050	1/2"	.25	\$20.34
TF-075	3/4"	.23	\$20.34
TF-100	1"	.34	\$24.17
TF-125	1-1/4"	.35	\$29.54
TF-150	1-1/2"	.69	\$45.50

DON'T SEE THE EXACT PART THAT YOU NEED, CALL US TODAY.

514-494-5000 / 1-877-494-5001
Le prix est à titre indicatif / The price is as an indicator only (CONTACTEZ-NOUS / CONTACT US)

POLY TANKS & ACCESSORIES



TNK25



TNK100



TNK200

POLYPROPYLENE TANKS

PART #	DESCRIPTION	GAL	DIMENSIONS	WT	LIST
TNK015	Polypropylene Tank	15	34" L x 16" W x 13" H	8.0	\$154.04
TNK025	Polypropylene Tank	25	36" L x 18" W x 17" H	13.5	\$184.01
TNK050	Polypropylene Tank	50	38" L x 19" W x 23" H	25	\$467.24
TNK100	Polypropylene Tank	100	38" L x 30" W x 29" H	39	\$748.96
TNK150	Polypropylene Tank	150	48" L x 37" W x 29" H	61	\$899.53
TNK200	Polypropylene Tank	200	48" L x 37" W x 38" H	75	\$1,113.12
TNK325	Polypropylene Tank	325	68" L x 38" W x 40" H	106	\$1,699.29
TNK525	Polypropylene Tank	525	73" L x 48" W x 49" H	140	\$2,160.49




TL4000



F2814A & F2814T
(Sold Separately)




TL4300



TL4800

TANK LIDS & ACCESSORIES

PART #	DESCRIPTION	WT	LIST
TL4000	Tank Lid, Fits 15 & 25 Gal. Tanks	.48	\$48.78
F2814A	Bottom Drain Cap, Fits 15 & 25 Gal. Tanks	.02	\$2.21
F2814T	Tether, (For F2814A Drain Cap)	.01	\$2.21
TL4200	8" Tank Lid with Vent & Ring, 50 & 100 Gal. Tanks	1.18	\$77.01
TL4300	8" Tank Lid Only with Vent, Fits 50 & 100 Gal. Tanks	.89	\$56.47
TL4000TL	Teather, Fits TL4300 Lid	.01	\$2.64
TL4800	16" Tank Lid, Fits 200, 300 & 525 Gal. Tanks	1.95	\$102.30



RK100

TANK BANDS & ACCESSORIES

PART #	DESCRIPTION	WT	LIST
ST6705	Stainless Steel Bands (Set) for 100 Gal. Tank	5.0	\$197.29
SRK400	Aluminum Bands (Set) for 50 Gal. Tank	3.0	\$36.83
RK100	Aluminum Bands (Set) for 100 Gal. Tank	4.0	\$56.44
SRK350	Aluminum Bands (Set) for 200 Gal. Tank	8.0	\$100.09
ST6040	Leg Tank Band (325 Gal.), <i>Single Band (2 required)</i>	15.0	\$198.85
ST6210	Galvanized Leg Tank Band (525 Gal.), <i>Single Band (2 required)</i>	16.5	\$210.72
THK001	J Hooks, Washers and Nuts for 50, 100, & 200 Gal. Tank Bands	.44	\$11.10




THK001

HYDRO TEK POLY TANKS & ACCESSORIES



Hydro Tek's custom **bulk water tanks** are made from seamless linear polyethylene. Tanks include a large 10" fill lid. The 200 gallon tank is self supporting, while cages or strapping are recommended on larger tanks to keep shape when full.



POLYETHYLENE TANKS w/ LID

PART #	DESCRIPTION	GAL	COLOR	DIMENSIONS	WT	LIST
WT201	Polyethylene Tank	200	white	48"x29"x34"	68	\$935.13
WT265	Polyethylene Tank	270	white	48"x34"x41"	97	\$1,145.20

TANK ASSEMBLIES* w/ FILTER & FITTINGS

PART #	DESCRIPTION	GAL	COLOR	DIMENSIONS	WT	LIST
AW201	Tank Assembly	200	white	48"x29"x34"	73	\$1,246.84
AW270	Tank Assembly	270	white	48"x34"x41"	102	\$1,529.17

*NOTE: Assemblies include tank w/ lid, Hydro Tek Logo, 1-1/2" Installed Plumbing (Gate Valve, Tee, Filter, Nipple, Bushing & 3/4" Hose Barb)

HYDRO TEK POLY TANK LIDS

PART #	DESCRIPTION	WT	LIST
WT010	Tank Lid 10", Fits 200 & 270 gallon models	1	\$32.23
WT304	Tank Lid 8", Fits 2006 & older models	1	\$112.38

WT010




You won't need to create a tie down strap, we've done it already. The stainless hold down straps are fabricated to fit these tanks securely and aesthetically. Simply bolt straps down to your flat trailer. Straps are sold individually, two straps required per tank.

HYDRO TEK WATER TANK STRAPS

PART #	DESCRIPTION	WT	LIST
HCS20	Tank Strap, S/S, Fits 200 Gallon HT Tanks, 2 Required per Tank	5	\$103.00
HTS34	Tank Strap, 3-pc. S/S, Fits 270 Gallon HT Tanks, 2 Required per Tank	12.5	\$249.37
HTS18	Side Strap for 270 Gallon Hydro Tek Tank	5	\$140.65
HTS35	Tank Strap, 3-pc. for (2) Tandem Mounted 270 Gallon Hydro Tek Tanks	16.5	\$321.48

HYDRO TEK WATER TANK PLUMBING PARTS

PART #	DESCRIPTION	WT	LIST
VVB10	Gate Valve 1-1/2", PVC	.6	\$44.83
VF150	Canister Filter, 1-1/2" FPT In/Out, T-Type	1.2	\$55.67
VF153	Screen Element, 180 Micron, Fits VF150	.07	\$23.42
VF151	O-Ring, Fits VF150	.01	\$55.67
VF125	Canister Filter, 3/4" MPT In/Out, Y-Type	.7	\$88.72
VF140	Screen Element, 200 Micron, Fits VF125	.1	\$56.45
VF145	Canister Filter, 3/4" FPT In/Out, T-Type, 80 Mesh	.3	\$40.12




HYDRO TEK TANKS & ACCESSORIES




HYDRO TEK FLOAT TANK PARTS

PART #	DESCRIPTION	WT	LIST
WT040	4 Gallon Float Tank Blank, Raw	3.45	\$90.84
HH400	Tank Cap, Stainless Steel, Fits HT Float Tank	.02	\$10.26
DFF10	Water Tank Bushing 5/8"	.01	\$2.93
VF050	Tube Strainer, 50 Mesh	.01	\$4.54



WT078



WT075

HYDRO TEK FUEL TANKS

PART #	DESCRIPTION	WT	LIST
WT075	Diesel Fuel Tank 8 Gallon, Clear	5	\$161.17
WT08N	Gasoline Fuel Tank 8 Gallon, Black *Nylene	5.5	\$391.18
WT078	Diesel Fuel Tank 18 Gallon, Clear	9.5	\$205.12
WT077	Gasoline Fuel Tank 18 Gallon, Black *Nylene	10.6	\$632.00



WT08N

*NOTE: Non permiable, Carb. & EPA approved

HYDRO TEK FUEL TANK ACCESSORIES

PART #	DESCRIPTION	WT	LIST
WT080	Fuel Cap, Diesel	.08	\$11.71
WT081	Fuel Cap, Gasoline	.08	\$11.71
WT08G*	Gas Cap, Ratcheted w/ Tether	.18	\$24.90
WT08D	Diesel Cap, Ratcheted w/ Tether	.18	\$24.90
WT8GA*	Fuel Cap w/ Level Gauge, Ratcheted w/ Tether	.5	\$85.35
HFC10**	Fuel Tank Straps, Stainless Steel w/ Turnbuckles	1.5	\$42.49

NOTE: *Carb. & EPA Approved **Field replacement stainless bands with turnbuckles to field replace worm gear style straps



WT08G


WT081

WT8GA

HYDRO TEK FUEL TANK FITTINGS

PART #	DESCRIPTION	WT	LIST
DF599	Fuel Tank Dip Tube 12.5"	.08	\$9.95
DFE04	Fuel Tank 1/4" Elbow Fitting	.06	\$4.25
DFF04*	Fuel Tank 1/4" Bushing	.01	\$1.29

*NOTE: Bushing Requires .495-.500 Hole




DF599

DFE04

DFF04

REMOTE FUEL TANKS



MAN1220

MAN1800

LP-LIQUID PROPANE TANKS & ACCESSORIES

PART #	DESCRIPTION	WT	LIST
MAN1220*	Tank, LP-Liquid Propane Cylinder, 40#/9.2Gal	32.36	\$430.51
MAN1800	Tank Rack, Holds 2 - 40# Propane Cylinders	7.24	\$86.70
MIB-42413-48	Hose, Propane, 4'	0.5	\$31.60
MIB-G1654-A	Tank Adapter	0.29	\$27.45
HLY46-64	Fitting, Propane Tank	0.14	\$2.97
HLY48-64	Fitting, Propane Tank	0.38	\$2.76

*DIMENSIONS: 29.4" L x 12.2" DIA



520055



520014D-GRN



819145AE



080191BE

DIESEL TANKS

PART #	DESCRIPTION	DIMENSIONS	WT	LIST
520055	Diesel Fuel Tank, Black Plastic 8.5 Gal. w/ Cap, Fits all 2&4 Wheel H/W	17.75" L x 13" W x 11" H	6.69	\$129.75
520014D-GRN	Cap, Green Plastic, Diesel Fuel Only Replacement Fits 520055 & 520060 (Old Style)	N/A	0.09	\$25.43
819145AE	Diesel Fuel Tank, Black Plastic 12 Gal. w/ Cap, Fits Pro-Super Skids & HDC Diesel Models	40.5" L x 16.5" W x 11" H	11.66	\$224.50
080191BE	Diesel Cap w/ Teather, 3.5" Top Vent, Green, Fits 819145AE (New Style)	N/A	0.20	\$31.86



819143AE

080175AE



A001173

REMOTE GAS TANKS

PART #	DESCRIPTION	WT	LIST
620049LP-1*	Fuel Tank, Remote, 6 Gal. Red Plastic	8.75	\$162.97
A001173	Gas Cap w/ Compliant Vent, Fits 620049LP-1 & IDA000879BR (Old Style) Gas Tanks	.20	\$42.82
819143AE**	Gas Tank, Red Plastic 12 Gal. w/ Cap & Roll Over Vent, Pro-Super Skids & HDC Models	14.88	\$678.26
080175AE	Gas Cap w/ Teather, 3.5" Non-Vented EPA Compliant, Fits 819143AE (New Style)	.30	\$42.16

* DIMENSIONS: 21-1/8" L x 13-1/2" W x 10" H ** DIMENSIONS: 40.5" L x 16.5" W x 11" H



AGT020-C

GAS TANK ASSEMBLIES

PART #	DESCRIPTION	WT	LIST
AGT020	Fuel Tank Assy., Remote, 620049LP-1 Tank w/ Hose & Check Valve QC's 49 State Only - NOT for CA	9.35	\$273.95
AGT020-C	Fuel Tank Assy., Remote, 620049LP-1 Tank, Fitted For Honda w/ Hose, Carbon Canister, & Check Valve QC's - 50 State Approved	11.18	\$367.91
AGT021-C	Fuel Tank Assy., Remote, 620049LP-1 Tank, Fitted For Kohler & Vanguard w/ Hose, Carbon Canister, & Check Valve QC's - 50 State Approved	11.2	\$366.68

514-494-5000 / 1-877-494-5001
 DON'T SEE THE EXACT TANK THAT YOU NEED, CALL US TODAY.
 Le prix est à titre indicatif / The price is as an indicator only (CONTACTEZ-NOUS / CONTACT US)

ENGINE REPLACEMENT PARTS



125-560

HONDA FUEL TANKS

PART #	DESCRIPTION	WT	LIST
125-556	Tank, Fuel .53 Gal., Honda Fits GX110,& GX120	2.52	\$100.20
125-560	Tank, Fuel .82 Gal., Honda Fits GX140,GX160,& GX200	2.89	\$87.73
125-568	Tank, Fuel 1.6 Gal., Honda Fits GX240,GX270,GX340 & GX390	4.09	\$114.94



125-364



125-368



120-327



698183



468855A



462181A




16910-Z6L-003



16910-ZE8-015



MU201



24 559 10-S

ENGINE FUEL PARTS

PART #	DESCRIPTION	WT	LIST
125-364	Fuel Tank Cap, Plastic, Fits GX110 - GX390 Engines	.09	\$17.30
125-368	Fuel Tank Cap, Metal, Fits GX110 - GX390 Engines	.17	\$17.70
125-436	Fuel Tank Cap, Plastic, Fits GC160 - GC190 Engines	.05	\$7.03
41483001	Fuel Tank Cap, Fits LCT PP208, PP414 & PP420 Engines	.13	\$15.88
120-327	Fuel Joint Assembly, Fits GX110-GX390 & Tank Models 125-556,125-560,125-568	.03	\$13.86
698183	Inline Fuel Shutoff, Plastic Universal 1/4" Barb x 1/4" Barb	.03	\$15.16
525-638	Choke Lever, Fits GX120 - GX390	.03	\$8.53
468855A*	Carbon Canister, Up to 6 Gallon Tanks	.75	\$55.18
912612A	Brackets, Carbon Canister-2 Required, Fits 468855A	.04	\$1.23
468857A	Straps, Carbon Canister-2 Required, Fits 468855A	.03	\$1.66
462181A**	Carbon Canister, 13-20 Gallon Tanks	3.35	\$168.42

NOTE: *1/4" Barb In/Out, Dimensions: 8"L x 3" Diameter

** 1/4" Barb In/Out, Dimensions: 11-5/8"L x 8-3/8"W x 2-5/16"H

FUEL FILTERS

PART #	DESCRIPTION	WT	LIST
16910-Z6L-003	Fuel Filter, Fits Honda GX630 & GX690	.05	\$21.29
16910-ZE8-015	Fuel Filter, Fits Honda GX610, GX620, & GX670 (Old Style)	.07	\$24.41
120-014	Fuel Filter, 1/4" Inline, 75 Micron, For Engines w/ Fuel Pumps	.03	\$5.77
24 050 13-S1	Fuel Filter, Fits Kohler Gas CH730, CH740, CH750, CH980 & CH1000	.10	\$14.02
ED0037300960-S	Fuel Filter, Fits Kohler Diesel KD-420	.13	\$41.66
ED0021752880-S	Fuel Filter, Fits Kohler Diesel KDW1003	1.28	\$40.09
1T021-43560	Fuel Filter, Fits Kubota Diesel KBEDH902	.30	\$20.25
70000-43081	Fuel Filter, Fits Kubota Diesel V1505TB1	.80	\$16.20
HTCP MU201	Fuel Filter, Fits Kubota Diesel D722, Z482 & Z602	.3	\$21.74
HTCP 845125	Fuel Filter, Fits All Vanguard V-Twin	.1	\$13.01

FUEL PUMPS

PART #	DESCRIPTION	WT	LIST
24 559 10-S	Fuel Pump Kit, Fits Kohler Gas CH730, CH740, CH750	1.42	\$177.38
62 559 01-S	Fuel Pump, Fits Kohler Gas CH980 & CH1000	.94	\$158.26
EDACC0014-S	Fuel Pump Lift Kit, Fits Kohler Diesel KD420	1.1	\$235.31
ED0065851510-S	Fuel Pump, Fits Kohler Diesel KDW1003	.99	\$218.37
MS186	Fuel Pump, Fits Vanguard 13-31HP	1	\$83.52

514-494-5000 / 1-877-494-5001

Le prix est à titre indicatif / The price is as an indicator only (CONTACTEZ-NOUS / CONTACT US)

ENGINE REPLACEMENT PARTS

CARBURETORS



PART #	DESCRIPTION	WT	LIST
Honda			
520-722	Carburetor, Fits GX160, Honda Code 5266705	.59	\$93.93
520-718	Carburetor, Fits GX200, Honda Code 5148101	.62	\$108.10
520-726	Carburetor, Fits GX240, Honda Code 5222211	.65	\$108.57
520-730	Carburetor, Fits GX270, Honda Code 5250782	.68	\$113.52
520-734	Carburetor, Fits GX340, Honda Code 5222120	.71	\$100.88
520-738	Carburetor, Fits GX390, Honda Code 5244827	.75	\$115.76
LCT			
20824011	Carburetor, Fits LCT PP208	.75	\$151.67
41424001	Carburetor, Fits LCT PP414 & PP420	.77	\$145.27

Not Compatible With Greater Than 10% Ethanol Fuel

RECOIL/STARTER PARTS

PART #	DESCRIPTION	WT	LIST
--------	-------------	----	------

Recoil Starter Replacement Assemblies

Honda

150-683	Recoil Starter Assembly, Fits GC160	.72	\$46.37
28400-Z1A-013ZA	Recoil Starter Assembly, Fits GC190	.80	\$31.75
150-703	Recoil Starter Assembly, Fits GX120, GX160, & GX200	1.49	\$106.16
150-711	Recoil Starter Assembly, Fits GX240, GX270	1.49	\$105.66
150-707	Recoil Starter Assembly, Fits GX340, GX390, GX610, GX620, & GX670	1.65	\$123.70
150-715	Bolts, Recoil Flange, Fits GX120, GX160-GX390 (3 Pack)	.01	\$7.11

Kohler Gas

17 165 02-S	Recoil Starter Assembly, Fits Kohler SH265 Models	1	\$62.24
17 165 11-S	Recoil Starter Assembly, Fits Kohler CH440 Models	1.7	\$107.71

Kohler Diesel

ED0014720570-S	Recoil Starter Assembly, Kohler Diesel, Fits KD420	1.98	\$371.54
----------------	--	------	----------

Recoil Starter Replacement Parts

140-301	Starter Handle w/ 88" Recoil Rope	.15	\$7.66
140-401	Starter Handle Only	.07	\$10.15

Blue/White Commercial Solid Braid Starter Rope

146-035	Rope, #4-1/2, 9/64", 4-7HP, 100' Spool	.73	\$30.77
146-050	Rope, #5-1/2, 11/64", 8-18HP, 100' Spool	.89	\$42.34
146-100	Rope, #4-1/2, 9/64", 4-7HP, 200' Spool	1.36	\$46.37
146-126	Rope, #5-1/2, 11/64", 8-18HP, 200' Spool	1.68	\$63.66

Black/Blue Heavy Duty Commercial Solid Braid Starter Rope

146-915	Rope, #4-1/2, 9/64", 4-7HP, 100' Spool	.92	\$32.07
146-923	Rope, #5-1/2, 11/64", 8-18HP, 100' Spool	1.08	\$41.20
146-943	Rope, #4-1/2, 9/64", 4-7HP, 200' Spool	1.74	\$52.25
146-951	Rope, #5-1/2, 11/64", 8-18HP, 200' Spool	2.06	\$70.66

Starter Motors & Control Panel

Kohler

25 098 11-S	Starter Motor, Kohler Gas, Fits CH640, 730, 740, 750, 980, 1000	7.1	\$384.26
ED0058402180-S	Starter Motor, 12V Kohler Diesel, Fits KD420	5.5	\$1,745.10
ED0058402240-S	Starter Motor, 12V Kohler Diesel, Fits KDW1003	7.5	\$1,495.60
62 376 02*	Panel, Keyswitch, Fits CH940, 980 & 1000	1.8	\$206.89



ENGINE REPLACEMENT PARTS

IGNITION PARTS

PART #	DESCRIPTION	WT	LIST
On/Off Switch			
430-558	Switch, On/Off, Fits Honda GX Engines, 2-Wire	.04	\$15.88
430-602	Switch, On/Off, Fits Honda GX Engines, 1-Wire	.04	\$12.36
Key Switches			
HTCP MU300	Key Switch w/ Keys, Fits most Kubota Diesel Models	.65	\$140.93
HTCP EC165	Key Switch w/ Keys, Used on most HT Kohler & Vanguard Models	.1	\$45.52
Keys			
4834001-S	Keys, Indak, Fit Kohler & Briggs, 2 per pack	.03	\$4.93
35111-880-013	Key, Honda, Fits GX390, GX610, GX620, & GX670, 1 each	.02	\$18.28
35110-ZV5-V50	Key, Honda, Fits GX630, GX660, & GX690, New Style, 1 each	.04	\$15.13
Spark Plugs			
130-823	Spark Plug, BPR6ES, Fits Honda GX110-390	.13	\$6.91
130-853	Spark Plug, NKG, BR7HS, Fits LCT PP208 & PP420	.12	\$6.48
98079-5587G	Spark Plug, ZFR5F, Fits Honda GX630, GX660, GX690, New Style	.23	\$9.88
25 132 12-S	Spark Plug, Fits Kohler Gas CH730, CH740, CH750	.23	\$18.25
62 132 04-S	Spark Plug, Fits Kohler Gas CH980, & CH1000	.23	\$23.50
MS174	Spark Plug, Fits most Briggs & Stratton Models 3.5-31HP	.2	\$10.77
Spark Plug Cap			
135-226	Cap, Spark Plug, Fits GX110-390	.08	\$12.32
Low Oil Sensor			
34150-ZH7-023	Sensor, Low Oil, Fits Honda GX160-390	.07	\$36.80
Ignition Coils			
440-105	Ignition Coil, Fits Honda GX120, GX160, & GX200	.49	\$106.44
440-101	Ignition Coil, Fits Honda GX240, GX270, GX340, & GX390	.75	\$91.32
Ignition Tester			
750-018	Ignition Tester	.15	\$21.05
*Designed Exclusively for Small Engine Repair			
Starter Solenoid			
MS178	Starter Solenoid, Fits Briggs & Stratton 6.5, 13-21HP Models	.3	\$64.46
Tachometer & Tach/Hour Meters			
TT2B	Tach/Hour Meter, Tiny Tach, Digital	.20	\$106.34
*Perfect for most 1 or 2 Cylinder Gas Engines.			
DTI-MAG	Tach/Hour Meter, Tiny Tach, Digital, For Diesel Engines	.25	\$355.46
DTI-110	Service Tachometer w/ 6' Test Leads, 0-19,900 RPM	.60	\$361.54

THROTTLE PARTS

PART #	DESCRIPTION	WT	LIST
953A02	Throttle Cable Assembly, Fits Kubota & Kohler Diesel 2-4 Cyl. Engines	1.75	\$113.78
ZSPEED	Adjustable Throttle Control, Fits All Gasoline Engines	1.0	\$187.60
*Reduces Gas Engine Speed when Pump is in Bypass			

514-494-5000 / 1-877-494-5001

Le prix est à titre indicatif / The price is as an indicator only (CONTACTEZ-NOUS / CONTACT US)

ENGINE EXHAUST PARTS



105-705



MFL061



VHRM6



24-786-115

MUFFLERS

PART #	DESCRIPTION	WT	LIST
Honda			
105-709	Muffler w/ Heat Shield, Fits GX120, GX160, & GX200	1.97	\$99.77
105-701	Muffler w/ Heat Shield, Fits GX240 & GX270	3.48	\$109.17
105-705	Muffler w/ Heat Shield, Fits GX340 & GX390	4.29	\$114.73
MFL050	Muffler, Fits Honda GX610, GX620, GX670 Old Style, Oil Filter Side Discharge	7.12	\$199.66
MFL051	Muffler, Fits Honda GX630, GX660, GX690 New Style, Oil Filter Side Discharge	7.12	\$180.86
MFL060	Muffler, Fits Honda GX610, GX620, GX670 Old Style, Starter Side Discharge	7.12	\$199.66
MFL061	Muffler, Fits Honda GX630, GX660, GX690 New Style, Starter Side Discharge	7.12	\$180.86
VHLM6	Muffler, Fits Honda GX630, GX660, GX690 New Style, Starter Side Discharge	15.44	\$335.72
VHRM6	Muffler, Fits Honda GX630, GX660, GX690 New Style, Oil Filter Side Discharge	15.44	\$335.72
Kohler			
NEW 18 068 05-S	Muffler, Fits Kohler SH265	1.9	\$135.21
NEW 17 068 95-S	Muffler, Fits Kohler CH440	4.5	\$163.64
24-786-05S	Muffler, Fits Kohler CH620, CH640 & CH680 Oil Filter Side Discharge	6.0	\$165.60
24-786-06S	Muffler, Fits Kohler CH620, CH640 & CH680 Starter Side Discharge	6.0	\$204.88
24-786-11S	Muffler, Fits Kohler CH730, CH740 & CH750 Oil Filter Side Discharge	10.36	\$251.24
24-786-12S	Muffler, Fits Kohler CH730, CH740 & CH750 Starter Side Discharge	10.36	\$247.64
62 786 02-S	Muffler, Fits Kohler CH940, CH980 & CH1000 Starter Side Discharge	16	\$307.32
62 786 03	Muffler, Fits Kohler CH940, CH980 & CH1000 Oil Filter Side Discharge	16	\$307.32
Vanguard			
690906	Muffler, Fits Vanguard 16-18HP Starter Side Discharge	8.35	\$447.26
691562	Muffler, Fits Vanguard 16-18HP Oil Filter Side Discharge	8.35	\$449.47
HTCP MS155	Muffler, Vanguard 16HP, Starter Side	8.4	\$220.52

EXHAUST PIPE & GASKETS

PART #	DESCRIPTION	WT	LIST
Honda			
110-402	Exhaust Pipe, Fits Honda GX240, GX270, GX340, & GX390	1.28	\$55.81
18333-Z1C-901	Gasket, Exhaust Pipe, Fits Honda GX240, GX270, GX340, & GX390	.03	\$17.61
486-511	Gasket, Muffler, Fits Honda GX160, & GX200	.01	\$8.53
486-503	Gasket, Muffler, Fits Honda GX240, GX270, GX340, & GX390	.01	\$12.56
486-507	Gasket, Exhaust Pipe, Fits Honda GX240, GX270, GX340, & GX390	.01	\$6.20
18333-ZJ1-000	Gasket, Exhaust, Fits Honda GX610 & GX620 Old Style	.03	\$28.72
HTCP MS154	Gasket, Muffler, Fits 16HP Vanguard	.2	\$11.38
HTCP MS158	Exhaust Elbow w/ Rain Cap, Fits Vanguard	2	\$48.84



486-511

110-402



486-503

MS158



ENGINE FILTERS / DIP STICKS



20820121



17210-Z6L-010



100-743



24 883 03-S1



ED0021753060-S

AIR FILTERS

PART #	DESCRIPTION	WT	LIST
Honda			
102-713	Air Filter w/ Foam Pre-filter, Fits GC160 & GC190	.14	\$10.63
100-784	Air Filter w/ Foam Pre-filter, Fits GX160 & GX200	.27	\$17.42
100-818	Air Filter w/ Foam Pre-filter, Fits GX240 & GX270	.37	\$22.35
100-012	Air Filter w/ Foam Pre-filter, Fits GX340 & GX390	.44	\$26.35
102-164	Air Filter w/ Foam Pre-filter, Fits GX610, GX620, GX670 Old Style	.53	\$53.71
17210-Z6L-010	Air Cleaner Element, Fits GX630, GX660 & GX690 New Style, Honda Code 9392929	.82	\$91.16
416-850	Wing Nut, Air Filter, Fits GX160-390	.01	\$15.76
Vanguard			
100-743	Foam Pre-filter Only, Fits 16-18HP Vanguard Series 356447	.03	\$4.42
100-131	Air Filter Primary Paper Only, Fits 16-18HP Vanguard Series 356447	.49	\$14.66
Kohler			
18 883 01-S1	Air Filter w/ Foam Pre-filter, Fits SH265	.25	\$21.26
17 883 03-S1	Air Filter w/ Foam Pre-filter, Fits CH440	.5	\$27.43
24 883 03-S1	Air Filter w/ Foam Pre-filter, Fits CH730, CH740, & CH750	.75	\$20.11
24 083 05-S	Foam Pre-filter Only, Fits CH730, CH740, & CH750	.03	\$6.52
25 083 01-S	Air Filter Primary Paper Only, Fits CH980, & CH1000	1.0	\$35.03
25 083 04-S	Foam Pre-filter Only, Fits CH980 & CH1000	.25	\$40.76
Kohler Diesel			
ED0021753060-S	Air Filter, Fits Kohler Diesel KD420	.64	\$85.00
ED0021751640-S	Air Filter, Fits Kohler Diesel KDW1003	.26	\$66.71
Kubota Diesel			
1G659-11222	Air Filter, Fits Kubota Diesel KBEDH902	.60	\$40.09
15741-11080	Air Filter, Fits Kubota Diesel V1505TB1	.60	\$119.82
HTCP MU203	Air Filter, Fits Kubota Diesel Z482, Z602 & D722	.60	\$51.19



120-360

OIL FILTERS

PART #	DESCRIPTION	WT	LIST
120-360	Oil Filter, Fits Honda GX610, GX620, GX630, GX660, GX670, & GX690	.59	\$17.61
055-105	Oil Filter, Fits Kohler CH620, CH640, CH680	.54	\$29.10
52 050 02-S1	Oil Filter, Fits Kohler CH730, CH740, CH750, CH980 & CH1000	.67	\$17.65
ED0021751550-S	Oil Filter, Fits Kohler Diesel KD420	.30	\$105.40
ED0021752830-S	Oil Filter, Fits Kohler Diesel KDW1003	.67	\$38.08
HH150-32430	Oil Filter, Fits Kubota Diesel KBEDH902	.40	\$28.55
16271-32090	Oil Filter, Fits Kubota Diesel V1505TB1	.80	\$19.10
HTCP MU167	Oil Filter, Fits Kubota Diesel D905 & D1005	.7	\$23.26
HTCP MU176	Oil Filter, Fits Kubota Diesel Z602 & D722	.75	\$20.21
HTCP MS185	Oil Filter, Fits All Vanguard V-Twin	.6	\$26.36



125-692

OIL DIP STICKS

PART #	DESCRIPTION	WT	LIST
125-692	Dipstick, Fits Honda GX160 & GX200	.01	\$7.15
125-696	Dipstick, Fits Honda GX240, GX270, GX340, & GX390	.01	\$8.85

514-494-5000 / 1-877-494-5001


Le prix est à titre indicatif / The price is as an indicator only (CONTACTEZ-NOUS / CONTACT US)

GASOLINE ENGINES

KOHLER ENGINES



SH265



PP-CH740-3005



356447-0270-G1

GASOLINE ENGINES

PART #	CC/HP	CYLRS	STR TYPE	CHGE RATE	FUEL TK	MUFFLER	SHAFT	WT	LIST
Kohler									
SH265	196/6.5	1	Recoil	N/A	.87 gal	Included	3/4"	35.3	\$382.81
PA-CH270-0011	208 / 7	1	Recoil	N/A	1.05 gal	Included	3/4"	45	\$730.68
PA-CH440-3011	429 / 14	1	Recoil	N/A	1.85 gal	Included	1"	87	\$1,472.58
PA-CH440-3031	429 / 14	1	Electric / Recoil	10 Amp	1.85 gal	Included	1"	97	\$1,890.09
PA-CH440-3041	429 / 14	1	Electric / Recoil	18 Amp	1.85 gal	Included	1"	99	\$2,034.06
PA-CH620-3004*	674 / 19	2	Electric	15 Amp	N/A	None	1"	101	\$2,708.85
PA-CH620-3053*	674 / 19	2	Electric	20 Amp	N/A	None	1-1/8"	102	\$3,744.87
PA-CH640-3007*	674 / 20.5	2	Electric	20 Amp	N/A	None	1-7/16"	104	\$4,397.63
PA-CH730-3203*	725 / 23.5	2	Electric	20 Amp	N/A	None	1-7/16"	108	\$4,981.70
PA-CH740-3005*	725 / 25	2	Electric	20 Amp	N/A	None	1-7/16"	108	\$5,451.43
PA-ECH749-3001*	747 / 26.5	2	Electric	25 Amp	N/A	None	1-1/8"	108	\$6,060.30
PA-CH750-3005*	747 / 27	2	Electric	25 Amp	N/A	None	1-1/8"	110	\$5,757.05
PA-CH940-0005**	999 / 32.5	2	Electric	25 Amp	N/A	None	1-7/16"	132	\$7,107.07
PA-CH980-2002**	999 / 35	2	Electric	25 Amp	N/A	None	1-7/16"	132	\$7,824.04
PA-CH1000-2002**	999 / 37	2	Electric	25 Amp	N/A	None	1-7/16"	132	\$8,104.47

*Mufflers Separate See Page 130 **Mufflers Separate See Page 130 & Key Switch Panels Separate See Page 128

Vanguard

356447-0270-G1	570 / 18	2	Electric / Recoil	20 Amp	N/A	Lo-Tone	1"	93	\$2,629.02
356447-0069-F1	570 / 18	2	Electric / Recoil	20 Amp	2.25 gal	Lo-Tone	1"	97	\$3,024.15

CYLRS = Cylinders / STR TYPE = Starter Type / CHGE RATE = Charge Rate / FUEL TK = Fuel Tank

Nilfisk HPW

HYDRO TEK

2353 Almond Avenue
Redlands, CA 92374
www.hydrotek.us
1-909-799-9222




Pressure-Pro

7300 Commercial Circle
Fort Pierce, FL 34951
www.pressure-pro.com
1-772-461-4486

DIESEL ENGINES / FILTERS

KOHLER DIESEL




PB-KD-420-2001



PA-KDW1003-1001-PP1

Kubota



KBEDH902-B1-PPS

DIESEL ENGINES

PART #	CC/HP	CYLRS	STR TYPE	CHGE RATE	FUEL TK	MUFFLER	SHAFT	WT	LIST
Kohler									
PB-KD420-1001*	442 / 9.1	1	Recoil	N/A	1.32 Gal	Included	1"	110	\$5,290.05
PB-KD420-2001*	442 / 9.1	1	Electric / Recoil	20 Amp	1.32 Gal	Included	1"	125	\$6,445.24
PA-KDW702-1001-PP	686 / 15.4	2	Electric	45 Amp	N/A	Included	1"	260	\$11,632.61
PA-KDW1003-1001-PP1	1028 / 23.4	3	Electric	45 Amp	N/A	Included	1"	320	\$13,410.63

*49 state approved, not for sale in CA

Kubota


OC95-E3-D1-Q	416 / 9.4	1	Electric / Recoil	4 Amp	1.45 Gal	Included	1"	123	\$10,208.26
Z602B1-PPS	599 / 16.8	2	Electric	30 Amp	N/A	Included	1-1/8"	275	\$13,179.90
KBEDH902-B1-PPS	898 / 24.8	3	Electric	30 Amp	N/A	Included	1-1/8"	298	\$17,972.21
V1505TB1-PPS	1498 / 43	4	Electric	30 Amp	N/A	Included	1-1/8"	495	\$22,050.76

CYLRS = Cylinders / STR TYPE = Starter Type / CHGE RATE = Charge Rate / FUEL TK = Fuel Tank

DIESEL FUEL FILTERS



33011 33001 23.0030



41.0042 R12T



140R

PART #	DESCRIPTION	IN/OUT	WT	LIST
33011	Fuel Filter, Inline Disposable, Small	1/4" or 5/16" Barb	.05	\$13.39
33001	Fuel Filter, Inline Disposable, Large	1/4" Barb	.10	\$7.47
23.0030	Fuel Filter, Inline w/ Replaceable Element & Drain Valve	1/4" FPT	.55	\$94.00
41.0042	Filter Replacement Element, 15 Mesh, Fits 23.0030	N/A	.05	\$43.68
140R	Racor Fuel Filter, Inline w/ Replaceable Element & Drain Valve	1/4" FPT	1.1	\$138.71
R12T	Racor Filter Replacement Element, 10 Micron, Fits 140R	N/A	.50	\$49.92

DON'T SEE THE EXACT DIESEL ENGINE OR FILTER THAT YOU NEED, CALL US TODAY.

314-494-5000 / 1-877-494-5001


Le prix est à titre indicatif / The price is as an indicator only (CONTACTEZ-NOUS / CONTACT US)

OIL BURNERS / FUEL NOZZLES

Beckett



PRO101



PRO201



PRO301

BECKETT OIL BURNERS

- Solid State Ignition
- 1.25" Insertion Depth
- .4 to 3 GPH Firing Rate
- Pressure-Pro Spec Replacement Burners
- Beckett "Clean Cut" Fuel Pumps w/ Oil Valves

PART #	DESCRIPTION	VOLTAGE	WT	LIST
PRO101*	ADC Burner Assembly	14VDC	15.3	\$1,009.17
PRO201	AFG Burner Assembly	120VAC	18.5	\$786.57
PRO301	AFG Burner Assembly	240VAC	18.9	\$881.36
PRO402	SM Burner Assembly	120VAC	22.8	\$905.61
PRO501*	SDC Burner Assembly	14VDC	19.6	\$1,320.87

* DC Burners Require a 16-20 Amp Continuous Power Supply (NOT Included)

NOTE: Fuel Nozzle NOT Included with Burner Assembly. Select Fuel Nozzle Below for Your Application.

FUEL NOZZLES

PART #	DESCRIPTION	WT	LIST
2558	Fuel Nozzle, 1.10 GPH x 80 Deg, B-Solid	.07	\$16.67
2559	Fuel Nozzle, 1.25 GPH x 80 Deg, B-Solid	.07	\$16.67
2455	Fuel Nozzle, 1.35 GPH x 80 Deg, B-Solid	.07	\$16.20
2500	Fuel Nozzle, 1.50 GPH x 80 Deg, B-Solid	.07	\$16.67
2560	Fuel Nozzle, 1.65 GPH x 80 Deg, B-Solid	.07	\$16.67
2561	Fuel Nozzle, 1.75 GPH x 80 Deg, B-Solid	.07	\$16.67
2562	Fuel Nozzle, 2.00 GPH x 80 Deg, B-Solid	.07	\$16.67
2563	Fuel Nozzle, 2.25 GPH x 80 Deg, B-Solid	.07	\$16.67
2564	Fuel Nozzle, 2.50 GPH x 80 Deg, B-Solid	.07	\$16.67
2618	Fuel Nozzle, 2.75 GPH x 80 Deg, B-Solid	.07	\$16.67
2619	Fuel Nozzle, 3.00 GPH x 80 Deg, B-Solid	.07	\$16.67
2982	Fuel Nozzle, 3.25 GPH x 80 Deg, B-Solid	.07	\$10.45
2620	Fuel Nozzle, 3.50 GPH x 80 Deg, B-Solid	.07	\$10.45
2621B	Fuel Nozzle, 4.00 GPH x 80 Deg, B-Solid	.07	\$20.94
21489	Fuel Nozzle, 2.00 GPH x 90 Deg, B-Solid	.07	\$16.67
2652	Fuel Nozzle, 1.10 GPH x 80 Deg, A-Hollow	.07	\$12.21
21566212	Fuel Nozzle, 3.00 GPH x 80 Deg, A-Hollow	.07	\$10.45
21415	Fuel Nozzle, 1.50 GPH x 90 Deg, A-Hollow	.07	\$16.67



2559



2562



21489



2620

BURNER PARTS



2184402U



2460U



2184404U




21754U




21755U




21807U



21441U




NL35XPDC



050169007525

5770



ABBT0

FUEL PUMPS

PART #	DESCRIPTION	WT	LIST
Cleancut Fuel Pumps with Oil Valves			
2184402U	Fuel Pump, Cleancut w/ 12VDC Oil Valve, Fits ADC, SDC, PRO101 & PRO501 Models	3.99	\$176.51
2184405U	Fuel Pump, Cleancut w/ 120VAC Oil Valve, w/o PD Timer, Fits AFG, SM, PRO201, & PRO402 Models	4.1	\$170.62
2184404U	Fuel Pump, Cleancut w/ 120VAC Oil Valve, Fits AFG & SM Models w/ PD Timer	3.98	\$169.67
2184403U	Fuel Pump, Cleancut w/ 240VAC Oil Valve, Fits AFG, SM, & PRO301 Models	4.1	\$173.47
Fuel Pumps without Oil Valves			
2460U	Fuel Pump, Suntec A2VA7116	3.6	\$187.13

OIL VALVE COILS

PART #	DESCRIPTION	WT	LIST
Cleancut Oil Valve Coils & Parts			
21754U	Coil, Fits Cleancut Oil Valve 12VDC	.15	\$30.89
21755U	Coil, Fits Cleancut Oil Valve 120VAC	.15	\$21.05
21756U	Coil, Fits Cleancut Oil Valve 240VAC	.15	\$30.89
21807U	Coil Cordset	.13	\$14.02
21877U	Valve Stem Kit, Cleancut	.20	\$17.61

OIL SOLENOID VALVES

PART #	DESCRIPTION	WT	LIST
21441U	Fuel Solenoid w/ Block, 12VDC, R261	.56	\$97.63
2233U	Fuel Solenoid w/ Block, 120VAC, R642	.56	\$116.99
2234U	Fuel Solenoid w/ Block, 240VAC, R753	.56	\$116.99

BURNER PARTS


PART #	DESCRIPTION	WT	LIST
NL35XPDC	Burner Gun Jet, All PRO Spec Burners, AFG, ADC, SM, & SDC Models	.77	\$51.19
5770	Metal Enclosure, 4" x 4" without Lid	.57	\$8.72
050169007525	Lid, 4" x 4", Fits 5770	.30	\$1.18
HTCP ABBT0	Burner Adjustment Tool, Stainless	.5	\$22.76

514-494-5000 / 1-877-494-5001

Le prix est à titre indicatif / The price is as an indicator only (CONTACTEZ-NOUS / CONTACT US)

BURNER PARTS


Beckett



5218301U



51771U



5199701U

BECKETT POWERLIGHT IGNITORS

PART #	DESCRIPTION	WT	LIST
--------	-------------	----	------

12VDC

5218301U	Igniter Assembly, Fits Beckett ADC & PRO101 Models, Replaces 51776U & 51777U	2.12	\$242.86
5218303U	Igniter Assembly, Fits Beckett SDC & PRO501 Models, Replaces 51778U & 51779U	1.96	\$243.42
5218307U	Igniter Assembly, Fits Wayne MSR-DC Models, Replaces 51867U, 51868U, & 31812-003	2.15	\$252.14
5218305U	Igniter Assembly, Fits Wayne E-12VDC Models	2.1	\$252.14
5218309U	Igniter Only - No Base Plate, Fits All 12VDC Models, Replaces 7435U & 51663	.77	\$226.74
HTCP BMT04	Ignitor Only - No Base Plate, Fits All 12VDC Models, Custom Coils P/N 5049/6340	1.1	\$206.26

24VDC

5218501U	Igniter Assembly, Fits Beckett ADC - 24V Models	2.12	\$250.05
-----------------	---	------	----------

120VAC

HTCP 51771U	Igniter Assembly, Fits Beckett AFG-120VAC & PRO201 Models	1.85	\$96.13
51824U	Igniter Assembly, Fits Beckett SM/SF-120VAC & PRO402 Models	1.96	\$96.13
51825U	Igniter Assembly, Fits Wayne MSR-120VAC Models	1.95	\$102.77
HTCP 51827U	Igniter Assembly, Fits Wayne E-120VAC Models, Replaces 23101-E	1.85	\$102.77

51838U	Igniter Only - No Base Plate, Fits All 120VAC Models	.77	\$82.86
---------------	--	-----	---------

240VAC

5199701U	Igniter Assembly, Fits Beckett A Housing-240VAC & PRO301 Models	1.62	\$152.81
HTCP 5199702U	Igniter Assembly, Fits Beckett S Housing-240VAC Models	1.96	\$155.85
5199707U	Igniter Assembly, Fits Wayne M-240VAC Models	1.95	\$159.44
5199708U	Igniter Assembly, Fits Wayne E-240VAC Models, Replaces 23103-E	1.85	\$170.07
5199706U	Igniter Only - No Base Plate, Fits All 240VAC Models	.77	\$130.06

ELECTRODES / TUNE-UP KIT

PART #	DESCRIPTION	WT	LIST
--------	-------------	----	------


5780	Electrode Assembly Kit, Fits All PRO Spec Burners	.39	\$25.19
578730*	Beckett Tune Up Kit, Fits All A & S Housing Models	.64	\$45.90
HTCP BM159	Electrode Tab, Beckett 31706	.01	\$2.93
HTCP BM161	Electrode Kit (2 Included), Wayne# 13286	.2	\$21.03
HTCP BM156**	Wayne Tune Up Kit, Wayne# 31156	.6	\$82.25

*Includes 2 sets of Electrodes, 2 Couplings, T650 Gauge, & 1 Copper Fuel Line

**Wayne EH, EHASR, EG1, ER, ERA, HRS, M, MH, MSR, OE & OEA Models



5780




578730



BM156

BURNER PARTS



2999AU



2383AU

BLOWER WHEELS

PART #	DESCRIPTION	DIMENSIONS	HUB SIZE	WT	LIST
2999AU	Blower Wheel, Fits Beckett AFG/ADC, PRO101, PRO201, & PRO301 Models	4-1/4" OD x 2-7/16"W	1/2" or 5/16"	.82	\$28.44
2383AU	Blower Wheel, Fits Beckett SM/SDC, PRO402, & PRO501 Models	6-1/4" OD x 3-7/16"W	1/2" or 5/16"	1.19	\$40.21



2900U

AC BURNER MOTORS

PART #	DESCRIPTION	WT	LIST
21805U	Burner Motor, Fits Beckett AF/AFG & PRO201 Models, 1/7 HP / 120V / 60HZ / 1.7A / 3450RPM / 48M	.78	\$131.76
22825U*	Burner Motor, Fits Beckett AFG & PRO301 Models, 1/7 HP / 220-240V / 50-60HZ Split Capacitor	5.5	\$227.22
2900U	Burner Motor, Fits Beckett SM & PRO402 Models, 1/5 HP / 120V / 60HZ / 3.2A / 3450RPM / 48N	10.54	\$224.10

* Replaces 21174U-60HZ & 2493U-50HZ Motors



52145U

DC BURNER MOTOR KITS


PART #	DESCRIPTION	WT	LIST
HTCP 52145U	Burner Motor Kit, Fits ADC & PRO101 Models, Includes: 22243 Motor, 2999 Blower Wheel, & 2140501 Coupling	5.5	\$198.31
52146U	Burner Motor Kit, Fits SDC & PRO501 Models, Includes: 22244 Motor, 2383 Blower Wheel, & 2154101 Coupling	12.25	\$373.48



F-12

BURNER HEADS

PART #	DESCRIPTION	WT	LIST
F-6	Burner Head, .85-1.65 GPH Firing Range	.15	\$15.46
F-12	Burner Head, 1.10-2.00 GPH Firing Range	.19	\$15.56
F-22	Burner Head, 1.65-2.50 GPH Firing Range	.21	\$15.56
F-310	Burner Head, 2.50-3.00 GPH Firing Range	.25	\$33.77




2140501U

FLEX COUPLINGS

PART #	DESCRIPTION	WT	LIST
2140501U	Coupling, Beckett, Fits All A-Housing Burners	.13	\$11.37
2154101U	Coupling, Beckett, Fits All S-Housing Burners	.13	\$12.88

514-494-5000 / 1-877-494-5001
 DON'T SEE THE EXACT BURNER PART THAT YOU NEED, CALL US TODAY.
 Le prix est à titre indicatif / The price is as an indicator only (CONTACTEZ-NOUS / CONTACT US)

BURNER PARTS



31802

3380



LKE05351




PLS-03740-002-1



PCA750-6

PCA750-7



PCA750-26

PCA750-27

GASKETS

PART #	DESCRIPTION	WT	LIST
31653	Gasket, Universal Flange	.03	\$4.93
31802	Gasket, Fits All Beckett PRO Spec Burners	.03	\$3.59
3380	Gasket, Housing To Air Tube, Beckett	.01	\$2.65
HTCP BM030	ADC Burner Gasket, Beckett 31332	.03	\$6.29
HTCP BM017	4" Burner Gasket, Wayne 14344	.01	\$7.51

INSULATION

PART #	DESCRIPTION	WT	LIST
LKE05351	Cerwool Insulation 4#, 24" x 300", 50 Square Foot Box	22	\$118.49
PLS-03740-003-1	Insulation Chamber, Fits Hot Shot Vertical 2-3 GPM Models w/ PCA750-10 Coil	8.1	\$149.30
PLS-03740-002-1	Insulation Chamber, Fits Hot Shot Vertical 3.5-4.5 GPM Models w/ PCA750-4 Coil	10.1	\$170.59
PLS-03740-004-1	Insulation Chamber, Fits Hot Shot Vertical 5-6 GPM Models w/ PCA750-12 Coil	12.0	\$232.83

HOT SHOT VERTICAL STAINLESS STEEL COIL WRAPS


PART #	DESCRIPTION	WT	LIST
PCA750-6	SS Coil Wrap, Fits Hot Shot Vertical 2-3 GPM Models	11.5	\$223.05
PCA750-7	SS Coil Wrap, Fits Hot Shot Vertical 3.5-4.5 GPM Models	14.55	\$197.96
PCA750-13	SS Coil Wrap, Fits Hot Shot Vertical 5-6 GPM Models	17.6	\$343.84

HOT SHOT VERTICAL COIL TANK INSERTS

PART #	DESCRIPTION	WT	LIST
PCA750-26	Insert, Small, Fits All Hot Shot Vertical Models	.05	\$3.49
PCA750-27	Insert, Large, Fits All Hot Shot Vertical Models	.05	\$4.00

NOTE: One Of Each Insert Is Required Per Coil/Tank Assembly

BURNER PARTS




P7020-F



PCA750-4



PP4425-80/CS



ESK016



R/S700-505



HWY7402S0061



FIG-R632-BCF



136108

HOT SHOT VERTICAL EXHAUST CAP

PART #	DESCRIPTION	WT	LIST
P7020-F	Exhaust Cap, Fits All Hot Shot Vertical Models	4.9	\$126.39

PRESSURE-PRO REPLACEMENT COILS

PART #	DESCRIPTION	WT	LIST
4425	Coil Only, 126' Sch. 80, Fits Pro-Superskids w/ PP16HZ Coil / Tank Assembly	172	\$1,088.12
4425-80	Coil Only, 14.5" x 27", 126' Sch. 80, Fits Pro-Superskid & Horiz. Hot Boxes w/ PP4425-80/CS Coil/Tank Assy.	137	\$1,067.53
4425-160	Coil Only, 14.5" x 27", 126' Sch. 160, Fits Pro-Superskid HP Models w/ PP4425-160/CS Coil/Tank Assy.	156	\$2,606.48
PCA750-10	Coil Only, Fits Hot Shot Vertical 2-3 GPM Models	47.1	\$638.01
PCA750-4	Coil Only, Fits Hot Shot Vertical 4-5 GPM Models	68.7	\$744.35
PCA750-12	Coil Only, Fits Hot Shot Vertical 5-6 GPM Models	110.1	\$1,084.63

HORIZONTAL COIL / TANK ASSEMBLIES

PART #	DESCRIPTION	WT	LIST
PP4425-80/CS	Coil & Tank Assembly 16" Clam Shell Design, 4200 PSI, 126' Sch. 80, Fits Pro Superskid & Horiz. Hot Box Models (Burner Not Included)	181	\$1,702.23
PP4425-160/CS	Coil & Tank Assembly 16" Clam Shell Design, 5000 PSI, 126' Sch. 160, Fits Pro Superskid HP Models (Burner Not Included)	200	\$3,523.06
ESK016	Exhaust Stack Kit for PP4425 16" Coil/Tanks, Includes 6 S.S. Rivets	1.4	\$72.72

LP/NG ACCESSORIES

PART #	DESCRIPTION	WT	LIST
R/S700-505	Gas Valve NG/LP, Robert Shaw, 3/4"F x 3/4"F, Millivolt	2.08	\$471.59
FIG-R632-BCF	Regulator, Twin Stage	2.9	\$218.81
HWY7402S0061	Ignitor, Piezo, LP	.08	\$54.90
1950-001	Thermo-Pile, Millivolt Generator	1.0	\$124.02

GALVANIZED VERTICAL DRAFT DIVERTERS


PART #	DESCRIPTION	WT	LIST
136108	Draft Diverter, 8"	7.6	\$171.97
146110	Draft Diverter, 10"	11.3	\$297.32
146112	Draft Diverter, 12"	15.0	\$356.01

514-494-5000 / 1-877-494-5001

Le prix est à titre indicatif / The price is as an indicator only (CONTACTEZ-NOUS / CONTACT US)

Hydro Tek BURNER PARTS

HTCP



HYDRO TEK SPIRALAST™ REPLACEMENT HEATING COILS

Cold Rolled & Robotically Fused

PART #	DESCRIPTION	WT	LIST
BC144	Coil, 4 Spiral 1/2" Schedule 80, 18.22" x 13.25", Fits HD, SM & Some SS Series	89	\$952.35
BC480	Coil, 4 Spiral 1/2" Schedule 80, 22.25" x 16.38", Fits SK, HX & Older HP, SC & SS Series	138	\$1,238.43
BC484	Coil, 4 Spiral 1/2" Schedule 80, 21.27" x 16.18", Fits HP, SC & Most SS Series	142	\$1,128.18
BC888	Coil, 8 Spiral 1/2" Schedule 80, Fits HN Series	180	\$1,322.74

HYDRO TEK COIL / TANK ASSEMBLIES



PART #	DESCRIPTION	WT	LIST
BC300	Coil & Tank Assembly, BC144 Coil, Insulation & SS Tank	179	\$1,626.33
BC225	Coil & Tank Assembly, BC480 Coil, Insulation & SS Tank	155	\$2,395.53
BC335	Coil & Tank Assembly, BC484 Coil, Insulation & SS Tank	221	\$2,133.27
BC445	Coil & Tank Assembly, BC788 Coil, Insulation & SS Tank	155	\$2,871.72
BC789	Coil & Tank Assembly, BC888 Coil, Insulation & SS Tank	266	\$2,439.14


NOTE: Refer To The HT Machine Parts breakdown or call Hydro Tek for assistance

HYDRO TEK HORIZONTAL COIL LIFTING TOOL

PART #	DESCRIPTION	WT	LIST
ASC07	Horizontal Coil Lifting Tool	22	\$220.49



ASC07



BN053



BN054

HYDRO TEK INSULATION

PART #	DESCRIPTION	WT	LIST
BN053	Fiberfrax Insulation 8#, 24" x 25' x 1/2", 50 square ft	18	\$205.12
BN049	Rigid Insulation Disc 14.33" x 1", 16#	1.3	\$45.42
BN054	18" Rigid Insulation Disc w/ 4" Hole, Top Hat	3.7	\$42.49
BN055	18" x 1.5" Soft (Blanket) Insulation Disc	2	\$43.95
BN109	18" x 1.5" Rigid Insulation Disc, Exhaust Side	3.3	\$36.62

HYDRO TEK LP/NG PARTS

PART #	DESCRIPTION	WT	LIST
BGV07	Gas Valve, NG, Honeywell, 3/4"F x 3/4"F, 24 VAC	1.6	\$256.91
BGV08	Gas Valve, LP, Honeywell, 3/4"F x 3/4"F, 24 VAC	1.6	\$19.07
BGP10	Pilot Assembly, NG	.1	\$60.20
BGV09	Pilot Assembly, LP	.1	\$14.22
BGG15	Ignition Module, 90 Second Lockout, 24 VAC	.4	\$258.31
BGT10	Stepdown Transformer, 110/208/230VAC to 24 VAC, 40VA	1.5	\$32.01
BGW36	Ignition Wire 52"	.2	\$30.04



BGG15



BGV07



BGP10

514-494-5000 / 1-877-494-5001
Le prix est à titre indicatif / The price is as an indicator only (CONTACTEZ-NOUS / CONTACT US)

ELECTRICAL COMPONENTS



C-100753

HIGH LIMIT SWITCH - FIXED THERMOSTAT

PART #	DESCRIPTION	MPT	TEMP	WT	LIST
C-100753	High Limit Switch (Fixed Thermostat)	1/2"	230° F / 110° C	.49	\$45.23

LEAD: 36"



PANEL MOUNTED ADJUSTABLE THERMOSTATS



100438

PART #	DESCRIPTION	PSI	TEMP	WT	LIST
100438	Panel Mounted (Adjustable Thermostat)	4000	86°-194° F	.42	\$63.77
100538	Panel Mounted (Adjustable Thermostat)	4000	86°-250° F	.40	\$63.77
100439	Panel Mounted (Adjustable Thermostat)	4000	86°-320° F	.41	\$63.77

NOTE: 16(4)A - 380V Electric Rating / Panel Mounted Dual Scale Dial / 60" Stainless Steel Insulated Capillary, Copper Immersion Bulb



ECH50

HTCP ECH50	HT Panel Mounted Adjustable Thermostat	4000	86°-250°F	.4	\$61.54
HTCP ECH55	HT Panel Mounted Adjustable Thermostat	4000	95°-194°F	.4	\$59.09
HTCP ECH70	Rubberized Control Knob, Fits 1/4" Shafts ECH50, ECH55 & VVC10			.03	\$11.71

NOTE: 16(4)A - 380V Electric Rating / 72" Stainless Steel Insulated Capillary, Copper Immersion Bulb



ECH70

INLINE ADJUSTABLE THERMOSTAT

PART #	DESCRIPTION	TEMP	IN/OUT	WT	LIST
430025	Inline (Adjustable Thermostat)	60°-230° F	1/2" FPT	.69	\$167.62

NOTE: 100V / 25A, Positive Inline Bimetal Control, 1/4" Spade Terminal Connectors



430025



RD-6500

RUPTURE/BURST DISKS

PART #	DESCRIPTION	PSI	TEMP	INLET	WT	LIST
RD-6500	Rupture Disk	6500	250° F	1/2" NPT-M	.25	\$78.99
HTCP UPB80*	Burst Disk, Requires UPB05 Adapter	8000	N/A	N/A	.05	\$21.34
HTCP UPB05*	Disk Adapter, Fits UPB80	N/A	N/A	3/8" MPT	.25	\$36.62
HTCP UPB85*	Burst Disk Assembly, UPB80 & UPB05	N/A	N/A	N/A	.30	\$69.70

NOTE: *13/16" Thin Walled Socket Required To Change Disk, Torque Spec 32-42 ft/lbs

UPB80



UPB05

PANEL MOUNTED DIGITAL HOUR METERS

PART #	DESCRIPTION	WT	LIST
HTCP EM312	Digital Hour Meter, 12VDC	.05	\$64.01
HTCP EM313	Digital Hour Meter, 110/220VAC	.05	\$64.01

NOTE: Solid state electronics, Quartz Crystal



EM312

ELECTRICAL COMPONENTS



100975

TMT INLINE FLOW SWITCHES

PART #	DESCRIPTION	GPM	PSI	IN/OUT	WT	LIST
100879	TMT Reedless, Brass, Pilot Assist	10.0	4000	3/8"NPT-F	1.45	\$264.23
100975	TMT Reedless, Brass	12.0	5000	3/8"NPT-F	1.02	\$96.69
100931	TMT Reedless, Stainless Steel	12.0	5800	3/8"NPT-F	.98	\$159.33

NOTE: 5A Microswitch, 1.0GPM Minimum Flow, 48" Lead / TEMP: 180°F

PILOT ASSIST FLOW SWITCH WITH REED

PART #	DESCRIPTION	GPM	PSI	IN/OUT	WT	LIST
100329	Flowswitch, Pilot Assist	.75-16.0	5000	3/8"NPT-F	2.3	\$395.83

NOTE: 3A, 250V, 96" Cord, 5A Max / TEMP: 165°F



100329



YFL7SWITCH

INLINE FLOW SWITCH WITH REED

PART #	DESCRIPTION	GPM	PSI	IN/OUT	WT	LIST
YFL7SWITCH	Flow Switch, Inline	8.0	5100	3/8"BSP-F	.97	\$129.50


NOTE: 1A, 250V, 48" Cord, Flow Through Design / TEMP: 175°F

"LOW FLOW" FLOW SWITCHES & ADAPTERS

PART #	DESCRIPTION	GPM	PSI	IN/OUT	WT	LIST
HTCP VS050	Flow Switch, Low Flow, Inline	.1-3.0	30-200	*	.15	\$123.12
HTCP VS052	Flow Switch, Low Flow, 90°	.1-3.0	30-200	*	.15	\$127.92

NOTE: *Adapter Required At Each End, See Below 194°F Max, .5A-300VAC, .7A-350VDC Max

HTCP VS051	Adapter, 3/8" FPT, Fits VS050 & VS052				.02	\$10.99
HTCP VS053	Adapter, 1/2" Barb, Fits VS050 & VS052				.02	\$13.64



VS050



VS052



VS053

VS051

SUTTNER



200 005 500


VERTICAL MOUNT INLINE FLOW SWITCH WITH REED

PART #	DESCRIPTION	GPM	PSI	IN/OUT	WT	LIST
HTCP 200 005 500	Flow Switch, Inline, ST-5	8.0	4000	3/8"NPT-F	.98	\$87.96

NOTE: 3A, 250V, 100 Watts Max, 47" Cord, 1.0 GPM Minimum Flow, 75 PSI Minimum / TEMP: 176°F

HORIZONTAL OR VERTICAL MOUNT BRASS FLOW SWITCH W/ REED

PART #	DESCRIPTION	GPM	PSI	IN/OUT	WT	LIST
HTCP 200 006 540	Flow Switch, Brass, ST-6	8.0	4500	3/8"NPT-M	.80	\$91.43
HTCP 200 005 431	Replacement Reed Switch, Fits ST-5 & ST-6				.14	\$47.87



200 006 540

NOTE: 3A, 250V, 120 Watts Max, 47" Cord, 1.0 GPM Minimum Flow, 75 PSI Minimum / TEMP: 176°F

ELECTRICAL COMPONENTS



PS6038

AL693


AR PRESSURE SWITCHES

PART #	DESCRIPTION	PSI*	PSI**	TEMP	INLET	WT	LIST
AL693	Pressure Switch, PS2, 250V/15A	363	3650	190° F	3/8" MPT	.37	\$43.33
PS6038	Pressure Switch, PS6, 250V/16A	363	4060	167° F	3/8" MPT	.41	\$41.04

CORD: 45" / PSI* = Switching PSI / PSI** = Max PSI



GP PRESSURE SWITCHES



YPRESSWITCH1535

PART #	DESCRIPTION	PSI*	PSI**	INLET	WT	LIST
HTCP YPRESSWITCH	Pressure Switch, PA, 250V/15A	580	3600	1/4"NPT-M	.50	\$62.88
YPRESSWITCH1535	Pressure Switch, PA, 250V/15A	360	3600	3/8"BSP-M	.44	\$60.29
YPRESSWITCH1521	Pressure Switch, PA, 250V/15A	215	3600	1/4"NPT-M	.50	\$58.06
YPRESSWITCHHP	Pressure Switch, PA, 250V/15A	650	5800	3/8"BSP-M	.48	\$185.08

CORD: 45" / PSI* = Switching PSI / PSI** = Max PSI / TEMP: 195°F




MVVS2.5



MECLINE VACUUM SWITCHES

PART #	DESCRIPTION	WT	LIST
MVVS1.5	Vacuum Switch, 1.5 HG	1.22	\$53.40
MVVS2.5	Vacuum Switch, 2.5 HG	1.22	\$53.40
MVVS4.5	Vacuum Switch, 4.5 HG	1.22	\$53.40

NOTE: 16A Max Current, NO Switch, 1/4" NPT-F Connection, 131° F Max Fluid Temp



PW-3012

LOW VOLTAGE INHIBITOR

PART #	DESCRIPTION	WT	LIST
PW-3012	Low Voltage Inhibitor, #29721A	.22	\$88.47

12VDC BURNER RELAYS

PART #	DESCRIPTION	WT	LIST
HTCP ECC05	Burner Relay, 12VDC, 70 Amp	.1	\$17.59
HTCP ECC07	Constant Duty Relay, 12VDC, 120 Amp	.75	\$55.67



ECC05



ECC07



ECF10

PANEL MOUNTED CIRCUIT BREAKERS

PART #	DESCRIPTION	WT	LIST
HTCP ECF10	Circuit Breaker, 15 Amp, Panel Mount	.1	\$21.25
HTCP ECF15	Circuit Breaker, 20 Amp, Panel Mount	.1	\$21.25

BATTERY BOXES

PART #	DESCRIPTION	WT	LIST
9065-1	Battery Box, Large, Fits Group 24 Batteries	2.3	\$18.36
9082-1	Battery Box, Small, Fits Group U1 Batteries	1.25	\$18.17
HTCP HB101	Battery Box, w/Snap -On Lid, Large, Fits Group 24 Batteries	2.5	\$35.56



9082-1

514-494-5000 / 1-877-494-5001

Le prix est à titre indicatif / The price is as an indicator only (CONTACTEZ-NOUS / CONTACT US)

ELECTRICAL COMPONENTS



116582



108885



EK204-73



33-103233-CSK



F04-00700



EC405



293220

SWITCHES - Cam, Toggle, Rocker & Push Button

PART #	DESCRIPTION	WT	LIST
--------	-------------	----	------

Cam Switches - 3 Position OFF/PUMP/BURNER

116582*	Cam Switch, 40A-600V Max, 1.5 - 7.5HP, 3 Positions Off/Pump/Burner	.60	\$151.98
----------------	--	-----	----------

*Includes Knob, Legend & Mounting Plates, Stem, & Hardware

Cam Switches - 2 Position ON/OFF

104420	Cam Switch w/ Knob 22mm, 10A-600V Max, Req. 104565 Legend Plate	.2	\$54.57
104565	On/Off Legend Plate, Fits 104420	.02	\$4.04
145198	Cam Switch Only, 32A-600V Max, Requires 145293 Knob w/Plate	.34	\$138.83
145358	Cam Switch Only, 60A-600V Max, Requires 145293 Knob w/ Legend Plate	.70	\$189.12
145293	Knob w/ On/Off Legend Plate, Fits 145198 & 145358	.04	\$37.52

Cam Switch / Enclosure Assemblies

108885	Cam Switch, 40A-600V Max, 1-Phase, 2 Positions On/Off w/ 5.9" H x 4.3" W x 3.9" D Enclosure	.88	\$308.15
108889	Cam Switch, 40A-600V Max 3-Phase, 2 Positions On/Off w/ 4.7" H x 3.7" W x 3.1" D Enclosure	1.1	\$444.65

Toggle Switches

EK204-73	Toggle Switch, 10A@250VAC/20A@125VAC	.12	\$24.45
C1131/35-20 BLACK	Rubber Boot, Black w/ Nut, Fits EK204-73	.03	\$5.13
Y01	Legend Plate, Fits EK204-73	.03	\$0.36
73240	Toggle Switch, 50A@12VDC, Nut & Legend Plate Included	.10	\$12.72

Inline Rocker Switch-On/Off

33-103233-CSK	Rocker Switch, Inline, 6A@250VAC/10A@125VAC, 96" Cord w/ Terminal Clamps - Fits PROCHEM Sprayers	.32	\$20.89
----------------------	--	-----	---------

Lighted Rocker Switches w/ Red Lens

F04-00700	Lighted Rocker Switch, 10A@250VAC/15A@125VAC	.06	\$17.89
F04-00701	Lighted Rocker Switch, 20A@12VDC	.06	\$22.79
EC406	Lighted Rocker Switch, 24v Red Lens	.06	\$23.44
EC410	Lighted Rocker Switch, 110v Red Lens	.06	\$23.44
EC420	Lighted Rocker Switch, 230v Red Lens	.06	\$23.44

Lighted Rocker Switches w/ Clear Lens

EC405	Lighted Rocker Switch, 24v Clear Lens	.06	\$29.44
EC411	Lighted Rocker Switch, 110v Clear Lens	.06	\$23.44
EC421	Lighted Rocker Switch, 230v Clear Lens	.06	\$23.44

Push Button Switch

104309	Push Button Switch, Dual Start/Stop, Fits All ACI Standard Starters	.10	\$61.93
104284	Rubber Boot, Fits 104309	.01	\$15.01
104446	Reset Switch, Fits All ACI Magnetic Motor Starters	.20	\$30.01

NEMA 4X ENCLOSURES - NON METALLIC

PART #	DESCRIPTION	WT	LIST
--------	-------------	----	------

140697	Enclosure, 5"H x 4"W x 3.5"D, Fits 116582 Cam Switch	.50	\$84.44
293220	Enclosure, 4.4" H x 4.4" W x 2.6" D, Fits 145198 Cam Switch	.34	\$36.65
293760	Enclosure, 5.9" H x 5.9" W x 3.94" D, Fits 111891 Cam Switch	.73	\$84.44
293241	Enclosure, 8.7" H x 5.9" W x 5.9" D, Fits All ACI Mag Starters Except 125431, 125435 & 123984	1.14	\$131.33
293251	Enclosure, 11.8" H x 8.7" W x 5.9" D, Fits 125431, 125435 & 123984 ACI Mag Starters	2.1	\$221.38

ELECTRICAL COMPONENTS



137095-B00



138223-B00



137231-B00



121328

MAGNETIC STARTER ASSEMBLIES

PART #	DESCRIPTION	HP	PHASE	VOLT	WT	LIST
5HP						
137095-B00	Magnetic Starter	5	1	230	3.07	\$448.61
121322*	Magnetic Starter	5	1	230	2.93	\$536.34
137211-B00	Magnetic Starter	5	3	230	3.09	\$629.29
121325*	Magnetic Starter	5	3	230	2.95	\$616.41
137202-B00	Magnetic Starter	5	3	460	3.07	\$647.03
125431**	Magnetic Starter	5	3	460	2.93	\$1,294.17
7.5HP						
137097-B00	Magnetic Starter	7.5	1	230	3.59	\$656.75
121323*	Magnetic Starter	7.5	1	230	3.43	\$729.15
137216-B00	Magnetic Starter	7.5	3	230	3.15	\$645.21
121326*	Magnetic Starter	7.5	3	230	3.01	\$587.73
137207-B00	Magnetic Starter	7.5	3	460	3.11	\$647.03
125432**	Magnetic Starter	7.5	3	460	2.97	\$1,294.17
10HP						
138223-B00	Magnetic Starter	10	1	230	4.49	\$731.35
121324*	Magnetic Starter	10	1	230	4.35	\$865.07
137221-B00	Magnetic Starter	10	3	230	3.24	\$668.00
121327*	Magnetic Starter	10	3	230	3.10	\$770.53
137212-B00	Magnetic Starter	10	3	460	3.12	\$647.03
125433**	Magnetic Starter	10	3	460	2.98	\$1,294.17
15HP						
137231-B00	Magnetic Starter	15	3	230	4.73	\$783.37
121328*	Magnetic Starter	15	3	230	4.52	\$914.36
137217-B00	Magnetic Starter	15	3	460	3.35	\$659.62
125434**	Magnetic Starter	15	3	460	3.21	\$1,343.11
20HP						
131037-B00	Magnetic Starter	20	3	230	7.63	\$1,448.32
123984*	Magnetic Starter	20	3	230	7.42	\$1,073.79
137222-B00	Magnetic Starter	20	3	460	3.30	\$668.00
125435**	Magnetic Starter	20	3	460	3.16	\$1,391.38

*Includes Auto Start/Stop & Provisional Terminals

**Includes Auto Start/Stop with Step Down Transformer & Provisional Terminals

NOTE: Complete with Contactor, Overload, On/Off Switches, Installed in Poly Enclosure

NOTE: Auto Start/Stop Boxes are used in combination with a Flow Switch or a Pressure Switch and DO NOT have a Built-In Switch

Nilfisk HPW

HYDRO TEK

2353 Almond Avenue
Redlands, CA 92374
www.hydrotek.us
1-909-799-9222



Pressure-Pro

7300 Commercial Circle
Fort Pierce, FL 34951
www.pressure-pro.com
1-772-461-4486


514-494-5000 / 1-877-494-5001

Le prix est à titre indicatif / The price is as an indicator only (CONTACTEZ-NOUS / CONTACT US)


ELECTRICAL COMPONENTS

CONTACTORS

PART #	DESCRIPTION	WT	LIST
135320	Contacteur SK Series 5 hp -1 Phase, 7.5 hp -3 Phase, 230 V, Fits 121322, 121326, 137095-B00 & 137216B00	.7	\$201.23
135305	Contacteur SK Series 5 hp 3 Phase 230 V, Fits 121325 & 137211-B00	.7	\$202.91
135304	Contacteur S Series 5-10 hp 3 Phase 460 V w/115 V Coil, Fits 125431, 125432 & 125433	.7	\$202.91
135306	Contacteur SK Series 5-10 hp 3 Phase 460 V, Fits 137202-B00, 137207-B00 & 137212-B00	.7	\$181.84
135335	Contacteur SK Series 7.5-10 hp 1-3 Phase 230 V, Fits 121327, 137097-B00 & 137221-B00	.9	\$276.81
135345	Contacteur SK Series 5 hp 1 Phase 230 V, Fits 121323	.9	\$319.22
135355	Contacteur S Series 10-20 hp 3 Phase 230 V, Fits 121324, 121328, 123984, 138223-B00 & 137231-B00	1.8	\$414.20
135319	Contacteur SK Series 15 hp 3 Phase 460 V w/120 V Coil, Fit 125434	.7	\$209.79
135321	Contacteur SK Series 15 hp 3 Phase 460 V, Fit 137217-B00	.7	\$208.12
134827	Contacteur CK Series 20 hp 3 Phase 230 V, Fits 131037-B00	3.0	\$585.92
135334	Contacteur SK Series 20 hp 3 Phase 460 V w/120 V Coil, Fits 125435	.9	\$276.81
135336	Contacteur SK Series 20 hp 3 Phase 460 V, Fits 137222-B00	.9	\$276.81



135334



135873

OVERLOAD RELAYS

PART #	DESCRIPTION	WT	LIST
135852	Overload, 24.5-30A 5 HP 1 Phase 230 V, Fits 121322 & 137095-B00	.3	\$139.43
135869	Overload, 11.3-16A 5-10 HP 3 Phase 230 V /460 V, Fits 121325, 125433, 137211-B00 & 137212-B00	.3	\$151.55
135866	Overload, 5.5-7.5A 5 HP 3 Phase 460 V, Fits 125431 & 137202-B00	.3	\$151.55
135888	Overload, 35-47A 7.5 HP 1Phase 230 V, Fits 121323 & 137097-B00	.7	\$220.24
135872	Overload, 21-25A 7.5 HP 3 Phase 230 V, Fits 121326 & 137216-B00	.3	\$151.55
135868	Overload, 9-12.5A 7.5 HP 3 Phase 460 V, Fits 125432 & 137207-B00	.3	\$151.55
135897	Overload, 45-60A 10 HP 1 Phase 230 V, Fits 121324 & 138223-B00	.7	\$220.24
135873	Overload, 24.5-30 A 10-20 HP 3 Phase 230 V /460 V, Fits 121327, 125435, 137221-B00 & 137222-B00	.3	\$151.55
135900	Overload, 35-47A 15 HP 3 Phase 230 V, Fits 121328 & 137231-B00	.7	\$240.44
135871	Overload, 17-21.5A 15 HP 3 Phase 460 V, Fits 125434 & 137217-B00	.3	\$151.55
135901	Overload, 45-60A 20 HP 3 Phase 230 V, Fits 123984	.7	\$218.90
135909	Overload, 45-60A 20 HP 3 Phase 230 V, Fits 131037-B00	.9	\$240.44

HYDRO TEK ELECTRICAL COMPONENTS

PART #	DESCRIPTION	WT	LIST
Contactors			
ECC12	Contacteur W/ 110V Coil, 1PH/40A	.7	\$46.88
ECC20	Contacteur W/ 220V Coil, 1PH/30A	1.0	\$186.36
ECC21	Contacteur W/ 220V Coil, 1PH/40A	1.1	\$68.28
Time Delays			
ECD20	Time Delay W/ 60 Second Timer, 220VAC	.2	\$80.58
ECD22	Time Delay W/ Adj. 3-60 Sec. Timer, 230VAC	.2	\$97.19
ECD24	Time Delay W/ Adj. 5-300 Sec. Timer, 24VAC	.2	\$73.26
Motor Starter			
EA103	Motor Starter W/Overload, 230V/3PH/40-52A	1.7	\$291.61



ECC12



ECC20



ECD20



ECD24



EA103

ELECTRICAL COMPONENTS



566-DC2



LPCG757



8465

WIRE CONNECTORS / CORD GRIPS

PART #	DESCRIPTION	WT	LIST
566-DC2	Romax Connector, 3/8"	.04	\$1.38
LPCG50	Cord Grip 1/2", For 12 Gauge Wire, Requires 8463 Nut	.04	\$5.58
8463	1/2" Nut For Cord Grip, Fits LPCG50	.01	\$0.60
LPCG757	Cord Grip 3/4", For 10 Gauge Wire, Requires 8465 Nut	.07	\$7.54
8465	3/4" Nut For Cord Grip, Fits LPCG757	.01	\$0.91
CG100875	Cord Grip 1", For 6 Gauge Wire, Requires LN-100 Lock Nut	.32	\$19.16
LN-100	Lock Nut 1", Fits CG100875 1" Cord Grip	.07	\$0.75



APPLCORDFLAT

POWERCORD WITH PLUG

PART #	DESCRIPTION	WT	LIST
APPLCORDFLAT	Power Cord w/ Flat Plug, 6', 1875 Watt, 15 Amp, 125 Volt	.59	\$17.74



25080-116

14880-4K136BAB8T-104

GROUND FAULT CIRCUIT INTERRUPTERS

PART #	DESCRIPTION	VOLTS	AMPS	WT	LIST
14880-R-T-C	GFCI, User Attachable Plug	120	15	.34	\$61.02
14880-4K136BAB8T-104	GFCI, Right Angle w/ 35' cord	120	15	3.28	\$81.08
25080-116	GFCI, In-Line w/ 35' Cord	120	20	3.55	\$112.57
HTCP EP120	GFCI, In-Line w/ 35' Cord	120	20	3.6	\$183.14
25090-2K136BBB5T-036	GFCI, In-Line w/ 35' Cord	240	15	4.98	\$140.29
44720-0R135BRB8T-028	GFCI, In-Line w/ 35' Cord	240	30	10.09	\$309.00
HTCP EP125	GFCI, In-Line w/ 35' Cord	240	30	10.1	\$329.67
23250-003-012	GFCI, In-Line w/ 35' Cord	240	40	26.46	\$855.91



6/4/SE00W

BULK POWERCORD WIRE - PER FOOT

PART #	DESCRIPTION	GAUGE	WIRE	TYPE	LIST
14/4/SJ	Power Cord	14	4	SJ	\$3.72
12/3/SJ	Power Cord	12	3	SJ	\$4.35
10/3/SO	Power Cord	10	3	SO	\$7.41
10/4/SO	Power Cord	10	4	SO	\$7.20
6/4/SE00W	Power Cord	6	4	SO	\$25.30

ELECTRIC MOTORS




EM3613T



EM3711T



K615



K618

TOTALLY ENCLOSED FAN COOLED ELECTRIC MOTORS

PART #	HP	RPM	PHASE	NEMA FRAME	VOLTAGE	FULL LOAD AMPS	WT	LIST
Baldor								
PCL3513M	1.5	3450	1	56C	115/230	6.6	39	\$789.33
CL3514M	1.5	1725	1	56C	115/230	6	51	\$978.72
PCL3515M	2	3450	1	56C	115/230	8.8	43	\$789.93
CM3555	2	3450	3	56C	208-230/460	2.9	33	\$1,326.21
PCL3519M	3	3450	1	56C	230	12.5	52	\$933.14
CL3619TM	3	1725	1	184TC	230	13.2	81	\$2,005.93
CEM3611T	3	1725	3	182TC	208-230/460	4.2	70	\$1,210.25
CL3608TM	5	3450	1	184TC	230	19.5	102	\$1,359.60
L3608TM	5	3450	1	184T	230	19.5	92	\$1,480.51
L3608T	5	3450	1	184T	230	19.4	93	\$1,318.40
EM3613T	5	3450	3	184T	230/460	5.9	74	\$1,478.05
CL3612TM	5	1725	1	184TC	230	23	101	\$1,690.71
CEM3615T	5	1725	3	184TC	208-230/460	6.7	93	\$1,266.36
L3709T	7.5	3450	1	213T	230	33	126	\$1,751.00
EM3616T	7.5	3450	3	184T	208-230/460	8.4	96	\$1,565.95
L3710T	7.5	1725	1	215T	230	29	116	\$2,718.88
CEM3710T	7.5	1725	3	213TC	208-230/460	9.4	130	\$2,137.25
L3711T	10	3450	1	215T	230	40	147	\$1,915.80
L3712T	10	1725	1	215T	230	38	158	\$2,440.86
EM3711T	10	3450	3	215T	208-230/460	11.8	118	\$1,948.15
EM3714T	10	1725	3	215T	208-230/460	12	165	\$2,069.40
EM3713T	15	3450	3	215T	208-230/460	17	169	\$2,605.10
EM4106T	20	3450	3	256T	230/460	23	259	\$3,381.12
Marathon								
K612	1.5	3600	1	56C	115/208-230	12.1/6.9/6	37	\$530.83
K615	2	3600	1	56HC	115/230	17.5/8.7	37	\$551.29
K319	2	1800	1	56HC	115/230	18.8/9.4	50	\$672.26
K618	3	3600	1	56C	230	11.8	51	\$826.62
I223A	5	3600	1	184T	208-230	22.0/19.8	98	\$1,348.04

NOTE: All motors listed come with a rigid base. / Use C Face for Direct Drive

ALL MOTORS OR GENERATORS REQUESTED TO SHIP UPS WILL RECEIVE FOAM PACKAGING TO ENSURE SAFE DELIVERY.

514-494-5000 / 1-877-494-5001
DON'T SEE THE EXACT ELECTRIC MOTOR THAT YOU NEED. CALL US TODAY.
 Le prix est à titre indicatif / The price is as an indicator only (CONTACTEZ-NOUS / CONTACT US)

ELECTRIC MOTORS / GENERATORS



PCL1322M



L1410T



184TBDR17031



215TBDW17029

OPEN DRIP PROOF ELECTRIC MOTORS

PART #	HP	RPM	PHASE	NEMA FRAME	VOLTAGE	FULL LOAD AMPS	WT	LIST
Baldor								
PCL1313M	1.5	3450	1	56C	115/230	6.6	38	\$637.19
PCL1319M	1.5	1725	1	56C	115/230	7	43	\$1,166.76
PCL1322M	2	1725	1	56C	115/230	9.2	48	\$864.96
PCL1326M	3	3450	1	56C	230	12.5	52	\$1,162.57
L1409T	5	3450	1	184T	230	23	79	\$1,418.31
L1410T	5	1725	1	184T	230	23	84	\$1,329.84
L1509T	7.5	3450	1	213T	230	30	98	\$2,191.06
L1510T	7.5	1725	1	215T	230	31	142	\$1,906.28
L1511T	10	3450	1	215T	230	46	144	\$2,763.36
L1512T	10	1725	1	215T	230	39	158	\$2,782.71
EM3313T	10	1725	3	215T	230/460	12.5	127	\$2,549.28
Marathon								
184TBDR17031	6	1800	1	184TC	208-230	28.5/25.5	85	\$1,575.78
215TBDW17031	7.5	1735	1	215TCZ	230	34	150	\$1,700.59
215TBDW17029	10	1800	1	215TCZ	230	44	151	\$2,086.54
NOTE: All motors listed come with a rigid base. / Use C Face for Direct Drive								
Century								
HTCP ME504	5	3450	1	Y56HCZ	208-230	22	45	\$886.42
HTCP ME606	6.5	3450	1	Y56CY	230	25.1	47	\$1,251.79



S15W-85



2FSM2PC-1


GENERATORS

PART #	DESCRIPTION	WT	LIST
S15W-85	Generator, 2500 Watts, Belt Drive	35.5	\$892.21
1663	Mounting Plate, Fits S15W-85	1.6	\$42.88
1664-F	Tensioner Bracket, Coated, Fits S15W-85	.18	\$6.36
2FSM2PC-1	Generator, Winco, 3600RPM, 2000 Watts, 16.7 Amps, 1/2HP	54.8	\$1,697.12
HTCP MB034*	Generator, 2900 Watts, Hydro Tek Belt Drive	40	\$994.32
HTCP MB023	Capacitor, Current, Fits MB034	.35	\$128.20
HTCP MB022	Capacitor, Volt Master 25MF, June 2012-Fall 2014	.35	\$123.07
HTCP MB025	Capacitor, Leroy Somers 16MFD, Pre May 2012	.65	\$74.72


*Top mounted control box, water resistant, 22mm shaft, 3600RPM

ALL MOTORS OR GENERATORS REQUESTED TO SHIP UPS WILL RECEIVE FOAM PACKAGING TO ENSURE SAFE DELIVERY.
 Le prix est à titre indicatif / The price is as an indicator only (CONTACTEZ-NOUS / CONTACT US)


GEAR REDUCERS/BUSHINGS



5038.C2



YGR1000P



AR1690

GEAR REDUCERS

PART#	RATIO	PUMP SHAFT	PUMP RPM	ENGINE SHAFT	WT	LIST
5062.C2	2.2:1	24mm	1450	3/4"	9.5	\$689.68
5038.C2	2.2:1	24mm	1450	1"	10	\$574.21
AR1690	2:1	24mm	1750	1"	9	\$533.39
YGR1000P	2.2:1	24mm	1450	1"	5.8	\$769.70
YGR1125P	2.2:1	24mm	1450	1-1/8"	5.8	\$769.70
8075*	2.55:1	16.5mm	1620	3/4"	5	\$870.90
8076*	2.04:1	20mm	1645	1"	6.4	\$1,291.98


*Models compatible with CAT Pumps only.




JA-1



SH-24MM



SDS-20MM



SK-24MM

QD BUSHINGS


PART #	DESCRIPTION	BORE	WT	LIST	PART #	DESCRIPTION	BORE	WT	LIST
JA-3/4	JA Style	3/4"	.40	\$10.83	SDS-7/8	SDS Style	7/8"	1.3	\$26.22
JA-1	JA Style	1"	.40	\$10.83	SDS 1 7/16	SDS Style	1-7/16"	1.3	\$51.21
JAX5/8	JA Style	5/8"	.40	\$10.83	SDS 1-5/8	SDS Style	1-5/8"	1.3	\$29.14
JAX7/8	JA Style	7/8"	.40	\$10.83	SDS 1 7/8	SDS Style	1-7/8"	1.3	\$28.24
JAX11/8	JA Style	1-1/8"	.40	\$10.83	SDS-20MM	SDS Style	20mm	1.3	\$16.79
JAX24MM	JA Style	24mm	.40	\$16.55	SDS-24MM	SDS Style	24mm	1.3	\$16.79
SH-3/4	SH Style	3/4"	.90	\$24.25	SD-1	SD Style	1"	1.6	\$33.85
SH-5/8	SH Style	5/8"	.90	\$20.69	SD-1 1/8	SD Style	1-1/8"	1.6	\$19.78
SH-1	SH Style	1"	.90	\$14.18	SDX1-1/2	SD Style	1-1/2"	1.6	\$35.50
SH-20MM	SH Style	20mm	.90	\$24.05	SK-20MM	SK Style	20mm	2.7	\$37.24
SH-24MM	SH Style	24mm	.90	\$14.18	SK-24MM	SK Style	24mm	2.7	\$26.66
SHX-7/8	SH Style	7/8"	.90	\$15.64	SK-30MM	SK Style	30mm	2.7	\$41.19
SHX1-1/8	SH Style	1-1/8"	.90	\$14.18	SKX1	SK Style	1"	2.7	\$29.62
SHX1-3/8	SH Style	1-3/8"	.90	\$14.18	SKX28MM	SK Style	25mm	2.7	\$40.69

DON'T SEE THE EXACT BUSHING THAT YOU NEED, CALL US TODAY.

514-494-5000 / 1-877-494-5001

Le prix est à titre indicatif / The price is as an indicator only (CONTACTEZ-NOUS / CONTACT US)

PULLEYS




103V3.65



2-3V3.00



3-3V8.00



4-3V4.12

PULLEYS

PART #	DESCRIPTION	GROOVE	OUTSIDE DIA	WT	LIST
3V, 1 Groove					
1-3V2.50	Pulley, JA Style Bushing	1	2.50"	.92	\$12.96
1-3V2.65	Pulley, JA Style Bushing	1	2.65"	.70	\$9.17
1-3V2.80	Pulley, JA Style Bushing	1	2.80"	.70	\$39.22
1-3V3.00	Pulley, JA Style Bushing	1	3.0"	.70	\$39.81
1-3V3.15	Pulley, JA Style Bushing	1	3.15"	.70	\$13.39
1-3V3.35	Pulley, JA Style Bushing	1	3.35"	1.10	\$44.63
1-3V3.65	Pulley, SH Style Bushing	1	3.65"	1.30	\$34.88
3V, 2 Groove					
2-3V2.50	Pulley, JA Style Bushing	2	2.5"	1.10	\$54.03
2-3V2.65	Pulley, JA Style Bushing	2	2.65"	.80	\$14.57
2-3V3.00	Pulley, JA Style Bushing	2	3.0"	1.20	\$19.31
2-3V3.15	Pulley, JA Style Bushing	2	3.15"	1.40	\$60.43
2-3V6.00	Pulley, SH Style Bushing	2	6.0"	5.00	\$41.36
2-3V6.90	Pulley, SDS Style Bushing	2	6.9"	6.40	\$93.45
2-3V8.00	Pulley, SDS Style Bushing	2	8.0"	6.60	\$121.73
3V, 3 Groove					
3-3V2.65	Pulley, JA Style Bushing	3	2.65"	1.10	\$16.79
3-3V2.80	Pulley, JA Style Bushing	3	2.8"	1.30	\$29.62
3-3V3.00	Pulley, SH Style Bushing	3	3.0"	1.60	\$20.54
3-3V3.15	Pulley, SH Style Bushing	3	3.15"	2.00	\$53.40
3-3V3.35	Pulley, SH Style Bushing	3	3.35"	1.80	\$32.59
3-3V3.65	Pulley, SH Style Bushing	3	3.65"	2.40	\$69.00
3-3V4.12	Pulley, SH Style Bushing	3	4.12"	2.70	\$37.72
3-3V6.00	Pulley, SDS Style Bushing	3	6.0"	6.20	\$55.50
3-3V6.90	Pulley, SDS Style Bushing	3	6.9"	7.50	\$66.31
3-3V8.00	Pulley, SK Style Bushing	3	8.0"	9.80	\$67.15
3-3V10.60	Pulley, SK Style Bushing	3	10.6"	14.00	\$213.00
3V, 4 Groove					
4-3V2.65	Pulley, JA Style Bushing	4	2.65"	1.40	\$71.69
4-3V3.00	Pulley, SH Style Bushing	4	3.0"	2.30	\$23.66
4-3V3.15	Pulley, SH Style Bushing	4	3.15"	2.70	\$33.57
4-3V3.35	Pulley, SH Style Bushing	4	3.35"	2.30	\$38.27
4-3V3.65	Pulley, SH Style Bushing	4	3.65"	3.10	\$39.42
4-3V4.12	Pulley, SH Style Bushing	4	4.12"	3.20	\$88.87
4-3V4.75	Pulley, SDS Style Bushing	4	4.75"	4.40	\$91.11
4-3V6.00	Pulley, SK Style Bushing	4	6.0"	7.80	\$94.32
4-3V6.50	Pulley, SK Style Bushing	4	6.5"	9.50	\$121.73
4-3V6.90	Pulley, SK Style Bushing	4	6.9"	11.10	\$55.22
4-3V8.00	Pulley, SK Style Bushing	4	8.0"	11.20	\$98.86
4-3V10.60	Pulley, SK Style Bushing	4	10.6"	16.00	\$216.36

514-494-5900 / 1-877-494-5004
 DON'T SEE THE EXACT PULLEY THAT YOU NEED, CALL US TODAY.
 Le prix est à titre indicatif / The price is as an indicator only (CONTACTEZ-NOUS / CONTACT US)



3VX315



3VX375



3VX425



3VX475



3/3VX425

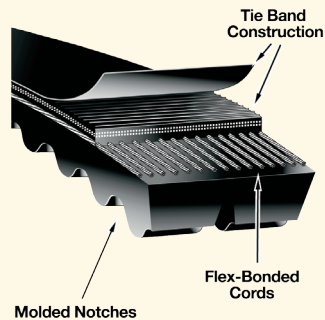


3/3VX475

V80® SUPER HC® MOLDED NOTCH V-BELTS

PART #	DESCRIPTION	TOP WIDTH	THICK	OC	WT	LIST
3VX300	3VX Molded Notch V-Belt	3/8"	21/64"	30"	.15	\$23.98
3VX315	3VX Molded Notch V-Belt	3/8"	21/64"	31.5"	.20	\$25.24
3VX335	3VX Molded Notch V-Belt	3/8"	21/64"	33.5"	.20	\$8.85
3VX350	3VX Molded Notch V-Belt	3/8"	21/64"	35"	.20	\$26.54
3VX355	3VX Molded Notch V-Belt	3/8"	21/64"	35.5"	.20	\$26.89
3VX375	3VX Molded Notch V-Belt	3/8"	21/64"	37.5"	.45	\$16.23
3VX400	3VX Molded Notch V-Belt	3/8"	21/64"	40"	.20	\$16.55
3VX415	3VX Molded Notch V-Belt	3/8"	21/64"	41.5"	.20	\$29.50
3VX425	3VX Molded Notch V-Belt	3/8"	21/64"	42.5"	.20	\$19.35
3VX450	3VX Molded Notch V-Belt	3/8"	21/64"	45"	.25	\$20.15
3VX464	3VX Molded Notch V-Belt	3/8"	21/64"	46.4"	.20	\$31.71
3VX475	3VX Molded Notch V-Belt	3/8"	21/64"	47.5"	.20	\$32.62
3VX487	3VX Molded Notch V-Belt	3/8"	21/64"	48.7"	.20	\$31.36
3VX500	3VX Molded Notch V-Belt	3/8"	21/64"	50"	.20	\$31.64
3VX530	3VX Molded Notch V-Belt	3/8"	21/64"	53"	.30	\$50.83
3VX560	3VX Molded Notch V-Belt	3/8"	21/64"	56"	.35	\$41.27
3VX600	3VX Molded Notch V-Belt	3/8"	21/64"	60"	.35	\$62.72

NOTE: OC = Outer Circumference



V80® SUPER HC® MOLDED NOTCH POWERBAND® BELTS

PART #	DESCRIPTION	TOP WIDTH	THICK	OC	WT	LIST
3/3VX425	3VX Cogged Power Band Belt, 3 Groove	1-1/8"	21/64"	42.5"	.75	\$120.07
3/3VX475	3VX Cogged Power Band Belt, 3 Groove	1-1/8"	21/64"	47.5"	.88	\$129.04

NOTE: OC = Outer Circumference

DON'T SEE THE EXACT SPROCKET OR BELT THAT YOU NEED, CALL US TODAY.

314-494-5000 / 1-877-494-5001

Le prix est à titre indicatif / The price is as an indicator only (CONTACTEZ-NOUS / CONTACT US)

POLYCHAIN SPROCKETS & BELTS



7896-8026



7896-2315



7896-7415



7896-4904



066 042 000 750



9274-1080



9274-2080

POLYCHAIN SPROCKETS & BELTS

PART #	DESCRIPTION	OD	BORE	WT	LIST
--------	-------------	----	------	----	------

21mm Wide Sprockets (Use 9274-1080 Polychain Belt)

7896-8754	Sprocket, 8M22S21	2.2"	3/4"	1.3	\$150.68
7896-7493	Sprocket, 8M22S21	2.2"	1"	1.0	\$151.78
7896-8026	Sprocket, 8M22S21	2.2"	1-1/8"	1.0	\$161.62
7896-0757	Sprocket, 8M25S21	2.5"	1"	1.5	\$139.54
7896-1632	Sprocket, 8M25S21	2.5"	1-1/8"	1.4	\$139.54
7896-0616	Sprocket, 8M25S21	2.5"	1-3/8"	1.3	\$139.54
7896-7203	Sprocket, 8M28S21	2.8"	1"	1.9	\$130.53
7896-7494	Sprocket, 8M28S21	2.8"	1-1/8"	1.7	\$167.66
7896-8023	Sprocket, 8M28S21	2.8"	1-3/8"	1.5	\$167.66
7896-6388	Sprocket, 8M30S21	3.0"	3/4"	2.9	\$170.59
7896-6443	Sprocket, 8M30S21	3.0"	1"	2.4	\$167.66
7896-1175	Sprocket, 8M30S21	3.0"	1-1/8"	2.3	\$167.66
7896-3507	Sprocket, 8M30S21	3.0"	1-3/8"	2.1	\$167.66
7896-6347	Sprocket, 8M60S21	6.0"	20 mm	9.0	\$256.73
7896-6067	Sprocket, 8M60S21	6.0"	24 mm	9.0	\$256.73
7896-7202	Sprocket, 8M60S21	6.0"	(SK)	6.8	\$310.83

36mm Wide Sprockets (Use 9274-2080 Polychain Belt)

7896-1156	Sprocket, 8M22S36	2.2"	1"	1.5	\$128.36
7896-2755	Sprocket, 8M25S36	2.5"	1"	2.0	\$152.25
7896-2315	Sprocket, 8M25S36	2.5"	1-1/8"	1.9	\$152.25
7896-0073	Sprocket, 8M28S36	2.8"	1"	2.7	\$168.53
7896-8024	Sprocket, 8M28S36	2.8"	1-1/8"	2.6	\$168.53
7896-2070	Sprocket, 8M28S36	2.8"	1-7/16"	2.3	\$168.53
7896-2893	Sprocket, 8M28S36	2.8"	1-5/8"	2.1	\$168.53
7896-7415	Sprocket, 8M30S36	3.0"	1"	2.9	\$178.24
7896-8631	Sprocket, 8M30S36	3.0"	1-1/8"	3.2	\$178.24
7896-3724	Sprocket, 8M30S36	3.0"	1-7/16"	2.8	\$178.24
7896-3600	Sprocket, 8M30S36	3.0"	1-5/8" BTS	2.8	\$178.24
7896-4904	Sprocket, 8M60S36	6.0"	24 mm	10.8	\$258.71

NOTE: Set Screw Not included with Sprockets Above, Sold Separately.

Set Screw (1 Required per sprocket)

NEW 066 042 000 750	Set Screw, Square Head 1/4-20 x 3/4	.01	\$0.44
----------------------------	-------------------------------------	-----	--------

Polychain Belts

9274-1080	Polychain Belt, 8MGT640, 21mm	.40	\$71.33
9274-2080	Polychain Belt, 8MGT640, 36mm	.60	\$120.26

NOTE: OD = Outside Diameter - 877-494-5001

Le prix est à titre indicatif / The price is as an indicator only (CONTACTEZ-NOUS / CONTACT US)

PRESSURE-PRO® CARTS



KCA007-PPS



KCA008



KCA030



KCA031



KCA063



KCA081

PRO POWER SERIES DIRECT DRIVE CARTS

PART #	DESCRIPTION	DECK SIZE	WT	LIST
KCA007-PPS	Direct Drive Cart, w/4 Tip Holes	10" x 15"	15.4	\$164.03
KCA007-DB	Direct Drive Cart, w/4 Tip Holes & Double Bend Long Handle	10" x 15"	15.5	\$163.87
KCA007E	Direct Drive Cart, w/5 Tip Holes & No Rear Handle	10" x 15"	15.1	\$146.69

NOTE: Fits 429cc or Smaller Gas Engine or 56C Electric Motor Applications

EAGLE SERIES DIRECT / GEAR DRIVE CARTS

PART #	DESCRIPTION	DECK SIZE	WT	LIST
KCA008E	Direct / Gear Drive Cart, w/5 Tip Holes & No Rear Handle	10" x 16"	17.5	\$172.28
KCA008	Direct / Gear Drive Cart, w/5 Tip Holes	10" x 16"	17.8	\$193.18
KCA009	Direct / Gear Drive Cart, Deluxe w/5 Tip Holes & Gun/Hose Rack	10" x 16"	18.1	\$210.48

NOTE: Fits 208cc or Smaller Gas Engine or 56C Electric Motor Applications

KCA029	Direct / Gear Drive Cart, w/5 Tip Holes & No Rear Handle	10" x 20"	18.8	\$193.33
KCA030	Direct / Gear Drive Cart, w/5 Tip Holes & Double Bend Long Handle	10" x 20"	19.2	\$218.90
KCA030-HRK100	Direct / Gear Drive Cart, w/5 Tip Holes & 100' Hose Reel Kit	10" x 20"	34.6	\$472.30
KCA031	Direct / Gear Drive Cart, Deluxe w/5 Tip Holes & Gun/Hose Rack	10" x 20"	19.4	\$235.55
KCA032	Direct / Gear Drive Cart, Stainless Steel w/ 5 Tip Holes	10" x 20"	25.4	\$346.46

NOTE: Fits 429cc or Smaller Gas Engine or 184TC or Smaller Electric Motor Applications

KCA040	Direct / Gear Drive Cart, w/5 Tip Holes	10" x 24"	25.4	\$274.14
KCA041	Direct / Gear Drive Cart, Deluxe w/5 Tip Holes & Gun/Hose Rack	10" x 24"	25.7	\$301.64

NOTE: Fits 725cc or Smaller Gas Engine or 215T or Smaller Electric Motor Applications

KCA080	Direct / Gear Drive Cart, Powdercoated, Less Belt Cover	16" x 24"	36.9	\$595.44
---------------	---	-----------	------	----------

NOTE: Fits 750cc or Smaller Gas Engine or 256T or Smaller Electric Motor Applications

EAGLE / PRO SERIES V-BELT DRIVE CARTS

PART #	DESCRIPTION	DECK SIZE	WT	LIST
KCA060	V-Belt Drive Cart, w/5 Tip Holes & 12" Tire/Wheels	10" x 20"	29.4	\$373.05

NOTE: Fits 429cc or Smaller Gas Engine or 184TC or Smaller Electric Motor Applications

KCA069-V2	V-Belt Drive Compact Cart, Engine Adjustable Belt Tension w/ 5 Tip Holes & 12" Tire/Wheels	10" x 20"		\$392.28
------------------	--	-----------	--	----------

NOTE: Fits 190cc- 208cc Manual Start Gas Engines

KCA061-V2	V-Belt Drive Cart, Engine Adjustable Belt Tension w/ 5 Tip Holes & 12" Tire/Wheels	10" x 20"		\$392.28
------------------	--	-----------	--	----------

NOTE: Fits 270cc Manual Start Gas Engines

KCA060-V2	V-Belt Drive Cart, Engine Adjustable Belt Tension w/ 5 Tip Holes & 12" Tire/Wheels	10" x 20"		\$392.28
------------------	--	-----------	--	----------

NOTE: Fits 340cc Thru 429cc Manual Start Gas Engines

KCA063	V-Belt Drive Cart, w/5 Tip Holes & 12" Tire/Wheels	10" x 24-3/4"	31.3	\$421.70
---------------	--	---------------	------	----------

NOTE: Fits 725cc or Smaller Gas Engine or 215T or Smaller Electric Motor Applications

PRO-MAX SERIES POLYCHAIN BELT DRIVE CARTS

PART #	DESCRIPTION	DECK SIZE	WT	LIST
KCA081	Polychain Drive Cart, Powdercoated w/ 3.75" Belt Cover	16" x 24"	39.7	\$683.72

NOTE: Fits 750cc or Smaller Gas Engine or 256T or Smaller Electric Motor Applications

514-494-5000 / 1-877-494-5001
 DON'T SEE THE EXACT CART THAT YOU NEED, CALL US TODAY.
 Le prix est à titre indicatif / The price is as an indicator only (CONTACTEZ-NOUS / CONTACT US)

PRESSURE-PRO® SKIDS & FRAMES



AIRCRAFT GRADE
ALUMINUM FRAME



KCA100



KCA076



KCA064



PPWLMNT-1016



KHC001

KHC002

PRO-JET SERIES ROLL CAGE DIRECT DRIVE CART

PART #	DESCRIPTION	DECK SIZE	WT	LIST
KCA100	Direct / Gear Drive Cart, w/5 Tip Holes, Hose Reel Plate, & Gun/Wand Rack	10" x 20"	25.6	\$336.75

NOTE: Fits 429cc or Smaller Gas Engine or 184TC or Smaller Electric Motor Applications

SKID FRAMES

PART #	DESCRIPTION	DECK SIZE	WT	LIST
--------	-------------	-----------	----	------

Direct / Gear Drive

KCS088-KIT	Direct / Gear Drive Skid, Powdercoated Steel	9.25" x 16"	7.4	\$74.41
KCA074	Direct / Gear Drive Skid, Aluminum w/ 4 Tip Holes	10" x 15"	5.8	\$105.69
KCA075	Direct / Gear Drive Skid, Aluminum w/ 5 Tip Holes	10" x 16"	6.1	\$85.83
KCA075-RC	Direct / Gear Drive Roll Cage Skid, Aluminum w/ 5 Tip Holes & Hose Reel Plate	10" x 16"	14.4	\$208.42

NOTE: Fits 208cc or Smaller Gas Engine or 56C Electric Motor Applications

KCA076	Direct / Gear Drive Skid, Powdercoated Steel w/ 5 Tip Holes	10" x 20"	11.1	\$106.44
KCA076-RC	Direct / Gear Drive Roll Cage Skid, Aluminum w/ 5 Tip Holes & Hose Reel Plate	10" x 20"	15.9	\$234.17

KCA078	Direct / Gear Drive Skid, Stainless Steel w/ 5 Tip Holes	10" x 20"	12.1	\$173.47
---------------	--	-----------	------	----------

NOTE: Fits 429cc or Smaller Gas Engine or 184TC or Smaller Electric Motor Applications

KCA077	Direct / Gear Drive Skid, Aluminum w/ 5 Tip Holes	10" x 24"	8.1	\$108.74
---------------	---	-----------	-----	----------

NOTE: Fits 725cc or Smaller Gas Engine or 215T or Smaller Electric Motor Applications

KCA087	Direct / Gear Drive Skid, Powdercoated Aluminum	16" x 24"	19.8	\$358.35
---------------	---	-----------	------	----------

NOTE: Fits 750cc or Smaller Gas Engine or 256T or Smaller Electric Motor Applications

V-Belt Drive

KCA064	V-Belt Drive Skid, Powdercoated Steel w/ 5 Tip Rack	9.7" x 20"	16.6	\$221.10
KCA071	V-Belt Drive Skid, Stainless Steel w/ 5 Tip Holes	10" x 20"	23.3	\$329.60

NOTE: Fits 429cc or Smaller Gas Engine or 184TC or Smaller Electric Motor Applications

Polychain Belt Drive

KCA084	Polychain Drive Skid, Powdercoated w/ 3.75" Belt Cover	16" x 24"	25.9	\$447.30
---------------	--	-----------	------	----------

NOTE: Fits 750cc or Smaller Gas Engine or 256T or Smaller Electric Motor Applications

WALL MOUNT FRAMES

PART #	DESCRIPTION	DECK SIZE	WT	LIST
--------	-------------	-----------	----	------

PPWLMNT-1016	Wall Mount Skid, Aluminum w/ Brackets & 5 Tip Holes	10" x 16"	6.08	\$105.06
---------------------	---	-----------	------	----------

PPWLMNT-1020	Wall Mount Skid, Aluminum w/ Brackets & 5 Tip Holes	10" x 20"	7.84	\$129.15
---------------------	---	-----------	------	----------

PPWLMNT-1024	Wall Mount Skid, Aluminum w/ Brackets & 5 Tip Holes	10" x 24"	9.13	\$134.29
---------------------	---	-----------	------	----------

HAND CARRY FRAMES

PART #	DESCRIPTION	DECK SIZE	WT	LIST
--------	-------------	-----------	----	------

KHC001	Small Hand Carry Frame, Aluminum, Fits: 1.5-3HP 56C Electric Motors or D30002 - 100' or Smaller GP Hose Reels	14" x 12.5" x 17.5"	5.0	\$76.23
---------------	---	---------------------	-----	---------


KHC002	Large Hand Carry Frame, Aluminum, Fits: 208cc or Smaller Gas Engines or D30006 - 200' or Smaller GP Hose Reels	16" x 12.5" x 24.5"	5.7	\$87.45
---------------	--	---------------------	-----	---------

TRK001	5 Nozzle Tip Rack Kit, Includes 1230 Rack, Grommets, Bolts, & Nylock Nuts	N/A	.20	\$6.95
---------------	---	-----	-----	--------

RHK001	Hose Reel Hardware Kit, Includes Bolts, Washers, & Nylock Nuts	N/A	.13	\$2.73
---------------	--	-----	-----	--------



CART & FRAME PARTS



BASE PLATES

PART #	DESCRIPTION	WT	LIST
Direct / Gear Drive			
P2135-F	Base, 9-1/4" x 16" Powdercoated Steel, Fits KCS088-KIT	6.45	\$59.25
1803	Base, 10" x 15" Aluminum w/ 4-Tip Holes KCA007-PPS, KCA007-DB, & KCA074	2.4	\$36.58
S1801	Base, 10" x 15" Aluminum w/ 5-Tip Holes, Fits KCA007 & KCA007E	2.35	\$38.71
1793D	Base, 10" x 16" Aluminum w/ 5-Tip Holes, Fits KCA008, KCA008E, KCA009, KCA075, KCA075-RC, & PPWLMNT-1016	3.69	\$47.94
1631-F	Base, 10" x 20" Powdercoated Steel w/ 5-Tip Holes, Fits KCA076	8.72	\$92.46
1431D	Base, 10" x 20" Aluminum w/ 5-Tip Holes, Fits KCA029, KCA030, KCA031, KCA100, & PPLMNT-1020	4.79	\$67.07
1271	Base, 10" x 20" Stainless Steel w/ 5-Tip Holes, Fits KCA032 & KCA078	8.6	\$141.43
1481D	Base, 10" x 24" Aluminum w/ 5-Tip Holes, Fits KCA040, KCA041, KCA077, & PPWLMNT-1024	6.09	\$72.60
P8994-F	Base, 16" x 24" Powdercoated Aluminum, Fits KCA084 Skid	12	\$203.31
V-Belt Drive			
P1656-F	Base, 9.75" x 20" Powdercoated Steel, Fits KCA064	8.5	\$110.19
3401D	Base, 10" x 20" Aluminum w/ 5-Tip Holes, Fits KCA060 & KCA061	5.1	\$81.37
P3421	Base, 10" x 20" Aluminum, Engine Adjust. w/ 5-Tip Holes, Fits KCA060-V2		\$72.52
P3431	Base, 10" x 20" Aluminum, Engine Adjust. w/ 5-Tip Holes, Fits KCA061-V2 & KCA069-V2		\$72.52
1604D	Base, 10" x 24-3/4" Aluminum w/ 5-Tip Holes, Fits KCA063 & KCA067	7.18	\$97.99
Polychain Drive			
P8987-F	Base, 16" x 24" Powdercoated Aluminum, Fits KCA080 & KCA081	12	\$201.31
PCA050-7	Sub-Base, Fits KCA080, KCA081, KCA084, & KCA087	6.07	\$85.79

BELT GUARD PARTS

PART #	DESCRIPTION	WT	LIST
Fits 10" x 20" Decks			
3402D	V-Belt Guard Back, Aluminum, Fits KCA060, KCA061, & KCA064	2.7	\$48.36
3403D	V-Belt Guard Cover, Aluminum, Fits KCA060, KCA061, & KCA064	3.15	\$39.69
P3422	V-Belt Guard Back, Aluminum, Interlocking, Fits KCA060-V2 & KCA061-V2		\$29.74
P3423	V-Belt Guard Cover, Aluminum, Interlocking, Fits KCA060-V2, KCA061-V2 & KCA069-V2		\$58.38
P3426	V-Belt Guard Back, Aluminum, Interlocking, Fits KCA069-V2		\$29.74
Fits 10" x 24-3/4" Decks			
1605D	V-Belt Guard Back, Aluminum, Fits KCA063, & KCA067	3.6	\$64.31
1606D	V-Belt Guard Cover, Aluminum, Fits KCA063, & KCA067	4.4	\$57.42
1807D	Tinnerman Nuts, Fits All V-Belt Guards, 8 Required	.01	\$0.36
1314D	Washers, Tinnerman, Fits All V-Belt Guards, 8 Required	.01	\$0.04
1317D	Screws, Tinnerman, Fits All V-Belt Guards, 8 Required	.01	\$0.16
Polychain Belt Cover			
P8991-F	Polychain Belt Cover, 3.75" Notched & Powdercoated	2.7	\$85.94
KCA085	Polychain Belt Cover, 3.75" Powdercoated w/ Hardware	2.9	\$86.57

TIRE/WHEEL ASSEMBLIES & BEARINGS

PART #	DESCRIPTION	WT	LIST
PP8702H/2	Tire/Wheel Assembly 4:10 x 3.50 x 4, Fits 3/4" Axles	3.3	\$20.46
PP3304H/2	Tire/Wheel Assembly 11:00 x 4 x 4, Fits 3/4" Axles	3.95	\$22.95
XQ25166-99	Tire/Wheel Assembly 12", 13/500 x 6, Fits 3/4" Axles	5.6	\$40.01
DF80050	Tire/Wheel Assembly, Flat Free 13:00 x 5 x 6, Fits 3/4" Axles	7.07	\$43.25
BR34SW	Wheel Bearing, 3/4"	.09	\$1.98
BR58BB	Wheel Bearing, 5/8"	.09	\$1.90

514-494-5000 / 1-877-494-5001
 DON'T SEE THE EXACT CART & FRAME PART THAT YOU NEED, CALL US TODAY.
 Le prix est à titre indicatif / The price is as an indicator only (CONTACTEZ-NOUS / CONTACT US)



CART & FRAME PARTS

HANDLES

PART #	DESCRIPTION	WT	LIST
--------	-------------	----	------

Long (Front) Handles For 10" Wide Carts / Frames

1804	Long Handle, Compact, Fits KCA007-PPS, 1803 Base	1.97	\$26.41
1419	Long Handle, Compact Double Bend Fits KCA007-DB	1.72	\$26.67
1439D	Long Handle, Compact, Fits KCA007E, & KCA008E	1.7	\$23.48
1456D	Long Handle, w/ 3 Holes For Gun/Hose Rack, Fits KCA009, KCA031, KCA041 & KCA067	1.97	\$33.86
1433D	Long Handle, Fits KCA029, & KCA040	1.95	\$26.41
1418	Long Handle, Double Bend Fits KCA008, KCA030, KCA060, & KCA063	1.98	\$29.60
1219D	Long Handle, Polished Stainless Steel Fits KCA032, KCA070, & KCA072	3.25	\$69.03

Short (Rear) Handles For 10" Wide Carts / Frames

1434D	Short Handle, Fits KCA007-PPS, KCA007, KCA007-DB, KCA008, KCA030, KCA040, KCA060, KCA061, & KCA063	.95	\$16.38
1457D	Short Handle, w/ 3/8" Hole For Gun Rack, Fits KCA009, KCA031, KCA041, & KCA067	.99	\$19.57
1258D	Short Handle, Polished Stainless Steel Fits KCA032, KCA070, & KCA072	1.6	\$33.86

Long (Front) Handles For Pro-Max Series Carts

P8993-F	Long Handle, Powdercoated Aluminum Fits KCA080, & KCA081	2.25	\$53.32
----------------	--	------	---------

Short (Rear) Handle For Pro-Max Series Carts

8992-F	Long Handle, Powdercoated Aluminum Fits KCA080, & KCA081	2.25	\$31.88
---------------	--	------	---------

Long (Front) Handles & Parts For Pro-Jet Series Roll Cage Carts

4295	Long Handle, 10" Vertical Fits KCA100	1.95	\$25.61
4293	Roll Cage w/ Gun/Wand Hanger Holes, Fits KCA100	2.5	\$45.94
4294	Roll Cage Halve, Fits KCA100	2.5	\$41.68

Hand Carry Frame Handles & Parts

S5002	Hand Carry Handle, Small Fits KHC001	2.25	\$40.45
S5001	Hand Carry Handle, Large Fits KHC002	2.6	\$52.53
S4298	Hose Reel Mounting Plate, Fits Hand Carry & 10" Handles	1.4	\$25.14
1913	Tube Cap, Red Plastic, Fits 4295, S5001, & S5002, 2 Required	.01	\$0.12

STAINLESS STEEL HANDLE WITH HOSE REEL ASSEMBLY KITS

PART #	DESCRIPTION	WT	LIST
--------	-------------	----	------

HRK050	Stainless Steel Long Handle w/ D30001 - 50' Hose Reel	15.44	\$267.00
HRK100	Stainless Steel Long Handle w/ D30002 - 100' Hose Reel	17.64	\$293.26
HRK150	Stainless Steel Long Handle w/ D30004 - 150' Hose Reel	22.44	\$344.09
HRK200	Stainless Steel Long Handle w/ D30006 - 200' Hose Reel	23.19	\$360.88

NOTE: Kits Include S4298 Hose Reel Mounting Plate, Jumper Hose, & All Required Hardware Needed, Fits All Pressure-Pro 10" Wide Carts

HOSE, GUN/WAND & TIP HOLDER PARTS

PART #	DESCRIPTION	WT	LIST
--------	-------------	----	------

PCA900	Hose Hanger Bracket, Fits 10" Handles	.50	\$5.06
1465	Gun/Wand Holder Bracket, Aluminum	.05	\$5.95
149 061 602 001	Eye Bolt, 3/8"x2" (4" Overall)	.15	\$3.04
1230	Nozzle Holder Bracket, Universal	.1	\$4.68
P8990-F	Nozzle Holder Bracket w/ Hose Hanger, Powdercoated Aluminum, Fits KCA080 & KCA081	1.25	\$47.15
HHK001	Hose Hanger Kit, Fits 10" Handles	.53	\$17.33
GHK100	Gun/Wand Hanger Kit, Universal	.28	\$18.92
TRK001	Tip Rack Kit, Universal	.20	\$6.95
S4298	Hose Reel Mounting Plate, Fits Hand Carry & 10" Handles	1.4	\$25.14



CART & FRAME PARTS

AXLE RELATED PARTS

PART #	DESCRIPTION	WT	LIST
1463	Axle Support, Galvanized Steel, Fits All 10"x20" & Smaller Direct/Gear Drive Carts, 2 Required	.15	\$2.89
3406D	Axle Lock, Fits All 10"x20" V-Belt Drive Carts & 10"x24" Direct/Gear Drive Carts, 2 Required	.14	\$2.81
3404D	Axle Lock, Fits KCA063 & KCA067, 2 Required	.15	\$2.47
225-029	Axle Bushing, Fits KCA080 & KCA081, 2 Required	.07	\$6.48
PPAX001	Axle Spacers, Aluminum, Fits All 10"x20" & Smaller Direct/Gear Drive Carts, 2 Required	.07	\$1.66
P1305C4D-F	Axle Tube, 17-3/4" Coated, Fits All V-Belt Drive Carts & 10"x24" Direct/Gear Drive Carts	1.6	\$23.23
17-47247-P	Axle End Caps, 3/4" Plastic Cover	.02	\$1.63
17-47247	Axle End Caps, 3/4" Stainless Steel Cover	.09	\$2.29
PAX050	Axle, 3/4" x 19.25" Cold Rolled Steel	2.5	\$12.29
PAX050T	Axle, 3/4" x 19.5" Cold Rolled Steel Threaded, Fits KCA008, KCA009, KCA029, KCA030, KCA031, KCA032 & KCA100	2.65	\$20.80
PAX150	Axle, 3/4" x 24.25" Cold Rolled Steel, Fits KCA040, KCA067, KCA070, & KCA072	2.95	\$14.50
PAX160T	Axle, 3/4" x 24.75" Cold Rolled Steel Threaded, Fits KCA041, KCA060, & KCA063	3.1	\$23.01
PAX200T	Axle, 3/4" x 24.25" Cold Rolled Steel Threaded, Fits KCA080, & KCA081	3.1	\$23.01
130 121 620 000	Nylock Nut, 3/4", Fits All Threaded Axles	.05	\$1.33

FOOT RELATED PARTS

PART #	DESCRIPTION	WT	LIST
1802	Foot Bracket, Aluminum Fits KCA007PPS, KCA007-DB, KCA007E, & KCA007	.57	\$11.19
1467D	Foot Bracket, Aluminum Fits KCA008, KCA008E, KCA009, KCA029, KCA030, KCA030-DB, KCA030-HRK100, KCA031, KCA040, KCA041, KCA060, KCA061, KCA063, & KCA067	.85	\$14.12
1257D	Foot Bracket, Stainless Steel Fits KCA032, KCA070, & KCA072	.35	\$27.90
P8988-F	Foot Bracket, Powdercoated Aluminum, Fits KCA080 & KCA081	1.47	\$27.60
695-087-1000	Cart Foot Spring, Fits KCA080 & KCA081, 2 Required	.02	\$2.21
235-070	Cart Foot Bolt, Fits KCA080 & KCA081, 2 Required	.13	\$3.41
FF723-5	Cart Foot Bushing, Fits KCA080 & KCA081, 2 Required	.02	\$2.76
4296	Side Foot, Aluminum Fits KCA100, 2 Required	.02	\$11.14
4297	Foot Plate, Aluminum Fits KCA100 Roll Cage	.85	\$15.52
1213	Angle Foot, Fits All Skid Frames Except KCA084 & KCA087, 4 Required	.25	\$5.95
P8989-F	Angle Foot, Powdercoated Aluminum Fits KCA084 & KCA087	.39	\$11.37

RUBBER FEET AND GROMMETS


PART #	DESCRIPTION	WT	LIST
613	2.5" Rubber Foot Pad, Fits All Skid Feet, 4 Required	.2	\$1.30
2860	Rubber Grommet, Black Fits 1/8" Thick Metal	.02	\$0.28
2760	Rubber Grommet, Black Fits 3/16" Thick Metal	.02	\$0.28
RFK100	Rubber Foot Kit (613 + Hardware) w/ 1-1/2" Bolts	.32	\$1.81
RFK120	Rubber Foot Kit (613 + Hardware) w/ 1-3/4" Bolts	.32	\$2.17
2775	Rubber Grommet, Black Fits 3/16" Thick Metal, 2" I.D. Fits 4-Wheel Hot Water Frames	.05	\$1.23




3406D




3404D




P1305C4D-F



PAX150




1467D



4296



4297



1213



P8989-F



613



2760




2860



2775

PACKAGED PARTS



DIMENSIONS:

73.5" H x 26" W x 26" D

PDP002 (Display w/Parts)

LIST: \$1,369.42 WT: 25

RSR-5-6P (Display Only)

LIST: \$112.49 WT: 8.0

LARGE PARTS DISPLAY

PART #	DESCRIPTION	WT	LIST
02-102	Teflon Tape Roll 26135, 1/2" x 520"	.05	\$7.30
02-103	1/4" BUNA O'Ring, OR-110-BN-70-BLACK (10 Pack)	.03	\$6.05
02-104	3/8" BUNA O'Ring, OR-112-BN-70-BLACK (10 Pack)	.03	\$6.05
02-121	1/4" FPT Steel QC Plug, GP D10006 (2 Pack)	.14	\$8.65
02-122	1/4" MPT Steel QC Plug, GP D10007 (2 Pack)	.14	\$8.42
02-123	3/8" FPT Steel QC Plug, GP D10008 (2 Pack)	.20	\$9.28
02-124	3/8" MPT Steel QC Plug, GP D10009 (2 Pack)	.23	\$9.13
02-125	1/4" MPT Brass QC Socket, GP D10002	.19	\$10.63
02-126	1/4" FPT Brass QC Socket, GP D10001	.17	\$10.63
02-127	3/8" MPT Brass QC Socket, GP D10004	.24	\$12.25
02-128	3/8" FPT Brass QC Socket, GP D10003	.23	\$12.25
02-200	QC Nozzle - Size 3.5 / 0°, GP 900035Q	.07	\$12.16
02-201	QC Nozzle - Size 4.0 / 0°, GP 900040Q	.07	\$12.16
02-202	QC Nozzle - Size 4.5 / 0°, GP 900045Q	.07	\$12.16
02-203	QC Nozzle - Size 3.5 / 15°, GP 915035Q	.07	\$12.16
02-204	QC Nozzle - Size 4.0 / 15°, GP 915040Q	.07	\$12.16
02-205	QC Nozzle - Size 4.5 / 15°, GP 915045Q	.07	\$12.16
02-206	QC Nozzle - Size 3.5 / 25°, GP 925035Q	.07	\$12.16
02-207	QC Nozzle - Size 4.0 / 25°, GP 925040Q	.07	\$12.16
02-208	QC Nozzle - Size 4.5 / 25°, GP 925045Q	.07	\$12.16
02-209	QC Nozzle - Size 3.5 / 40°, GP 940035Q	.07	\$12.16
02-210	QC Nozzle - Size 4.0 / 40°, GP 940040Q	.07	\$12.16
02-211	QC Nozzle - Size 4.5 / 40°, GP 940045Q	.07	\$12.16
02-212	QC Chemical Nozzle, Brass, Size: 40 / 65°, GP 965400Q	.07	\$8.37
10-750	4 QC Nozzle Set - 4.0 / 0°-15°-25°-40°, GP	.17	\$33.69
02-303	GIANT Trigger Gun 21290C, 10 GPM@5000 PSI	1.64	\$52.57
02-129	Chemical Injector Repair Kit 100816, Adjustable	.03	\$14.45
02-310	Chem. Injector Assy. AC1005, 20% Fixed Brass 3-5 GPM	1.02	\$46.89
02-316	Garden Hose Inlet Filter Washer, 700004 (4 Pack)	.04	\$8.01
10-116	High Pressure Ball Valve Assembly w/ QCs ABV038	.90	\$63.94

NOTE: PDP002 Display Comes with Sign, Nozzle Chart, Reorder Tags, & 3 each Quantities of the Parts Listed Above / QC = Quick Connect



02-105

10-311



ADDITIONAL PACKAGED PARTS (cont. on next page)

PART #	DESCRIPTION	WT	LIST
02-314	Garden Hose QC's, D10011 Plug & D10012 Socket	.28	\$17.65
10-317	Wand Saver ST2F2-S-E, 1/4" FPT x 1/4" QCP	.13	\$14.57
10-775	QC Set 22mm, 1-D10024 Plug & 1-D10029 Socket	.39	\$19.39
02-105	ZROTOMAX2 Rotomax #2 Rotating Nozzle w/ D10007 QC Plug	.07	\$110.83
10-106	ZROTOMAX3 Rotomax #3 Rotating Nozzle w/ D10007 QC Plug	.07	\$112.81
10-107	Rotomax Repair Kit	.03	\$62.13
10-108	Surface Cleaner Tune-Up Kit #2.0	.13	\$31.09
10-109	Surface Cleaner Tune-Up Kit #2.5	.50	\$31.09
10-131	YHL3.5 Adjustable Nozzle #3.5 w/D10007 QC Plug	.40	\$48.82
02-310	Chemical Injector Assembly ACI005, 20% Fixed Brass 3-5 GPM	1.02	\$46.89
10-311	Chemical Injector Assembly ACI205, 10% Fixed Brass 3-5 GPM	.85	\$42.34
10-312	Chemical Injector Bare 100775, 20% Fixed Brass 3-5 GPM	.40	\$33.61
10-313	Chemical Injector Bare 100812, 20% Adjustable Brass 3-5 GPM	.50	\$44.28

PACKAGED PARTS




10-319



10-300



10-115



APB018 (Parts Box w/Parts)

LIST: \$267.16 WT: 9.0

292960 (Parts Box Only)

LIST: \$36.53 WT: 2.38

ADDITIONAL PACKAGED PARTS

PART #	DESCRIPTION	WT	LIST
10-800	Chemical Strainer D40006, Black, No Check Valve	.04	\$9.28
10-110	3/8" High Pressure Filter WW3800, For Surface Cleaners	.20	\$33.18
10-302	1/4" High Pressure Filter 100560, 1/4" QCP x 1/4" NPT-M	.24	\$29.94
10-319	Green Cap Filter Assembly AIF001, 3/4" FGH x 1/2" BSP-M	.62	\$60.51
10-320	Duraview Inlet Filter 100651, 3/4" FGH x 1/2" MPT-M, (2) 1/4" Bypass	.55	\$39.14
10-113	Unloader AR20821 MINI-MATIC, Direct Mount Control Set	1.69	\$161.50
10-114	Unloader AR20992 GYMATIC, Direct Mount Control Set	2.64	\$226.39
10-300	Unloader VRT-310, No EZ Start	1.94	\$101.83
10-318	Unloader YVB75KDM-N, Direct Mount Control Set	2.14	\$141.12
10-111	1/2" Thermal Relief Valve 100558	.14	\$17.89
10-301	E-Z Start Valve YESTVALVE, 3/8" NPT-M w/ 1/4" Barb	.34	\$52.81
10-306	GP Side Handle D22000, Adjustable Fits 1/4" Lances	.23	\$13.91
10-309	Gutter Cleaner 12" Assembly D20011 w/ QC's	.59	\$34.96
10-112	Inline Swivel, 7080 Straight Brass, 3/8" M x 3/8" F	.27	\$46.25
10-307	Hose Reel Swivel 7475, Brass 90 Degree, 1/2" F x 1/2" F	.89	\$105.42
10-308	Swivel Repair Kit, Fits 7475	.44	\$36.93
10-115	Test Gauge Assembly ATG001, 0-5000 Gauge w/ QC's	1.14	\$48.35
10-305	Pressure Gauge 348259, 0-5000 1/4" MPT	.48	\$27.88
02-117	Fuel Tank Cap, Metal, 125-368 Fits GX110-GX390 Honda Engines	.20	\$23.85
10-130	Spark Plug 130-823, BPR6ES Fits Honda GX110-390 & LCT PP208-414	.14	\$12.79
10-101	2-1/2" Rubber Foot 613, 2-Pack	.48	\$12.21

PARTS BOX

PART #	DESCRIPTION	QTY	WT/EA	LIST
D10006	1/4" FPT Steel QC Plug	3	.07	\$1.58
D10007	1/4" MPT Steel QC Plug	3	.07	\$1.45
D10001	1/4" FPT Brass QC Socket	3	.15	\$5.24
D10002	1/4" MPT Brass QC Socket	3	.17	\$5.24
D10008	3/8" FPT Steel QC Plug	3	.10	\$1.92
D10009	3/8" MPT Steel QC Plug	3	.05	\$1.83
D10003	3/8" FPR Brass QC Socket	3	.20	\$6.94
D10004	3/8" MPT Brass QC Socket	3	.22	\$6.94
D10035	Brass 3/8" QC Socket x 22mm Twist Coupler Plug	3	.23	\$9.64
D10037	22mm Twist Coupler Socket x 3/8" QC Plug	3	.24	\$6.37
26135	Teflon Tape Roll, 1/2" x 520"	5	.03	\$1.14
OR-110-BN-70-BLACK	1/4" BUNA O'Ring	20	.30 G	\$0.29
OR-112-BN-70-BLACK	3/8" BUNA O'Ring	20	.40 G	\$0.29
900040Q	QC Nozzle - Size 4.0 / 0°, GP	3	.04	\$7.01
915040Q	QC Nozzle - Size 4.0 / 15°, GP	3	.04	\$7.01
925040Q	QC Nozzle - Size 4.0 / 25°, GP	3	.04	\$7.01
940040Q	QC Nozzle - Size 4.0 / 40°, GP	3	.04	\$7.01
965400Q	QC Chem. Nozzle, Brass, Size 40 / 65° GP	3	.04	\$2.73

NOTE: Comes with Hinged Clear Lid and Reorder Labels / Dimensions: 14.4" x 11.5" x 2.5" / QC = Quick Connect / WT/EA = Weight Each

DON'T SEE THE EXACT PACKAGED PART THAT YOU NEED, CALL US TODAY.

514-494-5000 / 1-877-494-5001

Le prix est à titre indicatif / The price is as an indicator only (CONTACTEZ-NOUS / CONTACT US)

PACKAGED NOZZLES & KITS



02-212



02-201



02-204



02-207



02-210



10-750

PACKAGED NOZZLES & NOZZLE KITS

PART #	DESCRIPTION	SIZE	WT	LIST
Chemical Nozzle				
02-212	Chemical Nozzle, Brass, General Pump	40.0 / 65°	.07	\$8.37
0° HP Nozzles				
02-200	HP Nozzle - General Pump	3.5 / 0°	.07	\$12.16
02-201	HP Nozzle - General Pump	4.0 / 0°	.07	\$12.16
02-202	HP Nozzle - General Pump	4.5 / 0°	.07	\$12.16
02-213	HP Nozzle - General Pump	5.0 / 0°	.07	\$12.16
02-217	HP Nozzle - General Pump	5.5 / 0°	.07	\$12.16
02-221	HP Nozzle - General Pump	6.0 / 0°	.07	\$12.16
15° HP Nozzles				
02-203	HP Nozzle - General Pump	3.5 / 15°	.07	\$12.16
02-204	HP Nozzle - General Pump	4.0 / 15	.07	\$12.16
02-205	HP Nozzle - General Pump	4.5 / 15°	.07	\$12.16
02-214	HP Nozzle - General Pump	5.0 / 15°	.07	\$12.16
02-218	HP Nozzle - General Pump	5.5 / 15°	.07	\$12.16
02-222	HP Nozzle - General Pump	6.0 / 15°	.07	\$12.16
25° HP Nozzles				
02-206	HP Nozzle - General Pump	3.5 / 25°	.07	\$12.16
02-207	HP Nozzle - General Pump	4.0 / 25°	.07	\$12.16
02-208	HP Nozzle - General Pump	4.5 / 25	.07	\$12.16
02-215	HP Nozzle - General Pump	5.0 / 25°	.07	\$12.16
02-219	HP Nozzle - General Pump	5.5 / 25°	.07	\$12.16
02-223	HP Nozzle - General Pump	6.0 / 25°	.07	\$12.16
40° HP Nozzles				
02-209	HP Nozzle - General Pump	3.5 / 40°	.07	\$12.16
02-210	HP Nozzle - General Pump	4.0 / 40°	.07	\$12.16
02-211	HP Nozzle - General Pump	4.5 / 40°	.07	\$12.16
02-216	HP Nozzle - General Pump	5.0 / 40°	.07	\$12.16
02-220	HP Nozzle - General Pump	5.5 / 40°	.07	\$12.16
02-224	HP Nozzle - General Pump	6.0 / 40°	.07	\$12.16
HP Nozzle Sets				
10-750	4 QC Nozzle Set, 0°-15°-25°-40° General Pump	4.0	.17	\$33.69
10-751	4 QC Nozzle Set, 0°-15°-25°-40° General Pump	3.0	.17	\$33.69
10-752	4 QC Nozzle Set, 0°-15°-25°-40° General Pump	3.5	.17	\$33.69
10-753	4 QC Nozzle Set, 0°-15°-25°-40° General Pump	4.5	.17	\$33.69
10-754	4 QC Nozzle Set, 0°-15°-25°-40° General Pump	5.5	.17	\$33.69
10-755	4 QC Nozzle Set, 0°-15°-25°-40° General Pump	6.0	.17	\$33.69
10-756	4 QC Nozzle Set, 0°-15°-25°-40° General Pump	6.5	.17	\$33.69
10-760	4 QC Nozzle Set, 0°-15°-25°-40° General Pump	5.0	.17	\$33.69

NOTE: HP= High Pressure / QC = Quick Connect

514-494-5000 / 1-877-494-5001
 DON'T SEE THE EXACT NOZZLE THAT YOU NEED, CALL US TODAY.
 Le prix est à titre indicatif / The price is as an indicator only (CONTACTEZ-NOUS / CONTACT US)

INDEX

ITEM

10,000 PSI Quick Connects	119
2088 Series Diaphragm Pump (115 VAC), SHURflo®	34
2088 Series Diaphragm Pump (12 VDC), SHURflo®	34
8000 Series Diaphragm Pump (12 VDC), SHURflo®	34

A

AC Burner Motors	137
Adapters, SHURflo 22mm	35
Adapters, Low PSI Brass	115
Adapters, QC	118
Additional Packaged Parts	159-161
Adjustable Spray Nozzles, GP & Vari-Spray	96
AG Spray Hose - Per Foot.....	85
AG Spray Gun	52
Air Filters, Engine Parts.....	131
Aluminum Brightener, Chemicals	108
Aluminum Lance Assemblies with QCs	55
Aluminum Lance Assemblies with Wand Saver	55
AquaNOZ® Jetter Nozzles	91
AquaNOZ® Sewer Solution Kits.....	91
Armor-Flex Pro Premium Grade Hose Assemblies	84
AR Pressure Switches	143
AR Pump Kit Chart	15
AR Pump Kit Chart Pricing	36
AR Pumps, Bare	12-14
AR Pumps, OEM Bare.....	10
AR Pumps, Slap Happy Plumbed	5-9
AR Unloaders, Bare	43
AR Unloaders, Plumbing Kits	46-47
AR Vari-Spray Nozzles.....	96
Axle Related Parts, Cart Parts.....	158

B

Baldor Motors	148, 149
Ball Valves for UDOR Control Units	39
Ball Valves, High PSI, PVC & Assemblies	121
Base Plates, Cart & Frame Parts	156
Battery Boxes	143
Beckett Oil Burners.....	134
Beckett Powerlight Igniters.....	136
Belt Guard Parts	156
Belt Support, Telepole	62-63
Belts, Cog Belts, Polychain Belts & V-Belts	152, 153
Bend Restrictors, Hose	87
Big Guy, Whisper Pro Surface Cleaner	66
Black Fuel Hose - Per Foot.....	85
Black Push On Bypass Hose - Per Foot.....	85
Block Mounted Plumbing Kits	47
Blower Wheels, Burner Parts	137
Blue Max Water Filter Assembly	111
Blue Max Water Filters	110
Brass Chemical Nozzles	92-94
Brass Fittings, Low PSI	111-115
Brass Hose Nipples	112
Brass Nipples, Low PSI Fittings	112, 113, 115
Brass Quick Connects.....	118, 119
Brass Swing Check Valve	105
Breco Quick Connects.....	119
Bulk Powercord Wire - Per Foot.....	147
Bulk Pressure Washer Hose - Per Foot	83
Burner Heads	137
Burner Parts.....	135-140
Burner Parts, Hydro Tek.....	140
Burner Relays 12VDC, Hydro Tek	143
Burst Disk Assembly & Fittings	141

Bushings, Brass Fittings	115
Bushings, Drive (Pulley).....	150

C

Capacitors, Generator, Hydro Tek	149
Carburetors, Engine Parts	128
Cart & Frame Parts	156-158
Carts	154, 155
CAT Pumps, Plumbed.....	5-9
CAT Pumps, OEM Bare	10
CAT Pumps, Bare	24-30
CAT Pumps Kit Chart	31
CAT Pumps Kit Chart Pricing	37
CAT Pumps Unloaders, Bare	45, 46
CAT Pumps Unloaders, Plumbing Kits	47
Century Motors, Hydro Tek.....	149
Check Valves.....	105
Chemical Hose Assembly w/ Strainer	105
Chemical Injectors, Assembled	107
Chemical Injectors, Bare	106
Chemical Metering Valves.....	105
Chemical Pumps, Comet	41
Chemical Pumps, HYPRO	40, 41
Chemical Pumps, SHURflo.....	34
Chemical Pumps, UDOR	38
Chemical Strainers	105
Chemicals	108, 109
Circuit Breakers, Panel Mounted, Hydro Tek	143
Classic Yellow, Whisper Pro Surface Cleaner	66
Cleaner, Nozzle.....	104
Clear Reinforced Hose - Per Foot	85
Clear Wire Reinforced Hose - Per Foot	85
Coated Steel Quick Connects	118, 119
Coil Descaler & Soot Remover	109
Coil/Tank Assemblies, Hydro Tek.....	140
Comet Chemical Spray Diaphragm Pump	41
Commercial Grade Hose Assemblies	82-84
Commercial Grade Trigger Guns	50
Contactors.....	146
Continental White Water Steam Hose	84
Cord Grips / Wire Connectors	147
Countersunk Plugs, Brass Fittings.....	115
Crimps, Hose (Gates)	86

D

DC Burner Motor Kits	137
Degreaser	108
Delta Series UDOR Diaphragm Pumps.....	38
Detergent	108
Diaphragm Pumps, Comet.....	41
Diaphragm Pumps, HYPRO	40
Diaphragm Pumps, SHURflo	34
Diaphragm Pumps, UDOR	38
Diesel Engines	133
Diesel Fuel Filters.....	133
Diesel Tanks	125, 126
Direct Mount Unloader Control Sets	43, 44
Direct Mounted Unloader Kits with Internal Bypass	46
Double Shut-Off Coupler & Plug, Quick Connects	119
Downstream Dual Port Chemical Injectors	106
Downstream High Draw 10% & 20% Chem. Injectors.....	106
Downstream 10% & 20% Chem. Injector Assemblies	107
Draft Diverters	139
Drive Components	150-153
Dual Lances	54
Dual Lance/Gun, Assemblies.....	57
Duraview Water Filter	110

INDEX

E

Eagle / Pro Series V-Belt Drive Carts	154
Eagle Series Direct / Gear Drive Carts	154
Eagle Wash, Whisper Pro Surface Cleaners.....	66
Easy Start Valves	48
Elbow Fittings, Low Pressure Brass	112, 113, 115
Elbow Fittings Polypropylene & PVC	114
Elbow Fittings, High Pressure Steel	116
Elbow Poly Swivel Barb with Wingnut, SHURflo®	35
Electric Flange Hollow Shaft Pumps, Plumbed	7
Electric Flange Hollow Shaft Pumps, AR	13
Electric Flange Hollow Shaft Pumps, CAT Pumps.....	24-26
Electric Flange Hollow Shaft Pumps, General	18
Electric Flange Hollow Shaft Pumps, Viper	10
Electric Hose Crimper Assembly.....	87
Electric Motors, Baldor & Marathon	148, 149
Electric Motors, Century	149
Electric Motors / Generators	148, 149
Electrical Components	140-147
Electrodes / Tune-Up Kit, Burner	136
Emperor Solid Shaft Pumps.....	21
End Cap, Brass Fittings	115
Engine Exhaust Parts	130
Engine Filters / Dip Sticks	131
Engine Fuel Parts	125, 127
Engine Oil Drain Hose Assemblies	88
Engine Replacement Parts	127-131
Exhaust Pipe & Gaskets, Engine.....	130
Extension Lances & Assemblies	53-55

F

Face Bushings, Brass Fittings.....	115
Female Elbows 90°, Brass Fittings	115
Female Tees, Brass Fittings	115
Filters, Garden Hose Inlets.....	110, 111
Filters, Inline High PSI.....	117
Flat Surface Cleaners	64-70
Flex Couplings, Burner Parts	137
Flextral Hose Crimper Assemblies.....	87
Float Tank Assembly	122
Float Tank Parts, Hydro Tek	125
Float Valves	122
Float Valves / Tank Fittings	122
Flow Sensitive Unloaders.....	45
Flow Switches.....	142
Foamers	59
Foot Related Parts, Cart & Frame Parts	158
Foot Valves, Jetter Accessories	89
Friction Brake Hose Reels, Hydro Tek.....	76
Fuel Filters, Engine Parts	127
Fuel Nozzles, Burner.....	134
Fuel Pumps, Kohler & Vanguard	127
Fuel Pumps, Oil, Burner Parts	135
Fuel Tanks, Accessories & Fittings, Hydro Tek	125

G

Galvanized Couplings.....	113
Galvanized Nipples	113
Garden Hose.....	85
Garden Hose Adapter Fittings	112
Garden Hose Barbs.....	112
Garden Hose Inlet Fittings	110-112
Garden Hose Quick Connects.....	118
Garden Hose Solid Fittings	112
Garden Hose Washers	111
Gas Flange Hollow Shaft Pumps, AR	5, 6, 12
Gas Flange Hollow Shaft Pumps, CAT Pumps	5, 6, 24, 25, 27
Gas Flange Hollow Shaft Pumps, General.....	5, 6, 16, 17
Gas Flange Hollow Shaft Pumps, OEM	5, 6, 10
Gas Flange Hollow Shaft Pumps, Plumbed	5, 6
Gas Tanks & Assemblies	125-127
Gaskets	130, 138
Gasoline Engines	132
Gates Hose Crimps	86
Gates Hose Repair Couplers	87
Gauges & Gauge Assemblies	120
Gear Reducers	150
Gear Reduced AR Pumps	13
Gear Reduced CAT Pumps.....	27
Gear Reduced General Pumps	22
Gear Reduced OEM Pumps.....	10
Gear Reduced Plumbed Pumps	9
General Pump Kit Chart.....	22, 23
General Pump Kit Chart Pricing.....	37
General Pumps, Plumbed	5-9
General Pumps, Bare OEM	10
General Pumps, Bare	16-22
General Unloaders, Bare	44, 45
General Unloaders, Plumbing Kits	46, 47
Generators	149
Generator, Hydro Tek	149
GIANT Pumps Kit Chart Pricing	36
GIANT Pumps	32, 33
GIANT Pumps Kit Chart	33
GIANT Turbo-Laser Nozzle Assemblies.....	101
GIANT Turbo-Laser Nozzles	98
GP Adjustable Nozzles	96
GP Giraffe Telescoping Wands.....	63
GP Hammerhead & Replacement Parts	65
GP Hose Reels & Replacement Parts	78
GP Jetter Nozzles	89
GP Panel Mounted Adjustable Thermostats	141
GP Pressure Switches	143
GP Professional Flat Surface Cleaners	65
GP Rotomax Rotating Nozzles	97
GP Rotomax Rotating Nozzle Assemblies	103
GP Soap Shooters	103
GP Spray Nozzles	94
GP Surface Cleaners / Parts.....	65
GP Unloaders, Bare.....	44, 45
GP Unloaders, Plumbing Kits	46, 47
Green Cap Filter Assembly.....	111
Green Cap Water Filter.....	110
Ground Fault Circuit Interrupters.....	147
Ground Force, Whisper Pro Surface Cleaner	66
Gun, Extension Pole Assembly.....	61
Gun / Lance Assemblies.....	52, 56, 57
Gun Swivel, Inline.....	81
Guns, Spray.....	50-52
Guns, Surface Cleaners.....	51, 64, 65, 67, 71
Guns, Telescoping / Wands	52, 62, 63
Gutter Cleaner.....	59
Gymatic Unloaders	43

H

Hand Carry Frames.....	155
Handles, Cart/Frames.....	157
Hannay Industrial Reel.....	81
Heating Coils, Hydro Tek.....	140
Hex Bushings, Brass.....	115
Hex Couplings, Brass.....	115
Hex Head Plugs, Brass.....	115
Hex Nipples, Brass.....	115
High Limit Switch - Fixed Thermostat.....	141
High PSI Inline Filters.....	117
High PSI Plumbing Fittings.....	116
High PSI Splitters & Inline Filters.....	117
Honda Fuel Tanks.....	127
Honda Parts.....	127-131
Horizontal Coil Lifting Tool, Hydro Tek.....	140
Horizontal Coil / Tank Assemblies.....	139, 140
Horizontal or Vertical Mount Brass Flow Switch w/ Reed.....	142
Hose Accessories.....	86-88
Hose Accessories / Jetter Hose.....	88
Hose Assemblies, High Pressure.....	82-84
Hose Clamps.....	86
Hose Crimper Assemblies.....	87
Hose Reels, Hydro Tek.....	76
Hose Reel Replacement Parts, Hydro Tek.....	77
Hose Reel Replacement Parts.....	77-81
Hose Reels.....	76-81
Hose, w/ 22mm Fittings.....	82
Hose, Clear Braid.....	85
Hose, Jetter.....	88
Hoses.....	82-85, 88
HOSETRACT Hose Reels.....	79
HOSETRACT Reels Replacement Parts.....	79
Hot Shot Vertical Coil Tank Inserts.....	138
Hot Shot Vertical Exhaust Cap.....	139
Hot Shot Vertical Stainless Steel Coil Wraps.....	138
HP Steel Fittings.....	116
Hudson Valve.....	122
Hydrostatic Test Gauge Assemblies.....	120
Hydro Tek Float Tank Parts.....	125
Hydro Tek Hose Reels & Replacement Parts.....	76, 77
Hydro Tek Fuel Tanks & Parts.....	125
Hydro Tek Muck Scupper.....	60
Hydro Tek Poly Tank Lids.....	124
Hydro Tek Sand Hopper.....	59
Hydro Tek Undercarriage Wand.....	60
Hydro Tek Undercarriage Washer.....	60
Hydro Tek Wash Extension Pole.....	61
Hydro Tek Water Tanks & Accessories.....	124
Hydro Tek Water Tank Plumbing Parts.....	124
Hydro Tek Water Tank Straps.....	124
Hydro Twister® Trident Models.....	68
Hydro Twister® Contractor Model.....	69
Hydro Twister® Contractor Roof Cleaner.....	70
Hydro Twister® Water Recovery Model.....	70
Hydro Twister® Replacement Parts.....	71
Hydro Vacuum® RPV Electric Portable Vacuums.....	72
Hydro Vacuum® RPV Electric Portable Vac. Options....	72
Hydro Vacuum® RGV Gas Engine Drive Vacuum	
Recovery Systems & Option.....	73
Hydro Vacuum® RGV Gas Engine Vac. Rec. Option.....	73
Hydro Vacuum® Parts & Accessories.....	74, 75
Hydro Vacuum® Vacuum Accessory Bundle.....	74
Hydro Vacuum® Vacuum Hose & Accessories.....	74
Hydro Vacuum® Water Containment Filtration.....	75
Hydro Vacuum® Water Containment Accessories.....	75

HYPRO Diaphragm Pump Kit Chart.....	40
HYPRO Pumps & Kits.....	40, 41
HYPRO Regulator.....	41, 46
HYPRO Roller Pump Kits.....	41
HYPRO Series 4101 4-Roller Pumps.....	41

I

Ignition Parts, Engine.....	129
Industrial Grade Trigger Guns.....	51, 52
Industrial Safety Pressure Relief (Pop-Off) Valves.....	48
Industrial Solid Shaft AR Pumps.....	14
Industrial Solid Shaft CAT Pumps.....	30
Industrial Solid Shaft GIANT Pumps.....	33
Industrial Solid Shaft Pratisoli Pumps.....	21
Industrial Unloader Valves & Regulators.....	45
Injector & Injector Assemblies.....	105-107
Injectors, Check Valves & Strainers.....	105
Inline Adjustable Thermostat.....	141
Inline Flow Switches.....	142
Inline Swivels.....	77, 81
Insulation.....	138, 140
Insulation, Burner, Hydro Tek.....	140

J

J. E. Adams Jetter Nozzles.....	89
Jetter Accessories / Jetter Nozzles.....	89-91
Jetter Hose.....	88
Jetter Nozzles.....	89-91
Jetter Valves.....	49
Jumper Hose.....	84

K

Kappa Series UDOR Diaphragm Pumps.....	38
Kit Chart Pricing, AR.....	36
Kit Chart Pricing, CAT Pumps.....	37
Kit Chart Pricing, General.....	37
Kit Chart Pricing, GIANT.....	36
Kit Chart Pricing, HYPRO.....	40, 41
Kit Chart Pricing, OEM.....	36
Kit Chart Pricing, SHURflo.....	37
Kit Chart Pricing, UDOR.....	39
Kit Chart Pricing, Viper.....	36
Koil Kleen Descaler.....	109

L

Lance Accessories.....	58
Lances & Wands.....	52-55
Large Parts Display.....	159
LCT Engine Replacement Parts.....	127-129
Liquid Level Switch.....	122
Low Flow, Flow Switches & Adapters.....	142
Low PSI Plumbing Fittings.....	111-115
Low Voltage Inhibitor.....	143
LP/NG Burner Parts & Accessories.....	139, 140
LP/NG Gas Parts, Hydro Tek.....	140
LP-Liquid Propane Tanks & Accessories.....	126

M

Machine Mount Hose Reel, Hydro Tek.....	76
Magnetic Starter Assemblies.....	145, 146
Male Elbows, Plumbing Fittings.....	115, 116
Manifold Blocks.....	116
Marathon Motors.....	148, 149
Maxima 36, Whisper Pro Surface Cleaner.....	66

INDEX

Mecline RotoJet Nozzle Assemblies	100
Mecline RotoJet Nozzles	97
Mecline Vacuum Switches	143
Metering Valves, Chemical.....	105
Molded Grip Lances	53, 54
Motor Starter, Hydrotek	146
MTM Hydro BP91 Unloader	46
Mufflers, Engine	130

N

NEMA 4X Enclosures - Non Metallic	144
Nozzle Assemblies.....	100-104
Nozzle Cleaners.....	104
Nozzle, Carbide	59
Nozzles, Viper	90, 92, 93
Nozzles, Adjustable.....	96
Nozzles, High PSI	92-98
Nozzles, Jetter	89-91
Nozzles, Rotating	97-103
Nozzle, Steam	104
Nozzles, X-JET	104

O

O Rings, Quick Connect Replacement	119
O.E.M. Pump Kit Chart	11
O.E.M. Pump Kit Chart Pricing.....	36
Oil Burners	134
Oil Dip Sticks, Engine Parts	131
Oil Drain Fittings	113
Oil Drain Hose Assemblies.....	88
Oil Filters, Engine Parts.....	131
Oil Solenoid Valves, Burner Parts	135
Oil Valve Coils, Burner Parts.....	135
Open Drip Proof Electric Motors.....	149
O-Ring Removal Pick Tools	119
Overload Relays	146

P

Packaged Nozzles & Nozzle Sets	161
Packaged Parts	159-161
Packaged Parts Display	159
Packing Extraction Kit	49
Parts Box	160
Pilot Assist Flow Switch with Reed	142
Pivoting Hose Reels, Hydro Tek.....	76
Pneumatic Hose Crimper Assembly.....	87
Poly Tanks & Accessories	123-126
Poly Tank Lids, Hydro Tek	124
Polybraid Suction Hose - Per Foot	85
Polychain Sprockets & Belts	153
Polyethylene Tanks w/ Lids, Hydro Tek.....	124
Polypropylene 90° Elbow Hose Barbs	114
Polypropylene Hose Barbs.....	114
Polypropylene Inline Check Valve	105
Polypropylene Tanks Polyethylene	123-125
Polypropylene Tee.....	114
Pop Off Safety Pressure Relief Valves	48
Pop-Pin Lock Hose Reels, Hydro Tek	76
Portable Hose Reel Carts.....	81
Powercord with Plug	147
Pressure & Temperature Test Gauge Assembly	120
Pressure Gauges	120
Pressure Switches	143
Pressure Test Gauge Assemblies.....	120
Pressure-Pro® Carts, Skids & Frames.....	154, 155
Pressure-Pro® Exclusive O.E.M. Pumps	10

Pressure-Pro® Schedule 80 Replacement Coils	139
Pro Power Series Direct Drive Carts	154
Pro-Jet Series Roll Cage Direct Drive Cart	155
Pro-Max Series Polychain Belt Drive Carts	154
Propane Tanks & Accessories	126
Pulleys.....	151
Pump Accessories.....	48,49
Pump Crankcase Oil	109
Pump Mounted Unloaders with External Bypass.....	47
Pump Oil.....	109
Pump Oil Drain Hose Assemblies	88
Pump Plumbing Kits	46, 47
Pump Rail Kits & Sets	42
Pump Saver Antifreeze	109
Pumps	5-41
AR Pumps	12-14
AR Pumps, Plumbed.....	5-9
CAT Pumps	24-30
CAT Pumps, Plumbed.....	5-9
Comet Pumps	41
Emperor by General Pump.....	21
General Pumps	16-22
General Pumps, Plumbed.....	5-9
GIANT Pumps	32, 33
HYPRO Pumps	40, 41
OEM Pumps.....	10
Prattisoli Pumps.....	21
SHURFlo Pumps	34
UDOR Pumps	38
Viper Pumps.....	10
Viper Pumps Plumbed	6-8
Pumps w/ Built-In Unloader & Injector, AR	5, 12
Pumps w/ Built-In Unloader & Injector, CAT Pumps	5, 24
Pumps w/ Built-In Unloader & Injector, General.....	5, 16
Pumps w/ Built-In Unloader & Injector, GIANT.....	5, 32
Pumps w/ Built-In Unloader & Injector, OEM-CAT.....	5, 10
Pumps w/ Built-In Unloader & Injector, Plumbed	5
Push Lock Hose Barbs	112
PVC 90° Elbows	114
PVC 90° Street Elbows	114
PVC Ball Valves	121
PVC Couplings.....	114
PVC Hex Bushings.....	114
PVC Tees	114

Q

QD Bushings, Drive	150
Quick Connects	118, 119

R

Rapid Reels by ELEY Corporation	79
Recoil Starter Parts	128
Recovery Motors & Transfer Pumps, Hydro Vacuum®	75
Reducing Hex Nipples	115, 116
Red Devil Soot Remover.....	109
Remote Fuel Tanks.....	125, 126
Replacement O-Rings	119
Roll Over Nozzle Holder	58
Rotating Brush	59
Rotating Spray Nozzles	97-103
Rubber Feet & Grommets, Cart & Frame Parts.....	158
Rupture & Burst Disks	141
Rust Remover	108

INDEX

S

Safety Pressure Relief (Pop-Off) Valves	48
Sand Blasters	59
Schieffer Jetter Hose	88
Series 4101 Hypro Roller Pumps	41
Series 9910 Gear Reduced HYPRO Diaphragm Pumps....	40
Shaft Adapters for UDF.....	39
SHURflo Diaphragm Pump Kit Chart	35
SHURflo Diaphragm Pump Kit Chart Pricing.....	37
SHURflo Pumps	34
Side Handles, Lance Accessories	58
Skid Frames	155
Slap Happy Plumbed Pumps	5-9
Sludge Sucker.....	60
SLV Series Pump (12 VDC) SHURflo.....	34
Soap Shooter.....	92, 103, 104
Solid Shaft Pumps, AR	14
Solid Shaft Pumps, CAT Pumps	28-30
Solid Shaft Pumps, General	19-21
Solid Shaft Pumps, GIANT	32, 33
Solid Shaft Pumps, OEM.....	10
Solid Shaft Pumps, Plumbed	8
Specialty Guns, Viper	52
Specialty Guns / Industrial Guns & Lances	52
Specialty Hose.....	85
Specialty Lance Accessories / Job Specific.....	59
Splitters, High PSI	117
Spray Guns	50-52
Spray Guns / Lances	56, 57
Spray Nozzles	99
Spray Nozzles	89-104
Spraying Systems Co. Spray Nozzles.....	95
Spraying Systems Regulator	46
Spraying Systems Water Filters.....	110
Stacking Hose Reels, Hydro Tek.....	76
Stain Remover	108
Stainless Steel Handle with Hose Reel Assembly Kits	157
Stainless Steel Lance Assemblies with SS QCs.....	55
Stainless Steel Quick Connects	118
Steam Nozzle.....	104
Steel Fittings, High Pressure.....	116
Steel Hose Nipples	112
Steel Nipple	113
Straight Poly Swivel Barb with Wingnut, SHURflo	35
Street Elbows 45° & 90°	113-116
SUMMIT Hose Reels & Replacement Parts.....	80
Surface Cleaners & Parts	64-71
Suttner Foot Actuated Valves	89
Suttner Jetter Nozzles.....	90
Suttner Sludge Pump Hose - High Output	60
Suttner ST261 Unloaders	46
Suttner ST-457 Turbo Nozzle, Assemblies.....	102
Suttner ST-457 Turbo Nozzles, Bare	98
Suttner ST-64 Upstream Chemical Injectors	105
Suttner Unloaders	46
Switch, Toggle	144
Switches	141-146
Switches, Flow, High Limit & Pressure	141-143
Swivels, Hose Reel	77-81
Swivels, Inline.....	77, 81

T

Tank Assemblies w/ Filter & Fittings, Hydro Tek	124
Tank Bands & Accessories	123-125
Tank Bulkhead Fittings	122
Tank Lids & Accessories	123-127
Tank Plumbing Fittings	123-127

Tank Strainers.....	105, 125
Tanks & Tank Parts	123-127
Tanks, Fuel	125-127
Teflon Tape & Threadlock	109
Telepoles	61-63
Telescoping Wands	61-63
Temperature Gauge	120
Thermal Relief Valves	48
Thermostats	141
Throttle Parts, Engine	129
Time Delays, Hydro Tek.....	146
Tiny Tach	129
Tips, (1/4 Meg)	93-95
Tips, (Jetter)	89-91
Tips, (QC)	92, 94
Tips, (Surface Cleaner)	71, 95
Tire/Wheel Assemblies & Bearings.....	156
TMT Inline Flow Switches	142
Totally Enclosed Fan Cooled Electric Motors.....	148
Trapped Pressure Unloader Valves	43-47
Twist Couplers, Quick Connects	118, 119

U

UDOR Diaphragm Pump Kit Chart	39
UDOR Pumps, Kits & Parts	38, 39
Ultra Clean w/ Wheels, Whisper Pro Surface Cleaner	66
Unloaders / Pump Plumbing Kits	43-47

V

V80° Super HC° Molded Notch Powerband® Belts	152
V80° Super HC° Molded Notch V-Belts	152
Vacuum Accessory Bundle, Hydro Vacuum®	74
Vacuum Hose & Accessories, Hydro Vacuum®	74
V-Belts	152
Vented Grip, Lances	52-54
Vented Grips, Lance Accessories	58
Vertical Mount Flow Switches w/ Reed	142
Vinyl Bend Restrictors, Hose Accessories.....	87

W

Wall Mount Frames	155
Wand Saver Plug, Quick Connect	58, 119
Wands & Lances	52-55
Wash & Wax.....	108
Wash Extension Pole, Hydro Tek	61
Water Brooms.....	59, 60, 69
Water Containment Accessories, Hydro Vacuum®	75
Water Containment Filtration, Hydro Vacuum®	75
Water Filters & Assemblies.....	75, 110, 111
Water Tank Straps, Hydro Tek	124
Water Tank Plumbing Parts, Hydro Tek	124
Whisper Pro Replacement Parts	67
Whisper Pro Surface Cleaners	66
Whisper Wash Surface Cleaners & Parts	66, 67
Winterizing Pump Saver, Antifreeze	109
Wire Connectors / Cord Grips	147

X

X-JET Nozzles & Accessories	104
-----------------------------------	-----

Y

Y Inlet Strainers	111
-------------------------	-----

Z

Zeta Series UDOR Diaphragm Pumps	38
--	----

POLICIES

SALES POLICY

Nilfisk HPW sells to qualified dealers/distributors who are in the business of reselling pressure washing equipment and providing repair, service, and support.

ORDERS

All parcel orders received prior to 3:30 PM EST will be shipped the same day on merchandise in stock. Unless otherwise specified, all UPS orders will be shipped UPS GROUND. We offer expedited UPS Next Day, 2nd Day, 3rd Day Select shipping as well. *Additional Shipping Fees Will Apply.* All LTL (Less Than Truckload) shipments will ship at the carrier's standard service level, unless expedited service is requested.

PRICING

Our pricing is subject to change without notice. We will make every possible attempt to inform our customers of any price changes at the time that the order is placed.

PAYMENT

We accept company checks, wire transfer, C.O.D., and credit cards (Visa, Master Card, American Express, or Discover). 30 day terms are available upon credit approval. There will be a \$35.00 return check fee for insufficient funds. Invoices are considered past due 31 days after invoice date and will incur an interest charge of 1.5% per month. Please call for more information and a credit application.

SHIPPING POLICY

- UPS is our preferred carrier for small parcel shipping (small parts or UPS-able machines under 150 lbs). UPS shipping and handling charges are prepaid and added to customer's invoice. Oversized items (by UPS standards) will incur additional handling charges.
- Less Than Truckload (LTL) shipments are sent F.O.B. factory freight prepaid and add. This gives our customers access to our *extremely* competitive negotiated freight rates. If a specific carrier is requested we will ship F.O.B. factory freight collect by the carrier of your choice.
- All orders will be treated independently for shipping. We will attempt to consolidate orders into a single shipment but if items must ship together they must be on the same purchase order. Orders on credit terms will not be considered for allocation or production scheduling until the credit department releases them.

SHORTAGES AND BACKORDERS

Count the pieces received against the driver's delivery receipt. Note any discrepancies in writing on the delivery receipt. *Be specific:* Identify or describe the missing item. Call your customer service representative immediately with any discrepancies.

FREIGHT DAMAGE CLAIMS

Inspect freight **BEFORE YOU SIGN FOR IT.** *Note on the freight bill any obvious damage at the time of delivery.* Failure to do so will result in your company being liable for the damaged merchandise. Notify the carrier immediately upon delivery of any noticeable damage. We cannot assist you in working out a settlement with the carrier unless they are immediately notified of the damage. If you suspect internal damage **OPEN IMMEDIATELY!** Even if no damaged goods are suspected, open the carton within 24 hours and make a thorough inspection of the products. Hold all damaged goods and their packaging materials for inspection by the carrier.

All Nilfisk HPW freight shipments from the East Coast Pressure-Pro location are shrink-wrapped and strapped or stapled to the shipping pallet. If an LTL shipment from this location is not shrink-wrapped and/or strapped/stapled, INSPECT IMMEDIATELY.

PLEASE INSTRUCT YOUR CUSTOMERS OF THIS POLICY AS WELL

DEFECTIVE MERCHANDISE AND WARRANTIES

The liability of Nilfisk HPW is limited to the cost of the defective item. All products carry the manufacturer's warranty. The customer will be responsible for labor, and any other expenses connected with warranty repair or replacement. Freight charges are not covered under the warranty policy.

SPECIFICATIONS

Specifications are subject to change without notice. All models and parts meet or exceed PWMA (Pressure Washer Manufacturers Association) standards of +/- 10% variation.



Nilfisk HPW - HIGH PRESSURE WASHERS



DISTRIBUÉ PAR / DISTRIBUTED BY:



EHP

ÉQUIPEMENT HAUTE PRESSION

11365, 57e Avenue
Montréal (Québec)
H1E 4K1

Tél.: **514-494-5000**
Sans frais 1-877-494-5001
Courriel: lp2000@bellnet.ca
Site Web : www.lp2000ehp.com